

**TECHNICAL MANUAL**

**ORGANIZATIONAL MAINTENANCE REPAIR PARTS  
AND SPECIAL TOOLS LIST**

**WATER PURIFICATION UNIT: VAN-TYPE BODY MOUNTED;  
ELECTRIC DRIVEN, AC, 115, 208V  
SINGLE- AND 3-PHASE, 60 HERTZ  
1/2 TO 2 HP, 1500 GPH  
(MET-PRO MODEL 1500-2600A)  
NSN 4610-00-879-4612  
(ETC MODEL S1500)  
NSN 4610-01-016-9964**

This manual supersedes TM 5-4610-221-20P, 3 March 1971, including all changes.

---

**HEADQUARTERS, DEPARTMENT OF THE ARMY**

**3 MAY 1982**



CHANGE }  
NO. 1 }

HEADQUARTERS  
DEPARTMENT OF THE ARMY  
WASHINGTON, D. C., 3 November 1986

Organizational Maintenance Repair Parts  
and Special Tools List

WATER PURIFICATION UNIT: VAN-TYPE BODY MOUNTED;  
ELECTRIC DRIVEN, AC, 115, 208V  
SINGLE-AND 3-PHASE, 60 HERTZ  
1/2 TO 2 HP, 1500 GPH  
(MET-PRO MODEL 1500-2600A)  
NSN 4610-00-879-4612  
( ETC MODEL S1500 )  
NSN 4610-01-016-9964

TM 5-4610-221-20P, 3 May 1982, is changed as follows:

1. Remove and insert pages as indicated below. New or changed text material is indicated by a vertical bar in the margin. An illustration change is indicated by a miniature pointing hand.

Remove pages

75 through 78  
105 and 106  
169 through 174  
177 through 180

Insert pages

75 through 78  
105 and 106  
169 through 174  
177 through 180

2. Retain this sheet in front of manual for reference purposes.

**By Order of the Secretary of the Army:**

**Official:**

**R.L.DILWORTH**  
**Brigadier General, United States Army**  
**The Adjutant General**

**JOHN A. WICKHAM , JR.**  
**General, United States Army**  
**Chief of Staff**

**DISTRIBUTION:**

To be distributed in accordance with DA Form 12-25A, Organizational Maintenance requirements for Water Purification Unit, Electric, Van Type, Body Mounted, 115/208V, 60HZ, 1&3 PH, 1500GPM (1500-2600A)



TECHNICAL MANUAL

NO. 5-4610-221-20P

HEADQUARTERS  
DEPARTMENT OF THE ARMY  
WASHINGTON, D.C., 3 May 1982

**ORGANIZATIONAL MAINTENANCE REPAIR PARTS  
AND SPECIAL TOOLS LIST**

**WATER PURIFICATION UNIT; VAN-TYPE BODY MOUNTED  
ELECTRIC DRIVEN, AC, 115, 208V, SINGLE- AND 3-PHASE  
60 HERTZ 1/20 TO 2 HP, 1500 GPH  
(MET-PRO MODEL 1500-2600A)  
NSN 4610-00-879-4612  
(ETC MODEL S1500)  
NSN 4610-01-016-9964**

**REPORTING ERRORS AND RECOMMENDING IMPROVEMENTS**

You can help improve this manual. If you find any mistake or if you know of a way to improve the procedures, please let us know. Mail your letter, DA Form 2028 (Recommended Changes to Publications and Blank Forms), or DA Form 2028-2 located in the back of this manual direct to: Commander, US Army Troop Support and Aviation Materiel Readiness Command, ATTN: DRSTS-MPSD, 4300 Goodfellow Blvd., St. Louis, MO 63120. A reply will be furnished directly to you.

**CURRENT AS OF 1 DECEMBER 1981**

TABLE OF CONTENTS

	Page	Illus Figure
Section I. INTRODUCTION . . . . .	1	
II. REPAIR PARTS LIST . . . . .	7	
Group 01. Fuel System		
Personnel Heater Fuel Lines to Pump. . . . .	7	1
Fuel Pump . . . . .	9	2
Personnel Heater Fuel Lines to Heater. . . . .	11	3
02. Electrical System		
Clearance and Blackout Lights. . . . .	13	4
Ceiling Light Fixture . . . . .	15	5
External Cable Connectors. . . . .	17	6
Electric Cables, Personnel Heater and Fuel Pump . . . . .	19	7
Electrical Cables . . . . .	21	8
03. Frame		
Ladders and Laveling Jack . . . . .	23	9
Storage Box and Mounting Frame . . . . .	25	10
04. Body and Door Compartments		
Jack Storage Rack . . . . .	27	11
Door Assembly, Window and Blackout Panel. . . . .	29	12
Stationary Window and Blackout Panel . . . . .	31	13
Door Latch and Ladder Mounting . . . . .	33	14
Door Latch Assembly. . . . .	35	15
Door Counterbalance Assembly . . . . .	37	16
Left Side Doors . . . . .	39	17

TABLE OF CONTENTS (CON'T)

	Page	Illus Figure
<b>05. Body Attaching Parts</b>		
Personnel Heater . . . . .	41	20
Personnel Heater Exhaust . . . . .	43	21
Red and Amber Reflectors . . . . .	45	22
<b>06. Electric Motors</b>		
Slurry Feeder Drive Motor . . . . .	47	23
Erdlator Bridge and Motor Mounting Base . . . . .	49	24
Erdlator Agitator Drive Motor . . . . .	51	25
<b>07. Electric Equipment, Transformer and Distributor</b>		
Electrical Control Cabinet, Starter, Transformer and Fuses .....	53	26
Electrical Control Cabinet, Terminals, Circuit Breaker and Push Switches . . . . .	55	27
Low Water Level Alarm . . . . .	57	28
Float Valve . . . . .	29	29
Water Level Alarm Switch . . . . .	61	30
Indicator Light . . . . .	63	31
Electrical Cables . . . . .	65	32
<b>08. Gages (Non-Electrical) Weighing-Measuring Devices</b>		
Pressure Gages, Lines and Fittings . . . . .	67	33
Filter Gages and Bracket . . . . .	69	34
Flow Indicator, Raw Water . . . . .	71	35
<b>09. Water Purification Components</b>		
Flow Control Valves Less Diaphragm Installation . . . . .	73	36
Influent Valve Assembly . . . . .	75	38
Filtered Water Piping, to Effluent Water Valve . . . . .	77	39
Filtered Water Piping, to Recirculating Line . . . . .	79	40
Filtered Water Piping, to Slurry Feeder . . . . .	81	41
Coagulated Water, Upper Section Piping . . . . .	83	42
Coagulated Water, Lower Section Piping to Pump . . . . .	85	43
Coagulated Water, Lower Section Piping from Pump . . . . .	87	44
Coagulated Water, Piping Support. . . . .	89	45
Erdlator Coagulated Water Pipe. . . . .	91	46
Effluent Valve Assembly . . . . .	93	47
Filter Assembly . . . . .	95	48
Filter Element Assembly . . . . .	97	49
Filter Upper Housing . . . . .	99	50
Filter Lower Housing . . . . .	101	51
Filter Air Release Valve . . . . .	103	52
Raw Water Piping to Flow Indicator . . . . .	105	54
Raw Water Piping from Flow Indicator. . . . .	107	55
Slurry Feeder Waste Water Piping. . . . .	109	56
Diatomite Tank to Erdlator Tank Piping . . . . .	111	57
Chemical Tubing Left Side of Slurry Feeder . . . . .	113	58
Slurry Feeder Belt and Chain Guard . . . . .	115	59
Chain Tightener Assembly . . . . .	117	60
Slurry Feeder Gear Assembly . . . . .	119	61
Slurry Feeder Gear Drive . . . . .	121	62
Chemical Solution Feeder Mounting and Scales . . . . .	123	63
Chemical Solution Feeder Assembly. . . . .	125	64
Chemical Solution Feeder Gearbox, Controls and Connectors . . . . .	127	65
Slip Clutch Assembly and Sprocket(MET-PRO Mode1500-2600A)..	129	68

TABLE OF CONTENTS (CON'T)

		Page	Illus Figure
Group 09.	Slip Clutch Assembly (ETC Model S1500) .....	131	69
(Con't)	Diatomite Dilution Tank .....	133	70
	Solution Tank .....	135	75
	Waste Water Tank .....	137	76
	Waste Water Piping from Filter .....	139	77
	Waste Water Piping toWaste Water Tank .....	141	78
	Erdlator Tank and Waste Water Piping from Outlet .....	143	79
	Erdlator Tank and Waste Water Piping to Tank .....	145	80
	Erdlator Raw Water Piping to Y Branch.....	147	81
	Erdlator Raw Water Piping from Y Branch .....	149	82
	Sludge Concentrator Waste Water Piping .....	151	83
	Sludge Concentrator Tank Valve .....	153	84
	Erdlator Agitator Speed Reducer .....	155	85
	Erdlator Agitator Drive Shaft .....	157	86
	Erdlator Tank.....	159	88
	Erdlator Tank Mounting.....	161	89
11.	Precision Leveling Devices		
	Van Body Level Assembly .....	163	92
12.	Special Purpose Kits		
	Front Vehicle Lifting Kit.....	165	93
	Rear Vehicle Lifting Kit.. .....	167	94
13.	Bulk Material .....	168	
Section III.	SPECIAL TOOLS LIST (Not Applicable)		
IV.	NATIONAL STOCK NUMBER AND PART NUMBER INDEX. . . .	169	





## Section I. INTRODUCTION

**1. Scope.** This manual lists spares and repair parts; special tools; special test, measurement, and diagnostic equipment (TMDE), and other special support equipment required for performance of organizational maintenance of the water purification unit. It authorizes the requisitioning and issue of spares and repair parts as indicated by the source and maintenance codes.

**2. General.** This Repair Parts and Special Tools List is divided into the following sections:

**a. Section II. Repair Parts List.** A list of spares and repair parts authorized for use in the performance of maintenance. The list also includes parts which must be removed for replacement of the authorized parts. Parts lists are composed of functional groups in numeric sequence, with the parts in each group listed in figure and item number sequence.

**b. Section III. Special Tools List.** A list of special tools, special TMDE, and other special support equipment authorized for the performance of maintenance. (Not Applicable).

**c. Section IV. National Stock Number and Part Number Index.** A list, in National item identification Number (NIIN) sequence, of all National stock numbers (NSN) appearing in the listings, followed by a list in alphameric sequence of all part numbers appearing in the listings. National stock numbers and part numbers are cross-referenced to each illustration figure and item number appearance. This index is followed by a cross-reference list of reference designators to figure and item numbers.

### 3. Explanation of Columns.

**a. Illustration.** This column is divided as follows:

**(1) Figure Number.** Indicates the figure number of the illustration on which the item is shown.

**(2) Item Number.** The number used to identify item called out in the illustration.

**b. Source, Maintenance and Recoverability (SMR) Codes.**

**(1) Source Code.** Source codes indicate the manner of acquiring support items for maintenance, repair or overhaul of end items.

Source codes are entered in the first and second positions of the Uniform SMR Code format as follows:

Code	Definition
PA	Item procured and stocked for anticipated or known usage.
PB	Item procured and stocked for insurance purposes because essentiality dictates that a minimum quantity be available in the supply system.
PC	Item procured and stocked and which otherwise would be coded PA except that it is deteriorative in nature.
PD	support item, excluding support equipment, procured for initial issue or outfitting and stocked only for subsequent or additional initial issues or outfitting. Not subject to automatic replenishment.
PE	Support equipment procured and stocked for initial issue or outfitting to specified maintenance repair activities..
PF	Support equipment which will not be stocked but which will be centrally procured on demand.
PG	Item procured and stocked to provide for sustained support for the life of the equipment. It is applied to an item peculiar to the equipment which, because of probable discontinuance or shutdown of production facilities, would prove uneconomical to reproduce at a later time.
KD	An item of a depot overhaul/repair kit and not purchased separately, Depot kit defined as a kit that provides items required at the time of overhaul or repair.
KF	An item of a maintenance kit and not purchased separately. Maintenance kit defined as a kit that provides an item that can be replaced at organizational or intermediate levels of maintenance.
KB	Item included in both a depot overhaul/repair kit and a maintenance kit.

Code	Definition
MO	Item to be manufactured or fabricated at the organizational level.
MF	Item to be manufactured or fabricated at the direct support maintenance level.
MH	Item to be manufactured or fabricated at the general support maintenance level.
MD	Item to be manufactured or fabricated at the depot maintenance level.
AO	Item to be assembled at organizational level,
AF	Item to be assembled at the direct support maintenance level.
AH	Item to be assembled at general support maintenance level.
AD	Item to be assembled at depot maintenance level.
XA	Item is not procured or stocked because the requirements for the item will result in the replacement of the next higher assembly.
XB	Item is not procured or stocked. If not available through salvage, requisition.
XC	Installation drawing, diagram, instruction sheet, field service drawing, that is identified by manufacturer's part number.
XD	A support item that is not stocked. When required, item will be procured through normal supply channels.

**NOTE**

***Cannibalization or salvage maybe used as a source of supply for any items coded above except those coded XA and support items as restricted by AR 700-42.***

**(2) Maintenance Code.** Maintenance codes are assigned to indicate the levels of maintenance authorized to USE and REPAIR support items. The maintenance codes are entered in the third and fourth positions of the Uniform SMR Code format as follows:

**(a)** The maintenance code entered in the third position will indicate the lowest maintenance level authorized to remove, replace, and use the support item. The maintenance code entered in the fourth position will indicate one of the following levels of maintenance:

Code	Application/Explanation
C	Crew or operator maintenance performed within organizational maintenance.
O	Support item is removed, replaced, used at the organizational level.

**(b)** The maintenance code entered in the fourth position indicates whether the item is to be repaired and identifies the lowest maintenance level with the capability to perform complete repair (i.e., all authorized maintenance functions). This position will contain one of the following maintenance codes:

Code	Application/Explanation
O	The lowest maintenance level capable of complete repair of the support item is the organizational level.
F	The lowest maintenance level capable of complete repair of the support item is the direct support level.
H	The lowest maintenance level capable of complete repair of the support item is the general support level.
D	The lowest maintenance level capable of complete repair of the support item is the depot level.
L	Repair restricted to designated, specialized repair activity.
Z	Nonreparable. No repair is authorized.
B	No repair is authorized. The item maybe reconditioned by adjusting, lubricating, etc., at the user level. No parts or special tools are procured for the maintenance of this item.

**(3) Recoverability Code.** Recoverability codes are assigned to support items to indicate the disposition action on unserviceable items. The recoverability code is entered in the fifth position of the Uniform SMR Code format as follows:

Recoverability Code	Definition
Z	Nonreparable item. When unserviceable, condemn and dispose at the level indicated in position 3.
O	Reparable item. When uneconomically repairable, condemn and dispose at organizational level.

Recoverability Code	Definition
F	Reparable item. When uneconomically reparable, condemn and dispose at the direct support level.
H	Reparable item. When uneconomically reparable, condemn and dispose at the general support level.
D	Reparable item. When beyond lower level repair capability, return to depot. Condemnation and disposal not authorized below depot level.
L	Reparable item. Repair, condemnation, and disposal not authorized below depot/specialized repair activity level.
A	Item requires special handling or condemnation procedures because of specific reasons (i.e., precious metal content, high dollar value, critical material or hazardous material). Refer to appropriate manuals/directives for specific instructions.

**c. National Stock Number.** Indicates the National stock number assigned to the item and which will be used for requisitioning.

**d. Federal Supply Code for Manufacturer (FSCM).** The FSCM is a 5-digit numeric code listed in SB 708-42, which is used to identify the manufacturer, distributor, or Government agency, etc.

**e. Part Number.** Indicates the primary number used by the manufacturer (individual, company, firm, corporation, or Government activity), which controls the design and characteristics of the item by means of its engineering drawings, specifications, standards, and inspection requirements to identify an item or range of items.

**NOTE**

**When a stock numbered item is requisitioned, the item received may have a different part number than the part being replaced.**

**f. Description.** Indicates the Federal item name and, if required, a minimum description to identify the items. (Items that are included in kits and sets are listed below the name of the kit or set with the quantity of each item in the kit or set indicated in the quantity incorporated in unit column.)

**g. Unit of Measure (U/M).** Indicates the standard of the basic quantity of the listed item as used in performing the actual maintenance function. This measure is expressed by a two-character alphabetical abbreviation (e.g., ea, in, pr, etc.). When the unit of measure differs from the unit of issue, the lowest unit of issue that will satisfy the required units of measure will be requisitioned.

**h. Quantity Incorporated in Unit.** Indicates the quantity of the item used in the breakout shown on the illustration figure, which is prepared for a functional group, subfunctional group, or an assembly. A "V" appearing in this column in lieu of a quantity indicates that no specific quantity is applicable (e.g., shims, spacers, etc.).

**4. Special Information.**

**a.** Repair parts kits and gasket sets appear as the last entries in the repair parts listing for the figure in which its parts are listed as repair parts.

**b.** The following publications pertain to the water purification unit and its components:

TM 5-4610-221-12	Operator and Organizational Maintenance Manual
------------------	--

**c.** Usable on codes are shown in the description column. Uncoded items are applicable to both models. Identification of the usable on codes used in this publication are:

Code	Used On
BQB	Met-Pro Model 1500-2600A
BXF	ETC Model S1500

**d.** The illustrations in this manual are identical to those published in TM 5-4610-221-34P. Only those parts assigned the third position SMR maintenance code "C" or "O" are listed in the tabular listing therefore, there may be a break in the item number sequence. Only illustrations containing organizational authorized items appear in this manual.

**5. How to Locate Repair Parts.**

**a. When National Stock Number or Part Number is Unknown:**

**(1)** Using the table of contents, determine the assembly group within which the item belongs.

This is necessary since illustrations are prepared for assembly groups, and listings are divided into the same groups.

**(2)** Find the illustration covering the assembly group to which the repair part belongs.

**(3)** Identify the repair part on the illustration and note the illustration figure number and item number of the repair part.

**(4)** Using the repair parts listing, find the assembly group to which the repair part belongs and locate the illustration figure and item number noted on the illustration.

***b. When National Stock Number or Part Number is Known.***

**(1) First.** Using the Index of National Stock Numbers and Part Numbers, find the pertinent National stock number or part number. This index is in NIIN sequence followed by a list of part numbers in alphameric sequence, cross-referenced to the illustration figure number and item number.

**(2) Second.** After finding the figure and item number, locate the figure and item number in the repair parts list.

**6. Abbreviations.**

BX	Box
DC	Direct Current
DEG	Degree
DIA	Diameter
FT	Foot
HD	Head
HEX	Hexagon
ID	Inside diameter
IN	Inches
LB	Pound
LG	Length
LH	Left Hand
MTG	Mounting
NO	Number
OD	Outside diameter
RH	Right Hand
THD	Thread
THK	Thick



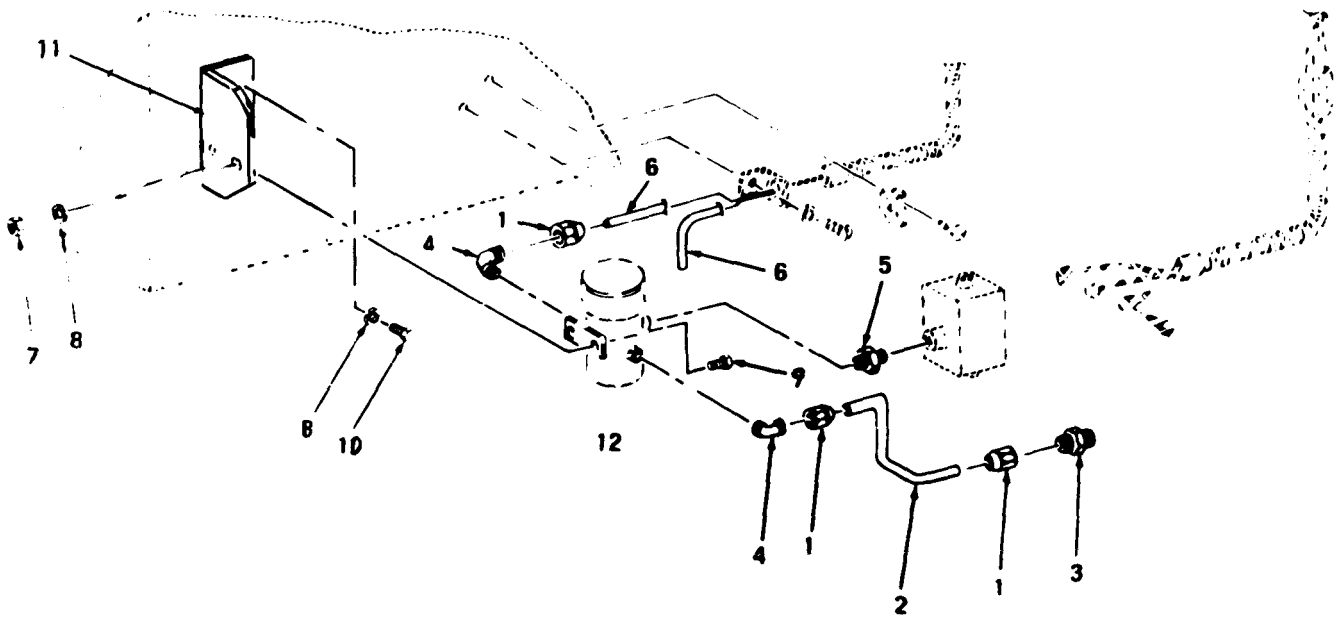


Figure 1. Personnel Heater Fuel Lines to Pump

SECTION II

TM 5-4610-221-20P

(1) ILLUSTRATION		(2)	(3)	(4)	(5)	(6)	(7)	(8)
(a) FIG NO	(b) ITEM NO	SMR CODE	NATIONAL STOCK NUMBER	SCM	PART NUMBER	DESCRIPTION	USABLE ON CODE	QTY INC IN UNIT
<b>GROUP 01 FUEL SYSTEM</b>								
1		AJZZ		6906	MS39167-3	NUT, TUBE FUEL LINE.....		6
1		BOZZ		7403	13213E0155-15	TUBING, FUEL LINE.....		4
1		ADZZ	730-00-900-329	6906	MS39158-2	ADAPTER, FUEL LINE.....		4
1		AOZZ	730-00-278-558	6906	MS51815-5P	ELBOW, FUEL LINE.....		4
1		ADZZ	975-00-168-911	9367	039316FORM1	GRIP, MALE SEALING.....		1
1		BOZZ		7403	001463	TUBING, FUEL LINE.....		2
1		AJZZ	310-00-905-076	6906	MS51967-3	NUT, PLAIN, HEXAGON FUEL PUMP MOUNTING.....		2
1		ADZZ	310-00-582-596	6906	MS35338-44	WASHER, LOCK FUEL PUMP MOUNTING.....		4
1		AOZZ	305-00-068-050	6906	MS90725-5	SCREW, FUEL PUMP MTG.....		2
1	1	ADZZ	305-00-052-692	6906	MS24629-59	SCREW, TAPPING.....		2
1	1	BOZZ		7403	13211E4386	BRACKET, FUEL PUMP MOUNTING.....		1

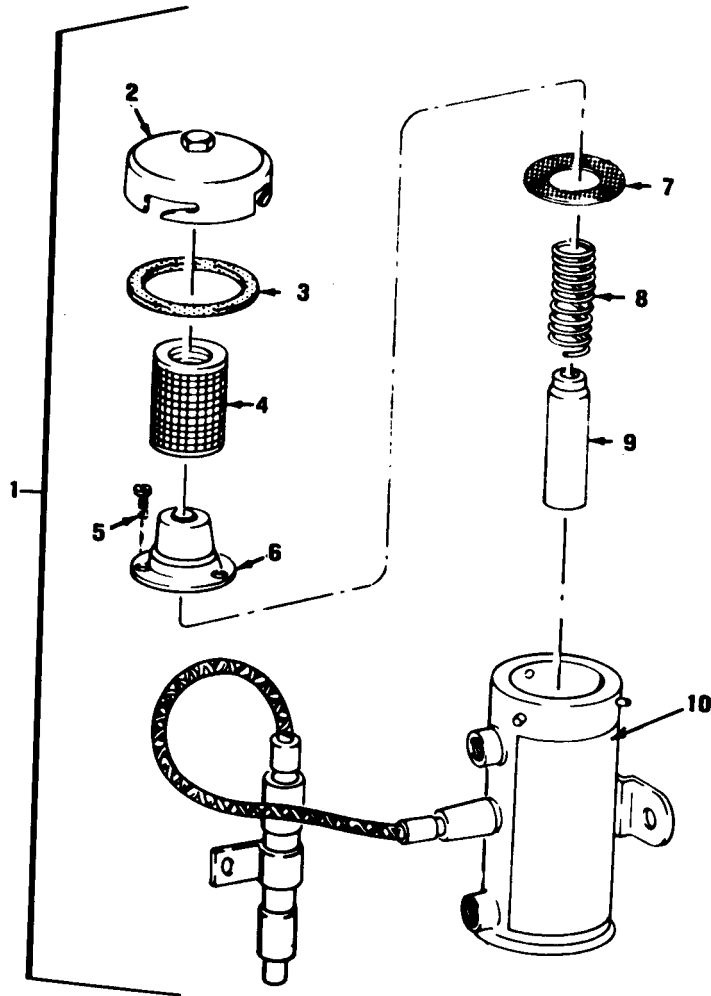


Figure 2. Fuel Pump



SECTION II

TM 5-4610-221-20P

(1) LUSTRATION		(2)	(3)	(4)	(5)	(6)	(7)	(8)
(a) FIG NO	(b) TEM NO	SMR CODE	NATIONAL STOCK NUMBER	FSCM	PART NUMBER	DESCRIPTION	USABLE ON CODE	QTY INC IN UNIT
2	1	PAOZZ	1910-00-735-4014	652	4796G9	PUMP ASSY, ELECTRIC . . . . .		1
2	2	XAOZZ		285	76563	. COVER, FUEL PUMP . . . . .		1
2	3	PAJZZ	1330-00-678-7946	652	50283G1	. GAS KET, COVER . . . . .		1
2	4	XAOZZ		1000	0861673	. SCREEN, FUEL PUMP . . . . .		1
2		AOZZ		828	555305-10	. SCREW, TAPPING . . . . .		3
2		AOZZ		1000	413776	. CUP, PLUNGER . . . . .		1
2		AOZZ		652	50278	. GAS KET, CUP . . . . .		1
2		AOZZ		285	75127	. SPRING, HELICAL . . . . .		1
2		AOZZ		285	76474	. PLUNGER ASSEMBLY . . . . .		1
2	10	AOZZ		652	627-50275G3	. BODY, PUMP ASSY . . . . .		1

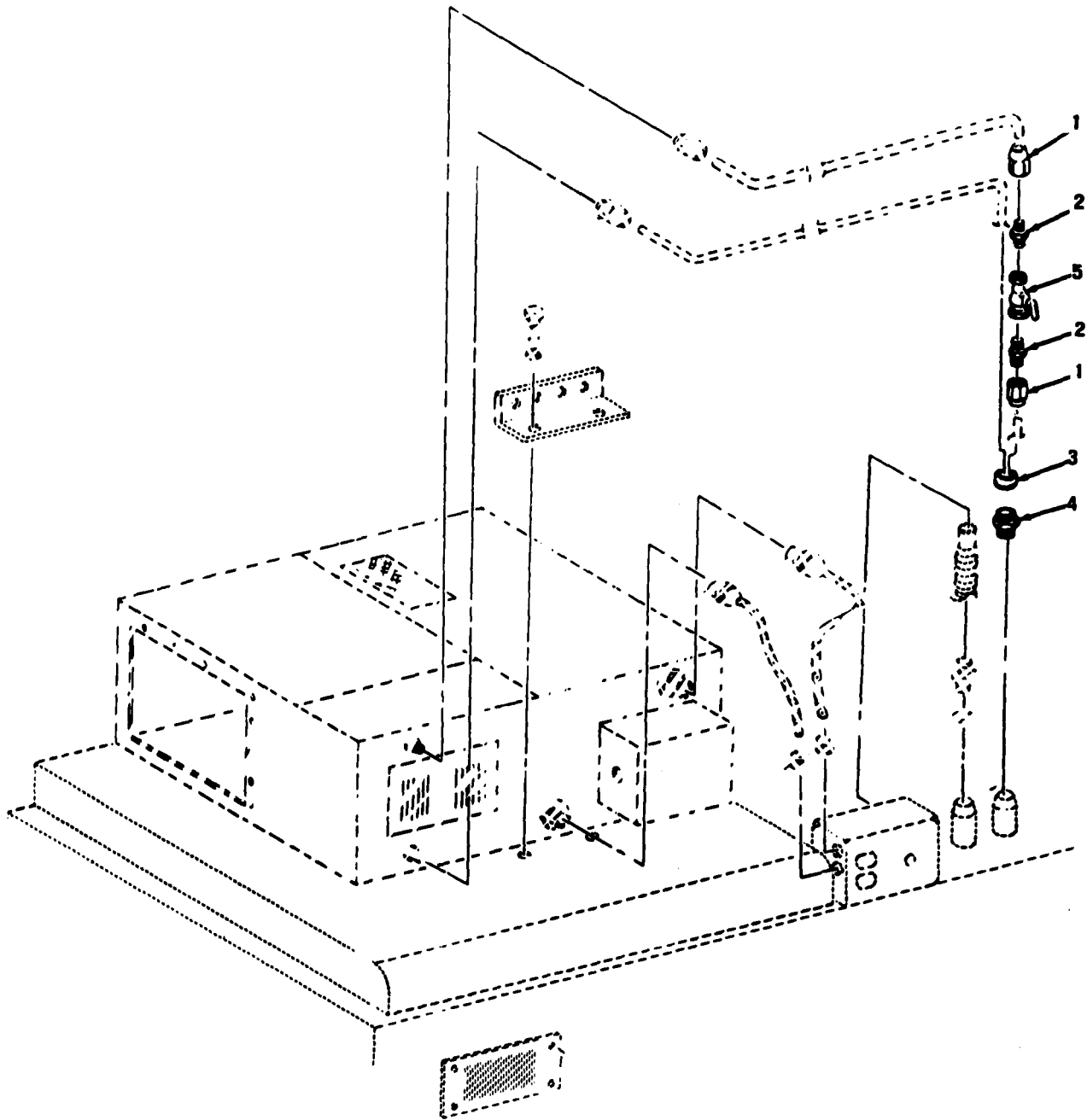


Figure 3. Personnel Heater Fuel Lines to Heater

SECTION II

TM 5-4610-221-20P

(1) ILLUSTRATION		(2) SMR CODE	(3) NATIONAL STOCK NUMBER	(4) FSCM	(5) PART NUMBER	(6) DESCRIPTION  USABLE ON CODE	(7) U/A	(8) QTY INC IN UNIT
3	1	ADZZ	730-00-011-645	690	453 9166-3	NUT, TUBE COUPLING.....	E A	4
3		ADZZ	730-00-900-329	690	453 9158-2	ADAPTER, FUELLINE.....	E A	2
3		IBDZZ		936	8351FORM1	GRIP, MALE SEALING.....	E A	1
3	4	BDZZ		134	101493	ADAPTOR.....	E A	2
3		ADZZ	820-00-629-087	690	453 5931-1	COCK, PLJG.....	E A	1

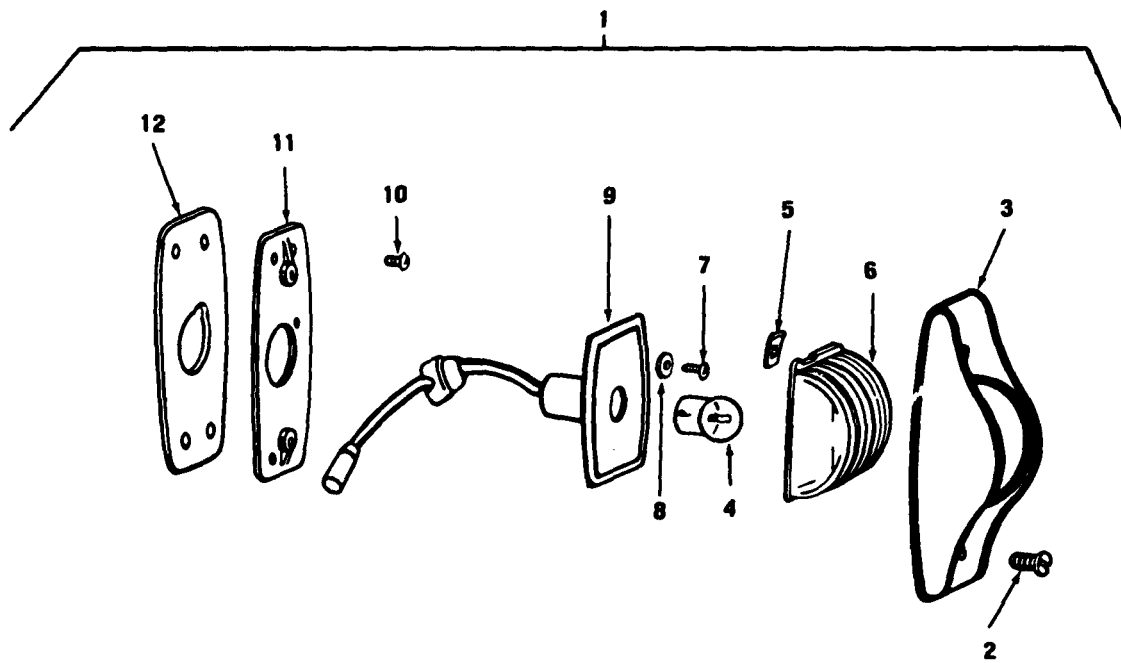


Figure 4. Clearance and Blackout Lights

(1) ILLUSTRATION		(2)	(3)	(4)	(5)	(6)	(7)	(8)
(a) FIG NO.	(b) ITEM NO.	SMR CODE	NATIONAL STOCK NUMBER	SCM	PART NUMBER	DESCRIPTION  USABLE ON CODE	QTY INC IN UNIT	
						GROUP 02 ELECTRICAL SYSTEM		
4	1	PAJZZ	220-00-577-343	6906	MS35423-1	LIGHT, CLEARANCE SERVICE.....	A	7
4	1	PAJZZ	220-00-577-343	6906	MS35424-1	LIGHT, CLEARANCE BLACKOUT (SAME AS LIGHT, NSN 6220-00-577-3434, EXCEPT WHERE IN INDIVIDUAL COMPONENTS ARE ANNOTATED).....	A	4
4	1	PAJZZ	220-00-726-191	6906	MS35423-2	LIGHT, CLEARANCE, RED SERVICE (SAME AS LIGHT, NSN 6220-00-577-3434, EXCEPT WHERE IN INDIVIDUAL COMPONENTS ARE ANNOTATED).....	A	7
4	1	PAJZZ	220-00-727-328	6906	MS35424-2	LIGHT, CLEARANCE, RED BLACKOUT (SAME AS LIGHT, NSN 6220-00-577-3434, EXCEPT WHERE IN INDIVIDUAL COMPONENTS ARE ANNOTATED).....	A	4
4	2	XBJZZ			FF592 TYPE 1 STYLE 65	SCREW, MACHINE MTG, DOOR TO BASE.....	A	44
4	3	XBJZZ			3331 5939830	COCK, MARKER LIGHT.....	A	22
4	4	PADZZ	240-00-155-784	6906	MS15570-303	LAMP, INCANDESCENT CLEARANCE LIGHT.....	A	22
4	5	XBDZZ	310-00-596-816	3331	5939775	NUT, SHEET, SPRING LENS RETAINING.....	A	22
4	6	PADZZ	220-00-299-742	3331	5939832	LENS, MARKER LIGHT SERVICE, AMBER, FRONT (USE WITH LIGHT, NSN 6220-00-577-3434, ONLY).....	A	7
4	6	PADZZ	220-00-752-599	3331	5939842	LENS, MARKER LIGHT BLACKOUT, AMBER, FRONT (USE WITH LIGHT, NSN 6220-00-577-3435, ONLY).....	A	4
4	6	PADZZ	220-00-299-742	3331	5939833	LENS, MARKER LIGHT SERVICE, RED, REAR (USE WITH LIGHT, NSN 6220-00-726-1916, ONLY).....	A	7
4	6	PAJZZ	220-00-752-599	3331	5939843	LENS, MARKER LIGHT BLACKOUT, RED, REAR (USE WITH LIGHT, NSN 6220-00-727-3288, ONLY).....	A	4
4	7	XBJZZ	305-00-432-420	6906	MS51861-46	SCREW, MACHINE MTG, LAMP HOLDER TO BASE.....	A	22
4	8	PADZZ	310-00-082-140	6906	MS27183-6	WASHER, FLAT MTG, LAMP HOLDER TO BASE.....	A	22
4	9	XBDZZ			3331 5939837	LAMP HOLDER, MARKER LIGHT.....	A	22
4	10	PADZZ	305-00-854-669	6906	MS24617-32	SCREW, TAPPING MTG BASE.....	A	22
4	11	XAJZZ			3331 5939831	BASE, LAMP HOLDER MARKER LIGHT.....	A	22
4	12	PAJZZ	330-00-353-095	3331	5939841	PAD, INSULATOR BASE MTG.....	A	22

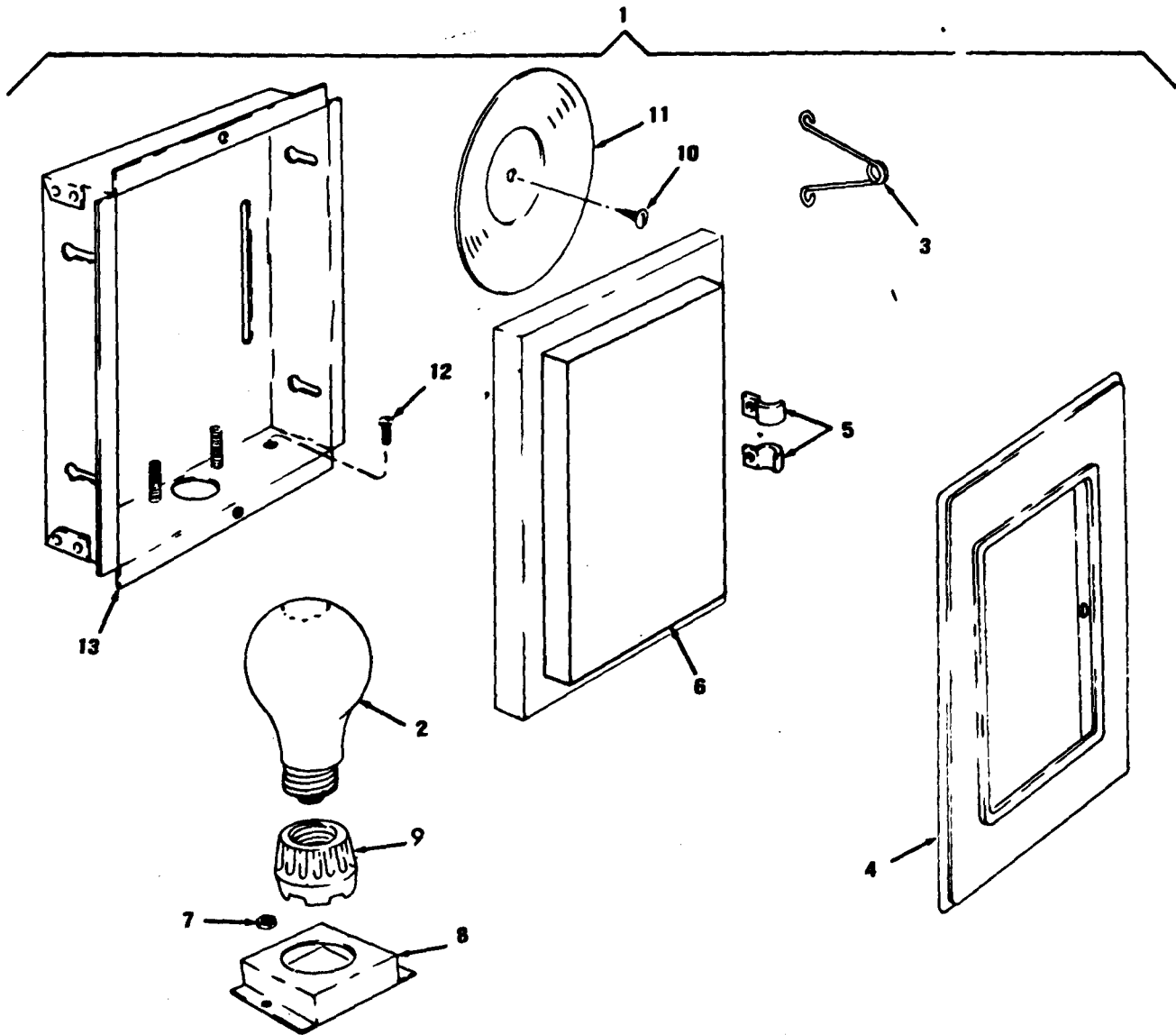


Figure 5. Ceiling Light Fixture

(1) ILLUSTRATION		(2)	(3)	(4)	(5)	(6)	7	(8)
(a) FIG NO	(b) ITEM NO	SMR CODE	NATIONAL STOCK NUMBER	FSCM	NUMBER	DESCRIPTION  USABLE ON CODE	U/I	QTY INC IN UNIT
5		(B)ZZ		1214	160C	FIXTURE, LIGHT VAN CEILING.....	A	3
5		(A)ZZ	1240-00-635-448	1810	0A120V	. LAMP, INCANDESCENT LIGHT, CEILING FIXTURE.....	A	1
5		(B)ZZ	1360-00-470-6201	1214	51	. SPRING PANEL RETAINING.....	A	6
5		(B)ZZ	1210-00-075-1651	1214	210	. FRAME GLASS PANEL.....	A	3
5		(B)ZZ		1214	4049	. CLIP, BRASS.....	A	12
5		(B)ZZ		1214	210	. PANEL, ALBALITE.....	A	3
5		(A)ZZ	1310-00-934-9751	1690	1S35649-282	. NUT, PLAIN, HEXAGON SOCKET HOUSING M TG.....	A	6
5		(B)ZZ		1214	46-2	. HOUSING SOCKET.....	A	3
5		(B)ZZ		1214	46	. SOCKET, LAMP CEILING LIGHT.....	A	3
5	11	(A)ZZ	1305-00-432-4172	1690	1S24621-32	. SCREW, TAPPING, THREAD M TG, REFLECTOR AND FRAME.....	A	3
5	11	(B)ZZ		1214	6	. REFLECTOR, LIGHT.....	A	3
5	11	(A)ZZ	1305-00-854-665	1690	1S24617-32	. SCREW, TAPPING M TG LIGHT FIXTURE.....	A	6
5	11	(A)ZZ		1214	210M	. HOUSING, FIXTURE.....	A	3

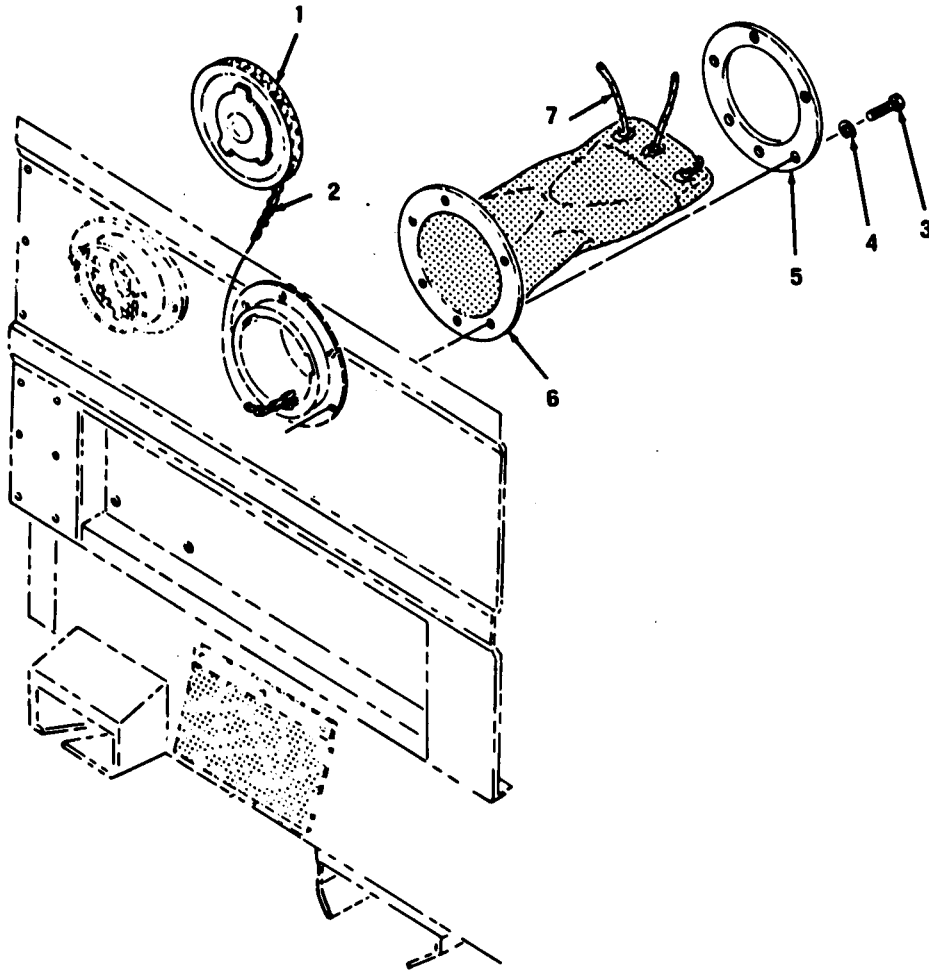


Figure 6. External Cable Connectors



SECTION II

TM 5-4610-221-20P

(1) LUSTERATION		(2)	(3)	(4)	(5)	(6)	(7)	(8)
(a) FIG NO	(b) ITEM NO	SMR CODE	NATIONAL STOCK NUMBER	FSCM	PART NUMBER	DESCRIPTION  USABLE ON CODE	U/M	QTY INC IN UNIT
6	1	XBJZZ		97403	13212E9164	CAP,CABLEOJTLT.....	E A	2
6	2	XBJZZ		97403	13218E0025-44	CHAIN, CAP,12IN,LG.....	E A	2
6	3	PAOZZ	5305-00-052-6921	96906	MS24629-57	SCREW, SELF-TAPPING, RING MT G.....	E A	6
6	4	PAOZZ	5310-00-582-5565	96906	MS35338-44	WASHER, LOCKRING MTG, 1/4 IN. SCREW SIZE.....	E A	6
6	5	XBJZZ		97403	13212E9166	RING, BLACKOUTCOVER.....	E A	2
6	6	XBJZZ		97403	13212E9165	COVER, BLACKOUT.....	E A	2
6	7	XBJZZ		97403	13208E4422-105	ROPE, BLACKOUTCOVER.....	E A	2

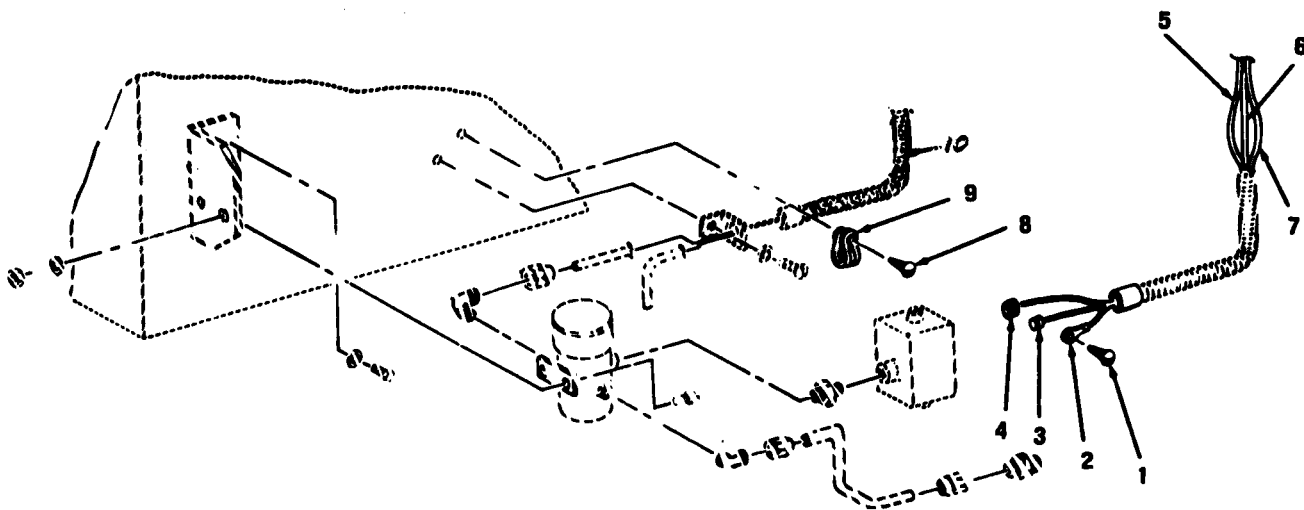


Figure 7. Electric Cables, Personnel Heater, and Fuel Pump

SECTION II

TM 5-4610-221-20P

(1) ILLUSTRATION		(2)	(3)	(4)	(5)	(6)	(7)	(8)
(a) FIG NO	(b) ITEM NO	SMR CODE	NATIONAL STOCK NUMBER	FSCM	PART NUMBER	DESCRIPTION  USABLE ON CODE	U/M	QTY INC IN UNIT
7	1	PAJZZ	5305-00-855-0572	96906	M524629-23	SCREW, TAPPING .....	EA	1
7	2	XBJZZ		96906	M525036-6	TERMINAL, LUG .....	EA	4
7	3	XBOZZ		97403	13213E9868-1	RECEPTACLE .....	EA	1
7	4	PAOZZ	5935-00-232-5433	97403	13213E9867-3	CONNECTOR .....	EA	26
7	5	XBDZZ		97403	13208E9598-86	WIRE, ELECTRICAL .....	EA	1
7	6	XBJZZ		97403	13208E9598-87	WIRE, ELECTRICAL .....	EA	1
7	7	XBDZZ		97403	13208E9598-88	WIRE, ELECTRICAL .....	EA	1
7	8	PAJZZ	5305-00-052-6921	96906	M524629-57	SCREW, TAPPING, THREAD CLAMP MOUNTING .....	EA	2
7	9	PADZZ	5340-00-282-7517	96906	M521333-42	CLAMP, LOOP .....	EA	1
7	10	XBOZZ		81349	MWC14-19J3	WIRE, ELECTRICAL .....	EA	1

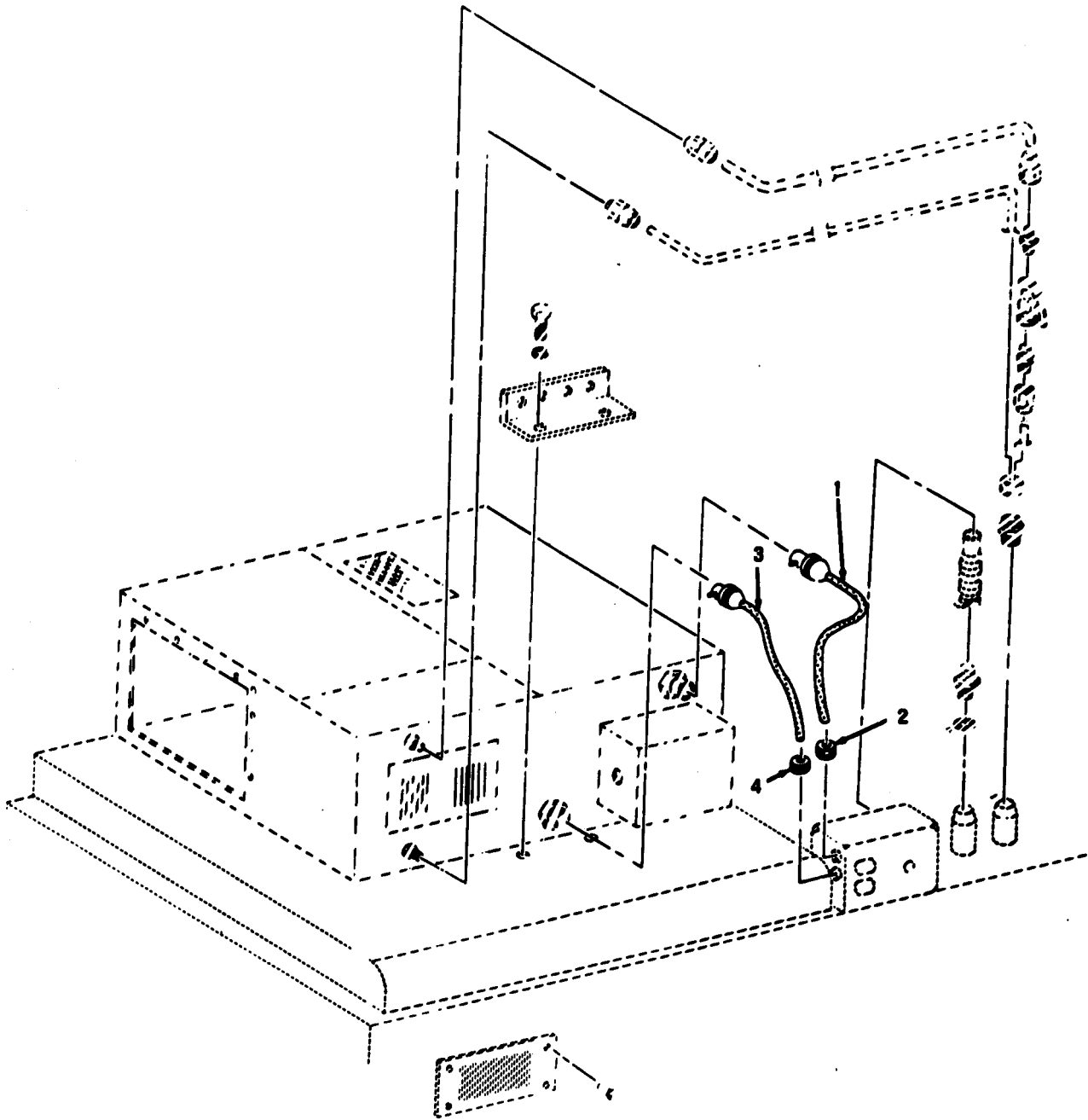


Figure 8. Electrical Cables

SECTION II

TM 5-4610-221-20P

(1) ILLUSTRATION		(2)	(3)	(4)	(5)	(6)	(7)	(8)
(a) FIG NO	(b) ITEM NO.	CODE	NATIONAL STOCK NUMBER	NSN	PART NUMBER	DESCRIPTION  USABLE ON CODE		QTY INC IN UNIT
8		BZZ		740:	3208E9598-80	CABLE, ELECTRICAL PERSONNEL HEATER.....	A	1
8		BZZ		690:	4535490-10	GROMMET, RUBBER.....	A	1
8		BOZZ		740:	13208E9598-81	CABLE, ELECTRICAL, PERSONNEL HEATER.....	A	1
8		AZZ	325-00-276-608	690:	4535490-16	GROMMET, NONMET ALL I C.....	A	1

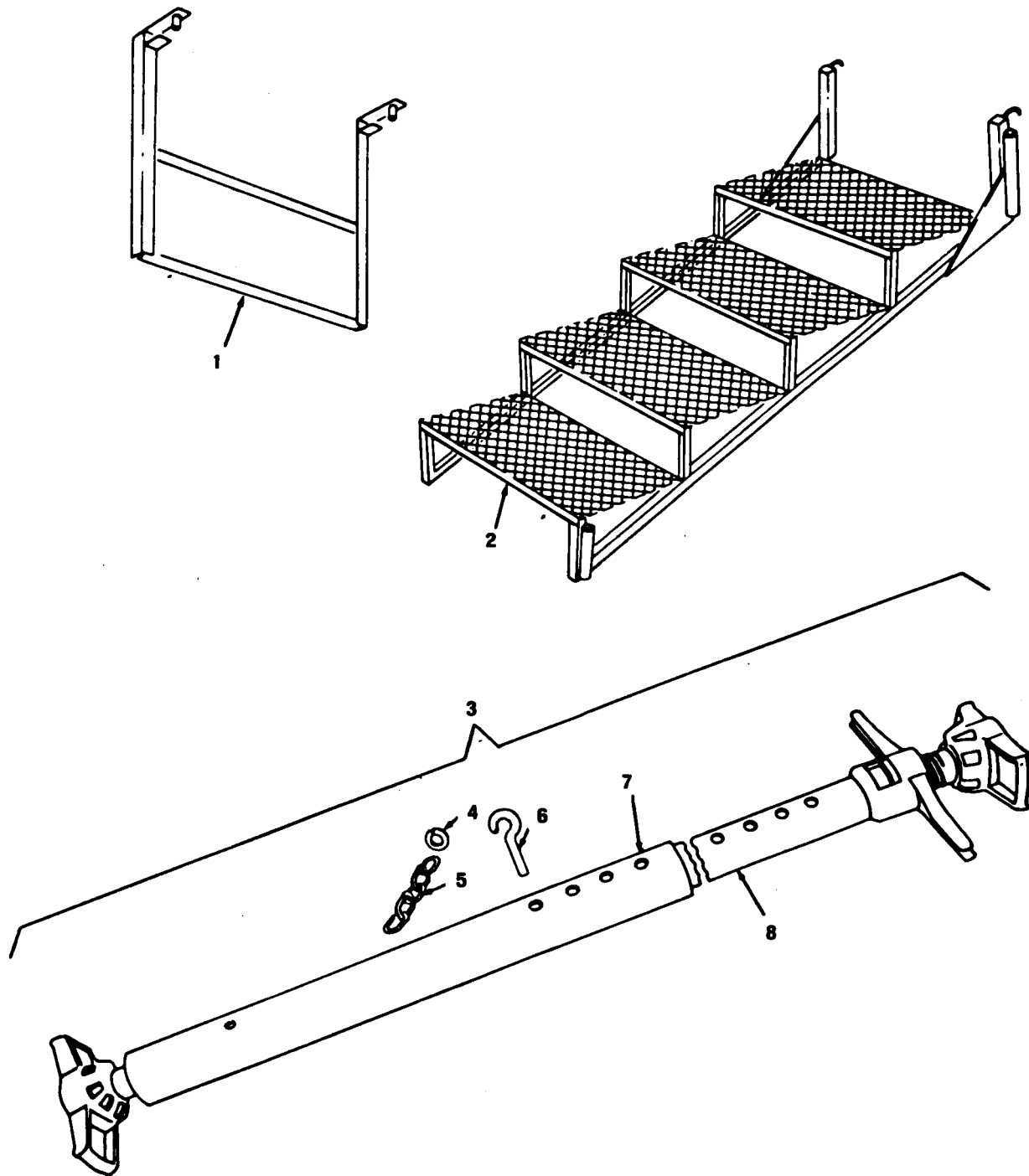


Figure 9. Ladders and Leveling Jack

SECTION II

TM 5-4610-221-20P

(1) ILLUSTRATION		(2) SMR CODE	(3) NATIONAL STOCK NUMBER	(4)	(5) PART NUMBER	(6) DESCRIPTION  USABLE ON CODE	(7)	(8) QTY INC IN UNIT
(a) FIG NO	(b) TEM NO.							
GROUP 03 FRAME								
9		(B)ZZ	1540-01-087-009	1740:	32 08E4508	LADDER, VEHICLE VANBOARDING, REAR DOOR.....	A	1
9		(B)ZZ	1540-00-806-042	1740:	32 08E9579	LADDER, VANBOARDING, SIDE DOOR.....	A	1
9		(B)ZZ		1740:	32 08E9637	JACK ASSEMBLY, LOADLEVELER.....	A	4
9		(B)ZZ		1134:	RC271 TYPE VI	.RING, STEEL CHAIN MOUNTING.....	A	4
9		(B)ZZ		1134:	RC271 TYPE I	.CHAIN, WELDED PIN RETAINING (1 1/2 IN. REQUIRED FOR EACH JACK ASSEMBLY).....	T	8
9		(B)ZZ		1158:	32 08E9641	.PIN, JACK.....	A	4
9		(A)ZZ		1740:	32 08E9638	.JACK.....	A	4
9		(B)ZZ		1740:	32 08E9640	.EXTENSION, JACK.....	A	4

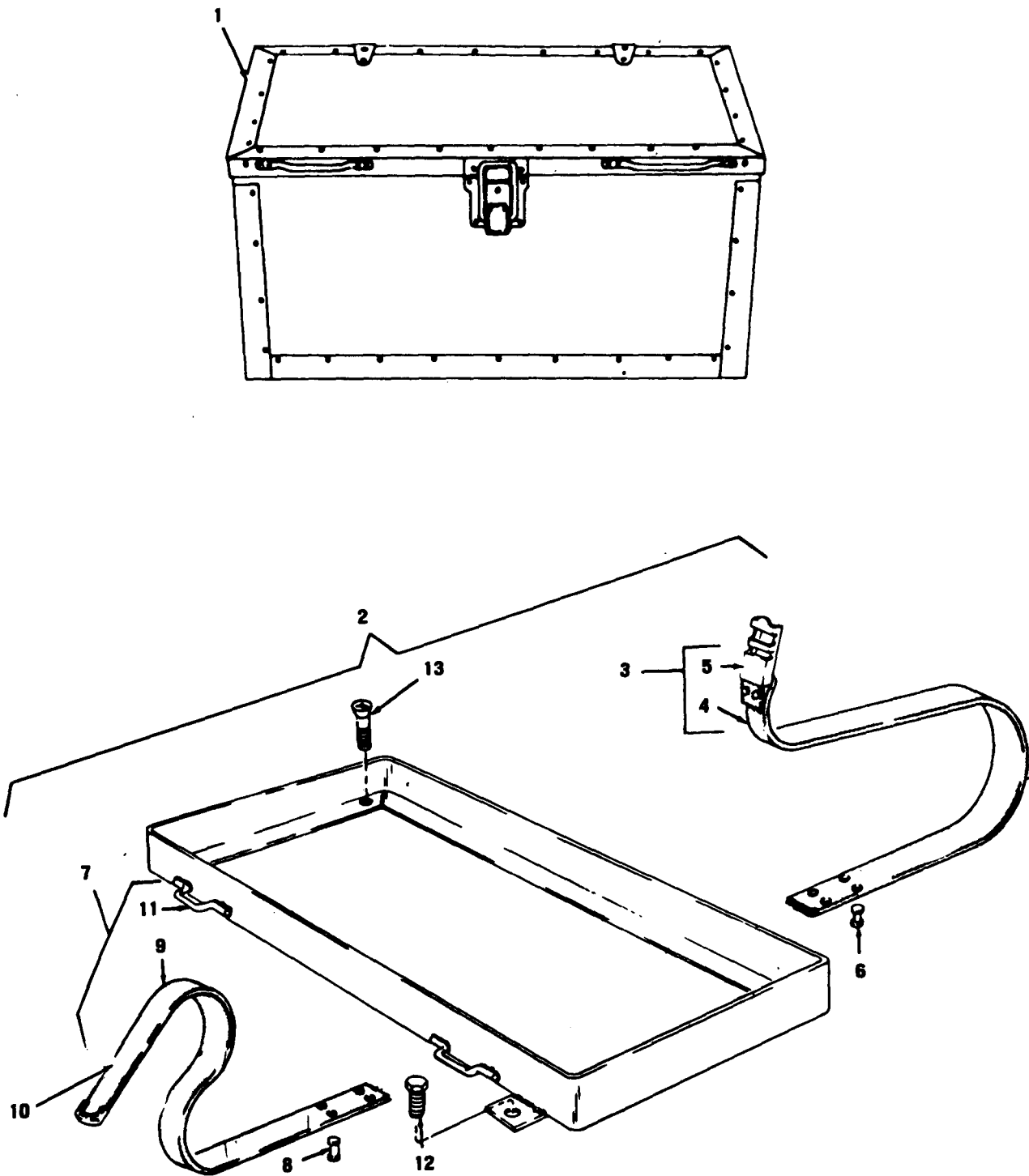


Figure 10. Storage Box and Mounting Frame



## SECTION II

TM 5-4610-221-20P

(1) LUSTERATION		(2) SMR CODE	(3) NATIONAL STOCK NUMBER	(4) FSCM	(5) PART NUMBER	(6) DESCRIPTION  USABLE ON CODE	(7) U/M	(8) QTY INC IN UNIT
(a) FIG NO	(b) ITEM NO							
10	1	XBDZZ	5140-01-043-6104	97403	1321E9103-2	CHEST,STORAGE.....	E A	1
10	2	XBDZZ		91340	MDL038-1-1-24	FRAME ASS EMBLY, STOWAGE BOX.....	E A	1
10	3	XBJZZ	5340-00-806-0421	79870	DL038-1-1-24-3	•STRAP ASSEMBLY, BOXHOLD-DOWN.....	E A	1
10	4	XBJZZ		81336	D9578-50-1	•STRAP,BUCKLEEND BOXHOLD-DOWN.....	E A	2
10	5	XBJZZ		76786	F16-1	•BUCKLE,STRAPBOXHOLD-DOWN.....	E A	2
10	6	PADZZ		96906	MS35745-7	•RIVET,TUBULAR.....	E A	4
10	7	XBJZZ	5340-00-806-0421	81336	D9578-57-3-1	•STRAP ASSEMBLY, BOXHOLD-DOWN.....	E A	2
10	8	XBJZZ		79870	MDL038-1-1-24-3C	•RIVET,TUBULARSTRAPMTG,NO.8DIA,1/2IN.LG.....	E A	4
10	9	XBDZZ		81336	D9578-50-3-1	•STRAP,TIPEND BOXHOLD-DOWN.....	E A	2
10	10	XBDZZ		76786	F16-1	•TIP,STRAPEND.....	E A	2
10	11	XBJZZ		76786	F16-1	•CLIP,BOXSTRAP.....	E A	2
10	12	PADZZ	5305-00-225-9081	96906	MS90725-36	SCREW,CAP,HEXAGON BOX MTG,5/16-18 THD SIZE,1-1/4 IN.LG.....	E A	3
10	13	PADZZ	5305-00-068-0500	96906	MS90725-3	SCREW,CAP,HEXAGON COUNTERSUNK,BOX MTG,1/4-20 THD.SIZE.....	E A	1

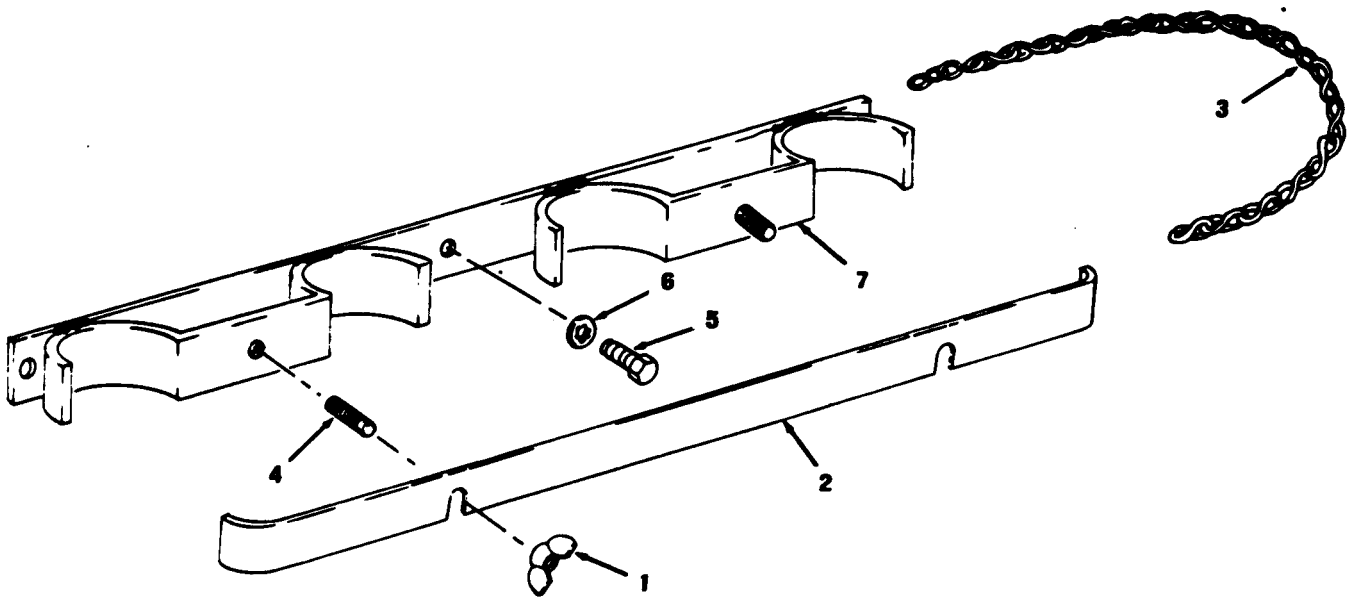


Figure 11. Jack Storage Rack

SECTION II

TM 5-4610-221-20P

(1) ILLUSTRATION		(2)	(3)	(4)	(5)	(6)	(7)	(8)
(a) FIG NO	(b) TEM NO.	SMR CODE	NATIONAL STOCK NUMBER	FSCM	PART NUMBER	DESCRIPTION	USABLE ON CODE	QTY INC IN UNIT
						GROUP 04 BODY AND DOOR COMPONENTS		
11		AOZZ	310-00-889-260	9690	4S35425-42	NUT, PLAIN, WING BAR MTG, 3/8-16 THD. SIZE.....	A	4
11		BOZZ		9740	3208E4467	BAR, LOCKING LEVELING JACK.....	A	2
11		COZZ		9740	3218E0019-1	CHAIN, LOCKING BAR MANUFACTURE FROM CHAIN, WELDED, NSN 4010-00-221-0738, 24 IN. REQUIRED FOR EACH CHAIN.....	A	4
11		BOZZ		9740	3208E5406-3	STUD, DRILLED BAR MTG, 3/8-16 THD. SIZE, L-1/2 IN. LG.....	BQB	4
11		AOZZ	305-00-269-321	9690	4S90725-64	SCREW, CAP, HEXAGON.....	BXF	4
11		AOZZ	305-00-269-321	9690	4S90725-66	SCREW, TAPPING RACK MTG, JACK.....	A	6
11		AOZZ		9690	4S35338-46	WASHER, LOCK RACK MTG, JACK.....	A	6
11		BOZZ		9740	3208E5406	RACK, JACK STORAGE.....	A	2

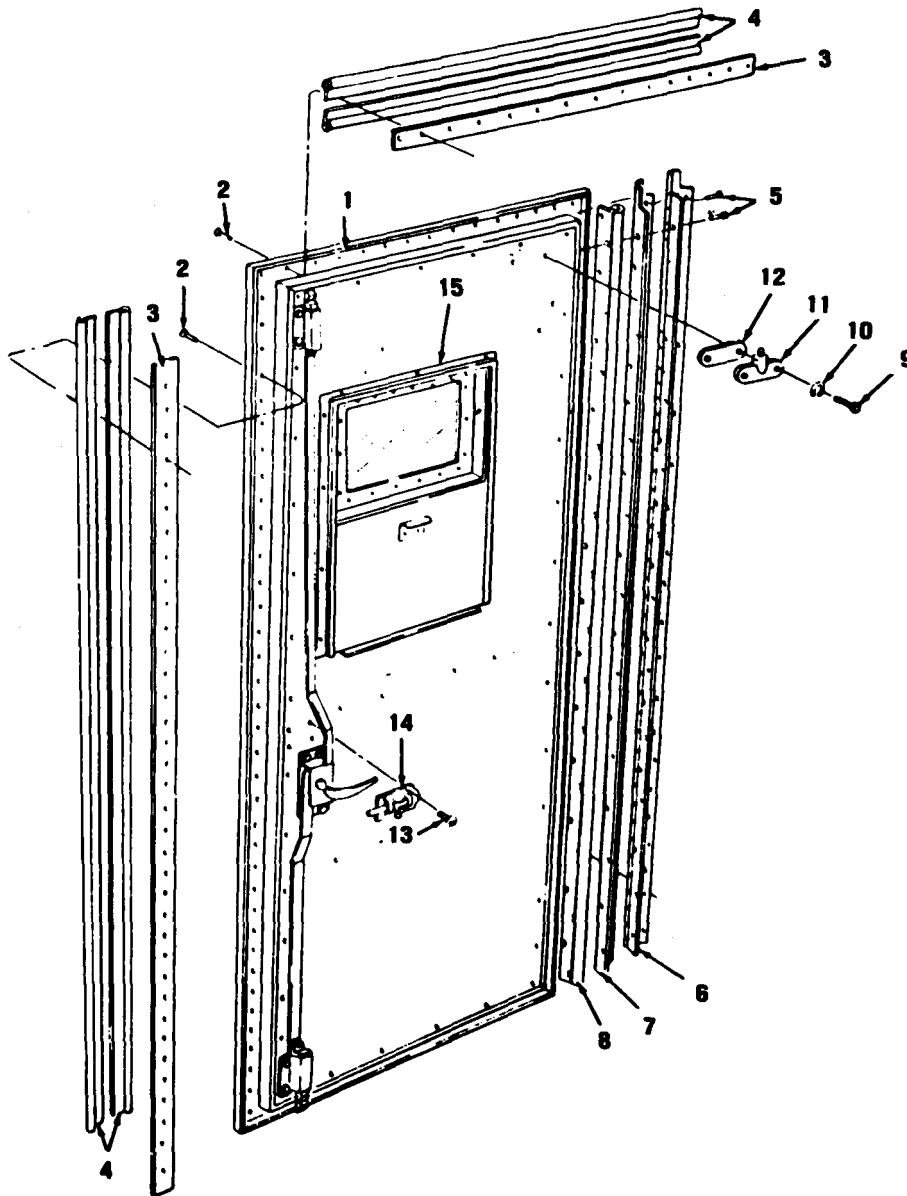


Figure 12. Door Assembly, Window and Blackout Panel

## SECTION II

TM 5-4610-221-20P

(1) ILLUSTRATION		(2)	(4)	(5)	(6)	(7)	(8)	
(a) FIG NO	(b) ITEM NO	SMR CODE	NATIONAL STOCK NUMBER	FSCM	PART NUMBER	DESCRIPTION	USABLE ON CODE	QTY INC IN UNIT
12	1	XBDZZ		17403	13214E9029	DOOR ASSEMBLY, VAN RIGHT SIDE.....	A	1
12	2	XBOZZ	5320-00-973-7917	16906	MS24662-73	.RIVET, TUBULAR.....	A	36
12	3	XDDZZ		17403	13208E9607-6	.BAR, STEEL SEAL RETAINING, MANUFACTURE FROM STEEL STRIP, ASTM A415, .032 IN. THK, 1-1/2 IN. WIDE, 6 FT. 3-3/4 IN. LG.....	A	1
12	4	PAOZZ	1330-00-444-1489	4951	P1050	.SEAL, RUBBER DOOR.....	A	1
12	5	PAJZZ	1305-00-146-2663	16906	MS51851-88	.SCREW, MACHINE SELF TAPPING, HINGE MTD DOOR.....	A	1
12	6	XBJZZ		16906	MS35829-8E	.HINGE, DOOR RIGHT SIDE.....	A	1
12	7	XBDZZ		16385	13208E9607-12	.SEAL, HINGE DOOR.....	A	1
12	8	XBDZZ		17403	13208E9607-14	.TAPE, SEALING DOOR HINGE.....	T	34
12	9	PAJZZ	1305-00-146-2662	16906	MS51851-86	.SCREW, MACHINE BRACKET MTG, DOOR CHECK.....	A	2
12	10	XBDZZ	1310-00-582-5565	16906	MS35338-44	.WASHER, LOCK BRACKET MTG, DOOR CHECK.....	A	2
12	11	XBJZZ	1340-00-891-6001	11843	2395887	.BRACKET, SILL.....	A	1
12	12	XBDZZ		17403	13214E9029-5	.PLATE, BRACKET MTG, DOOR CHECK.....	A	1
12	13	PAOZZ	1305-00-984-6192	16906	MS35206-245	.SCREW, MACHINE BOLT MTG, NIGHT LATCH, 1/4-20 THD. SIZE, 1/2 IN. LG.....	A	2
12	14	XBDZZ		17403	13208E9607-19	.BOLT, SLIDE NIGHT LATCH.....	A	1
12	15	XBJZZ	1410-00-182-8676	17403	13212E9156	.WINDOW STATIONARY VAN DOOR, RIGHT SIDE.....	A	1

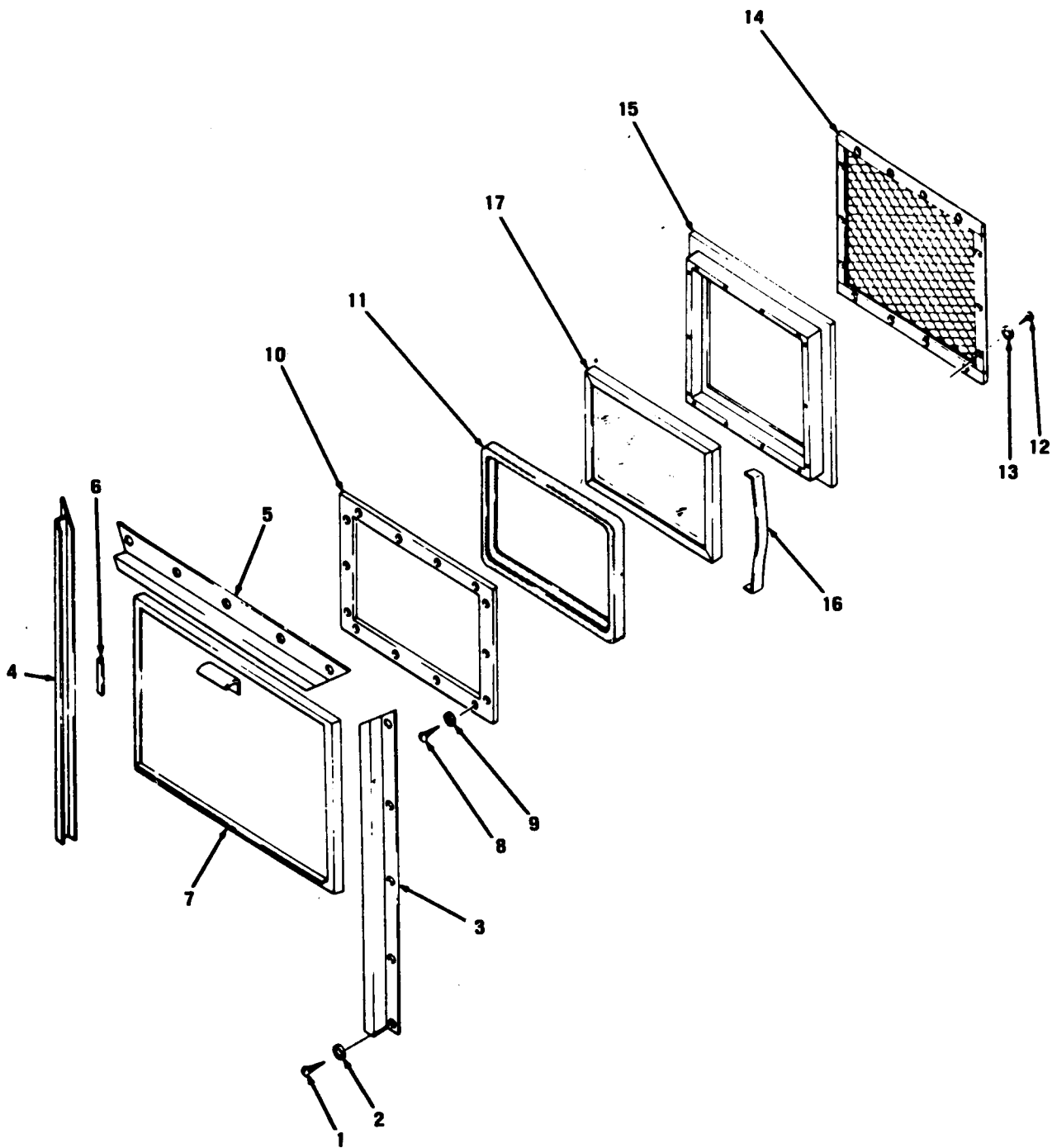


Figure 13. Stationary Window and Blackout Panel

SECTION II

TM 5-4610-221-20P

(1) ILLUSTRATION		(2)	(3)	(4)	(5)	(6)	(7)	(8)
(a) FIG	(b) ITEM NO	SMR CODE	NATIONAL STOCK NUMBER		PART NUMBER	DESCRIPTION  USABLE ON CODE	QTY INC IN UNIT	
13	1	AOZZ	305-00-042-046	1451	20469	SCREW, ASSEMBLED/WAS, GUIDE MTG, BLACKOUT PANEL, NO. 8 DIA, 3/4 IN. LG.....	A	15
13	2	AOZZ	310-00-584-789	6901	S35338-57	WASHER, LOCK GUIDE MTG, BLACKOUT PANEL, NO. 8 SCREW SIZE.....	A	15
13	3	BOZZ		9554	68-23	GUIDE PANEL, BLACKOUT, RIGHT SIDE.....	A	1
13	4	BOZZ		9554	68-22	GUIDE, PANEL, BLACKOUT, LEFT SIDE.....	A	1
13	5	BOZZ		9554	68-21	GUIDE, PANEL, BLACKOUT, TOP.....	A	1
13	6	BOZZ		9554	68-22	CATCH, SLIDING.....	A	1
13	7	BOZZ		9554	68-20	PANEL, BLACKOUT.....	A	1
13	8	BOZZ	305-00-855-096	6901	S24629-37	SCREW, WOOD SASH MTG, NO. 8 DIA, 5/8 IN. LG.....	A	14
13	9	BOZZ		6901	S35338-38	WASHER, LOCK SASH MTG, INTERNAL TEE TH, NO. 8 SCREW SIZE.....	A	14
13	10	BOZZ		9554	68-181	SASH, WINDOW INNER.....	A	1
13	11	BOZZ		9554	68-24	SEAL, RUBBER GLASS MTG.....	A	1
13	12	BOZZ	305-00-984-619	6901	S35206-245	SCREW, MACHINE GUARD MTG, WINDOW, NO. 8 DIA, 1 IN. LG.....	A	14
13	13	BOZZ		6901	S35338-38	WASHER, LOCK GUARD MTG, INTERNAL TEE TH, NO. 8 SCREW SIZE.....	A	14
13	14	BOZZ		9871	L03812392-1	GUARD, WINDOW.....	A	1
13	15	BOZZ		9554	68-18-0	SASH, WINDOW OUTER.....	A	1
13	16	BOZZ		9554	68-16-1	CLIP, WINDOW.....	A	2
13	17	BOZZ		9554	8DG17778-3	WINDOW, GLASS, DOOR RIGHT SIDE.....	A	1

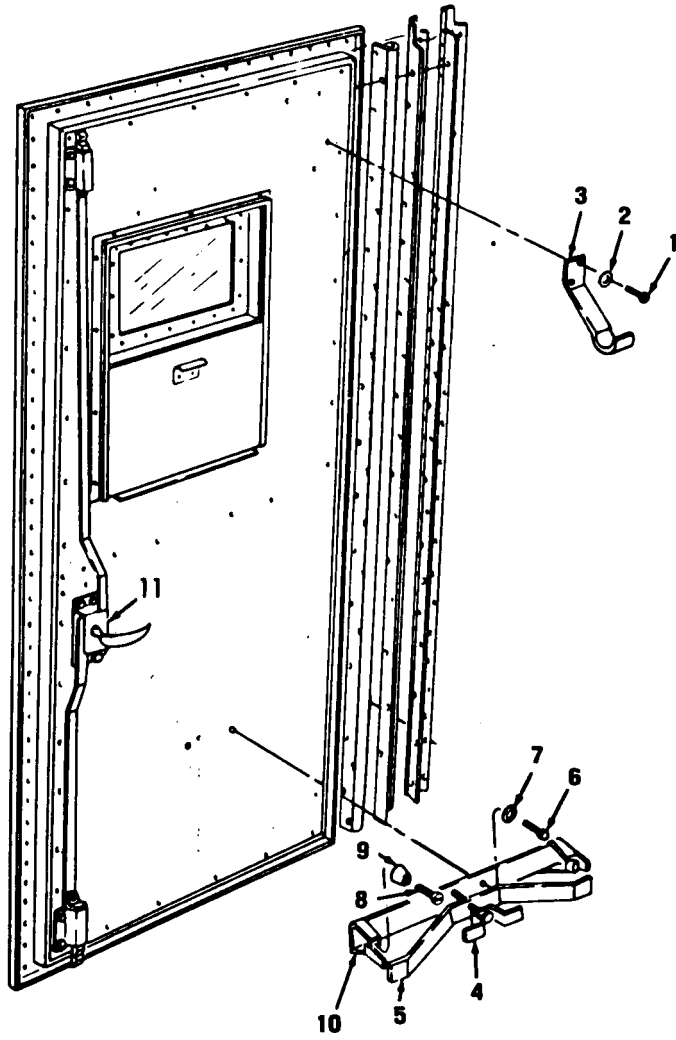


Figure 14. Door Latch and Ladder Mounting



SECTION II

TM 5-4610-221-20P

(1) ILLUSTRATION		(2)	(3)	(4)	(5)	(6)	(7)	(8)
(a) FIG NO	(b) ITEM NO	SMR CODE	NATIONAL STOCK NUMBER	FSCM	PART NUMBER	DESCRIPTION  USABLE ON CODE	U/M	QTY INC IN UNIT
14	1	PADZZ	5306-00-225-6457	96906	MS90725-32	BOLT, MACHINE HANGER MTG, LADDER, 5/16-18 THD SIZE, 1/2 IN. LG...	EA	4
14	2	XBDZZ		96906	MS35336-31	WASHER, LOCK COUNTERSUNK, INTERNAL TEE TH, HANGER MTG, LADDER, 5/16 IN. SCREWS SIZE.....	EA	4
14	3	XBDZZ		97403	13212E9144	HANGER, LADDER.....	EA	1
14	4	XBDZZ		75870	D L038-1-2-39-31	CLAMP, LADDERHANGER.....	EA	1
14	5	XBDZZ		97403	13212E9146	HOLDER, LADDER.....	EA	1
14	6	XBDZZ		97403	13208E9607-21	SCREW, MACHINE BRACKET MTG, 5/16-18 THD SIZE, 1/2 IN. LG....	BQB	EA 4
14	6	PADZZ	5305-00-292-7947	96906	MS24627-66	SCREW, TAPPING .....	BXF	EA 4
14	7	XBDZZ		96906	MS35336-31	WASHER, LOCK COUNTERSUNK, INTERNAL TEETH, BRACKET MTG, 5/16 IN. SCREWS SIZE.....	BQB	EA 4
14	7	PADZZ	5310-00-194-9212	96906	MS35336-33	WASHER, LOCK.....	BXF	EA 4
14	8	PADZZ	5305-00-984-6153	96906	MS35206-245	SCREW, MACHINE BUMPER MTG.....	EA	2
14	9	XBDZZ	5340-00-598-6842	70485	253	BUMPER, RUBBER.....	EA	2
14	10	XBDZZ		97403	13212E9145	BRACKET LADDER MTG.....	BQB	EA 1
14	10	XBDZZ		97403	13214E9027	BRACKET.....	BXF	EA 1
14	11	XBDZZ	5340-00-169-0105	97403	13212E908?	LOCK, FLUSH RH.....	BQB	EA 1
14	11	XBDZZ		97403	13219E2635-1	LOCK ASS EMBL Y, DDD?.....	BXF	EA 1

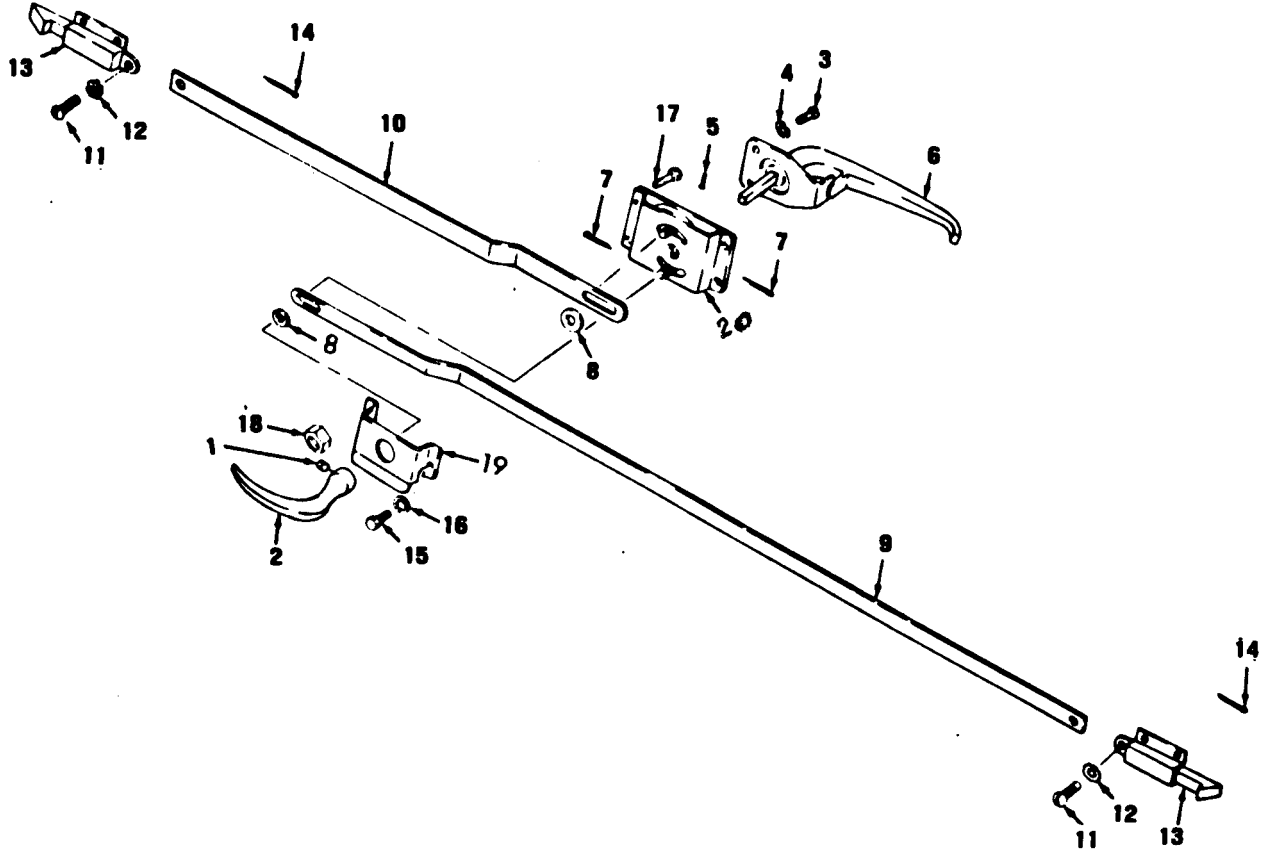


Figure 15. Door Latch Assembly

SECTION II

TM 5-4610-221-20P

(1)		(2)	(3)	(4)	(5)	(6)	(7)	(8)
LUST	ION	SMR CODE	NATIONAL STOCK NUMBER	FSCM	PART NUMBER	DESCRIPTION	USABLE ON CODE	QTY INC IN
(8) FIG NO.	(b) EM NO.							
15		8022	305-00-724-5812	96906	1551964-65	SETS CREW, HANDLERETAINING	A	1
15		8022		97403	3214 E9029-10	HANDLER, DOOR VAN, INNER, RIGHT SHOULDER	A	1
15		8022	305-00-989-7435	96906	1535207-264	SCREW, MACHINE HANDLE MOUNTING, OUTER	A	2
15		8022	310-00-550-1130	96906	1535333-40	HANDLER, LOCK HANDLE MOUNTING, OUTER	A	2
15		8022	315-00-014-2487	19207	372077	PIN, GROOVED, HEADLESS HANDLE MOUNTING	A	1
15		8022	340-00-542-4435	19220	1655	HANDLE, DOOR OUTER	A	1
15		8022	315-00-839-5820	96906	1524665-134	PIN, COTTER BAR RETAINING	A	2
15		8022		96906	1515795-14	WASHER, FLAT BAR RETAINING	A	2
15		8022		19220	5814	ROD, LATCH CONTROL LONG	A	1
15	14	8022		19220	5813	ROD, LATCH CONTROL SHORT	A	1
15	11	8022	305-00-988-1723	96906	1535206-279	SCREW, MACHINE MOUNTING, ROD TO LATCHING BOLT	A	2
15	17	8022	310-00-550-1130	96904	1535333-40	WASHER, LOCK MOUNTING, ROD TO LATCHING BOLT	A	2
15	1:	8022		97403	3219E2636	BOLT, DOOR LATCHING	A	?
15	1:	8022	315-00-187-9538	96906	1524665-349	PIN, COTTER RETAINING ROD TO BELT	A	2
15	11	8022	305-00-068-0500	96906	159072-5-3	SCREW, CAP, HEXAGON GUARD MOUNTING	A	3
15	14	8022	310-00-502-5965	96906	1535333-44	HANDLER, LOCK GUARD MOUNTING	A	3
15	17	8022	305-00-225-3839	9224	1590725-8	SCREW, CAP, HEXAGON MOUNTING, CONTROL CASE	A	4
15	11	8022	310-00-761-61382	96906	4551967-2	NUT, PLAIN, HEXAGON 1/4 IN, CONTROL CASE	A	4
15	14	8022		19220	1610-50L	GUARD CONTROL CASE	A	1
15	21	8022		19220	1610-50L	CASE, CONTROL	A	1

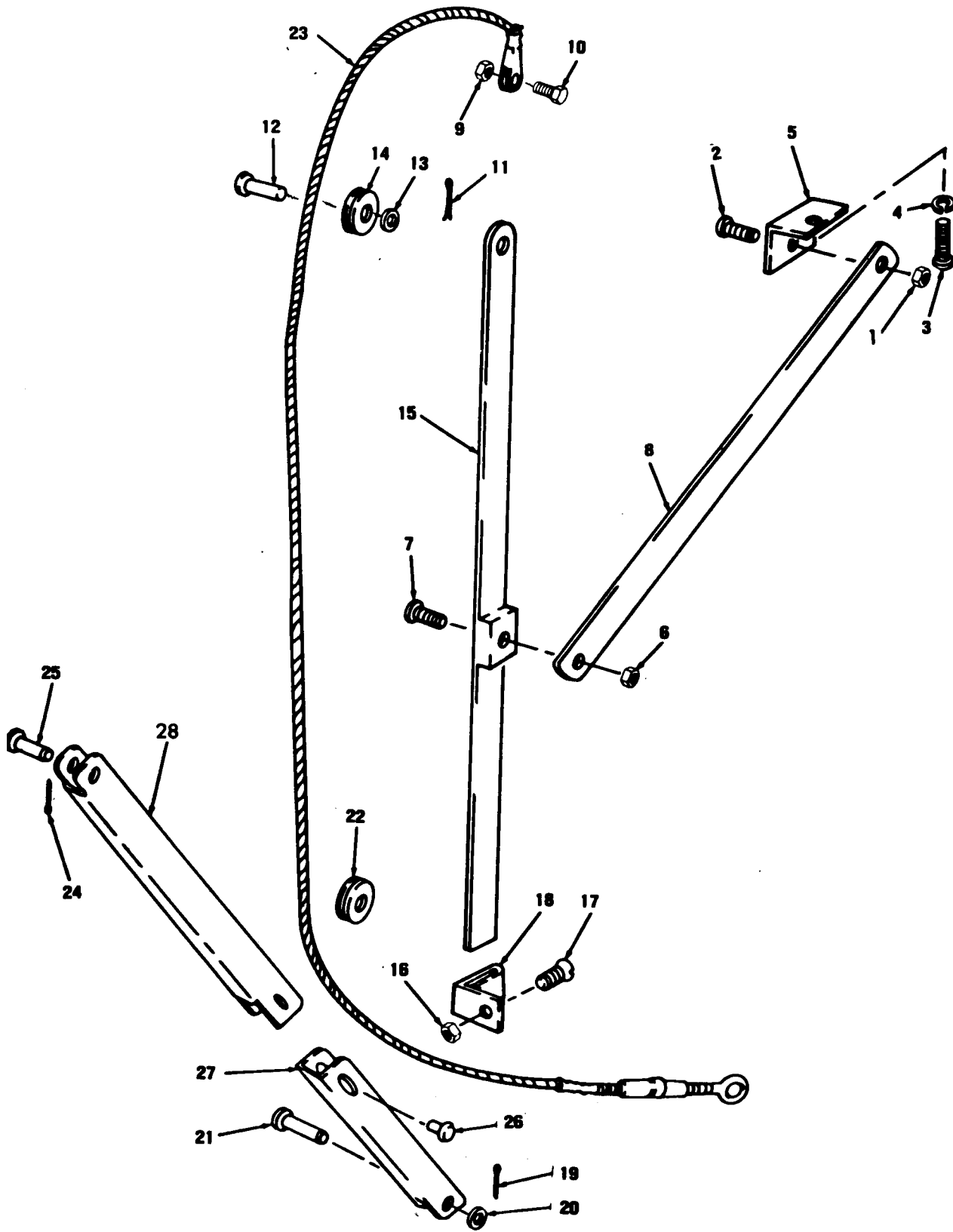


Figure 16. Door Counterbalance Assembly

SECTION II

TM 5-4610-221-20P

(1) ILLUSTRATION		(2)	(3)	(4)	(5)	(6)	(7)	(8)
(a) FIG NO	(b) ITEM NO	SMR CODE	NATIONAL STOCK NUMBER	FSCM	PART NUMBER	DESCRIPTION  USABLE ON CODE	/#	QTY INC IN UNIT
16	1	XB0ZZ	310-00-761-6882	16906	MS35690-402	NUT, PLAIN, HEXAGON BAR TO BRACKET, 1/4-20 THD SIZE.....	A	2
16	2	PAJZZ	305-00-068-0502	16906	MS90725-6	SCREW, CAP, HEXAGON BAR TO BRACKET, 1/4-20 THD. SIZE, 3/4 IN. LG..	A	2
16	3	PA0ZZ	305-00-052-6921	16906	MS24629-57	SCREW, SELF-TAPPING BRACKET MTG, 1/4-20 THD. SIZE, 1/2 IN. LG....	A	2
16	4	PADZZ	310-00-582-5965	16906	MS35338-44	WASHER, LOCK BAR MTG, 1/4 IN. SCREW SIZE.....	A	2
16	5	XB0ZZ		17403	13212E9131	BRACKET BAR MTG.....	A	2
16	6	XB0ZZ	310-00-761-6882	16906	MS35690-402	NUT, PLAIN, HEXAGON BAR MTG, 1/4-20 THD SIZE.....	A	2
16	7	XB0ZZ		16906	MS90725-10	SCREW, CAP, HEXAGON BAR MTG, 1/4-20 THD. SIZE, 1-1/4 IN. LG.....	A	2
16	8	XB0ZZ		17403	13212E9126	BAR, UPRIGHT.....	A	1
16	9	XB0ZZ	310-00-761-6882	16906	MS35690-402	NUT, PLAIN, HEXAGON CABLE TO BRACKET, 1/4-20 THD SIZE.....	A	2
16	10	PADZZ	305-00-068-0502	16906	MS90725-6	SCREW, CAP, HEXAGON CABLE MTG, 1/4-20 THD. SIZE, 3/4 IN. LG.....	A	2
16	11	PAJZZ	315-00-187-9538	16906	MS24665-349	PIN, COTTER ROLLER MTG PIN, 1/8 IN. DIA, 1/2 IN. LG.....	A	2
16	12	XB0ZZ	315-01-080-5127	17403	13212E9112	PIN, STRAIGHT, HEADED ROLLER, 7/16 IN. DIA, 2-9/16 IN. LG.....	A	1
16	13	PADZZ	310-00-809-5998	16906	MS27183-18	WASHER, FLAT ROLLER MTG PIN, 1/2 IN. SCREW SIZE.....	A	2
16	14	XB0ZZ		17403	13212E9124	ROLLERS IDE DOORS, 1 1/2 IN. DIA, 5/8 IN. W.....	A	2
16	15	XB0ZZ		17403	13212E9127	BAR, CABLE.....	A	2
16	16	XB0ZZ	310-00-761-6882	16906	MS35690-402	NUT, PLAIN, HEXAGON GUIDE BRACKET MTG, 1/4-20 THD SIZE.....	A	4
16	17	XB0ZZ	305-00-012-0585	16906	MS35241-87	SCREW, MACHINE BAR GUIDE MTG, 1/4-20 THD SIZE, 5/8 IN. LG. -20 THD SIZE, 5/8 IN. LG.....	A	4
16	18	XB0ZZ		17403	13208E4460	GUIDE, CABLE BAR.....	A	4
16	19	PADZZ	315-00-187-9538	16906	MS24665-349	PIN, COTTER ARM AND ROLLER MTG PIN, 1/8 IN. DIA, 1/2 IN. LG.....	A	2
16	20	PAJZZ	310-00-809-5998	16906	MS27183-18	WASHER, FLAT ARM AND ROLLER MTG PIN.....	A	2
16	21	XB0ZZ		17403	13212E9086-2	PIN ARM AND ROLLER MTG, 7/16 IN. DIA, 1-5/8 IN. LG.....	A	2
16	22	XB0ZZ		17403	13212E9124	ROLLER, SIDE DOORS, 1 1/2 IN. DIA, 5/8 IN. W.....	A	2
16	23	XB0ZZ		17403	13212E9148	CABLE, DOOR.....	A	2
16	24	PAJZZ	315-00-187-9538	16906	MS24665-349	PIN, COTTER 1/8 IN. DIA, 1/2 IN. LG.....	A	2
16	25	XB0ZZ	315-01-080-5127	17403	13212E9112	PIN, STRAIGHT, HEADED ROLLER, 7/16 IN. DIA, 2-9/16 IN. LG.....	A	2
16	26	PADZZ	320-00-067-5845	16906	MS20613-10P12	RIVET, SOLID ARM.....	A	4
16	27	XB0ZZ		17403	13212E9128	ARM, FOLDING.....	A	2
16	28	XB0ZZ		17403	13212E9129	ARM, FOLDING.....	A	2

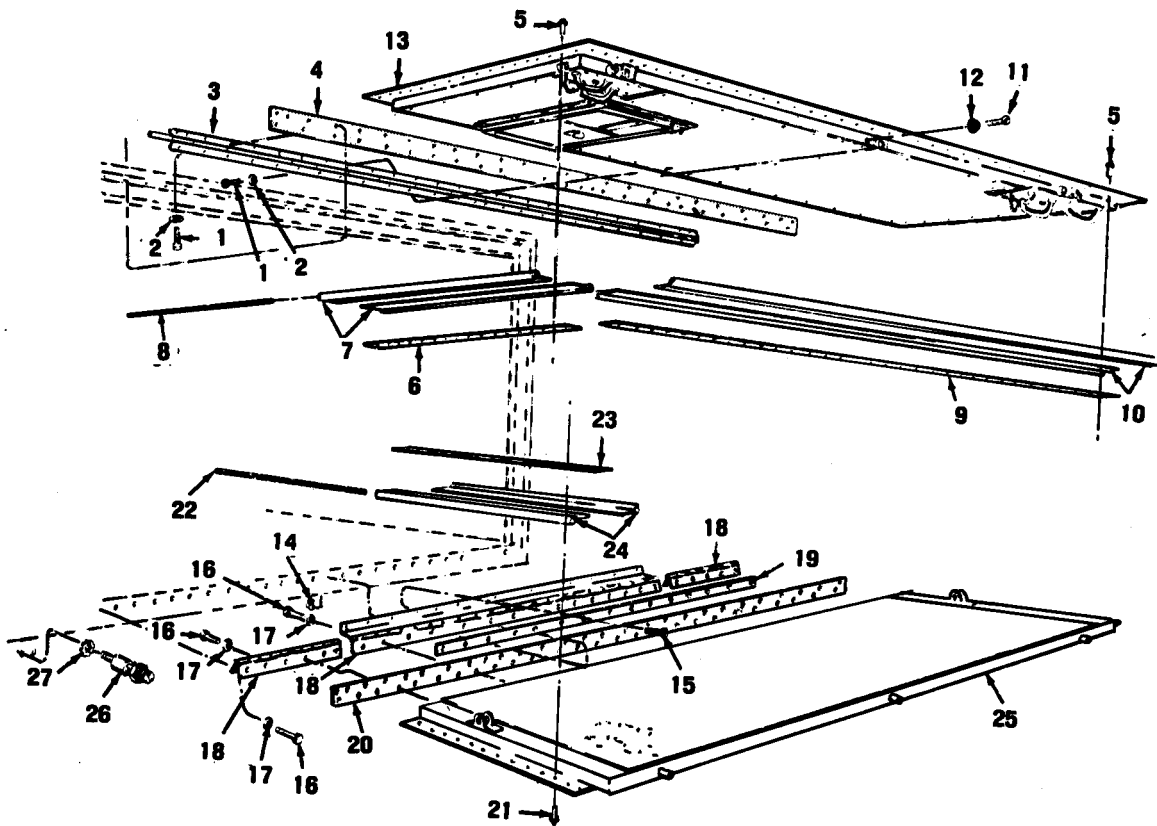


Figure 17. Left Side Doors

SECTION II

TM 5-4610-221-20P

(1) ILLUSTRATION		(2)	(3)	(4)	(6)		(7)	(8)
(a) FIG NO	(b) TEM NO	SMR CODE	NATIONAL STOCK NUMBER	FSCM	PART NUMBER	DESCRIPTION	USABLE ON CODE	QTY INC IN UNIT
17		8022		7010	24-18-259-37	SEAL, RUBBERSPONGE.....	A	2
17	1	8022	5305-00-757-828	9690	4551851-43	SCREW, TAPPING BUMPER MTG.....	A	3
17	1	8022		7048	538	BUMPER, RUBBER.....	A	3
17	2	8022	5940-00-976-089	8216	10GF5	TERMINAL, STJD GROUND.....	A	1
17	2	8022		2461	178554	WASHER, LOCKGROUND STUD MOUNTING.....	A	1

FIGURES 18 AND 19 NOT USED

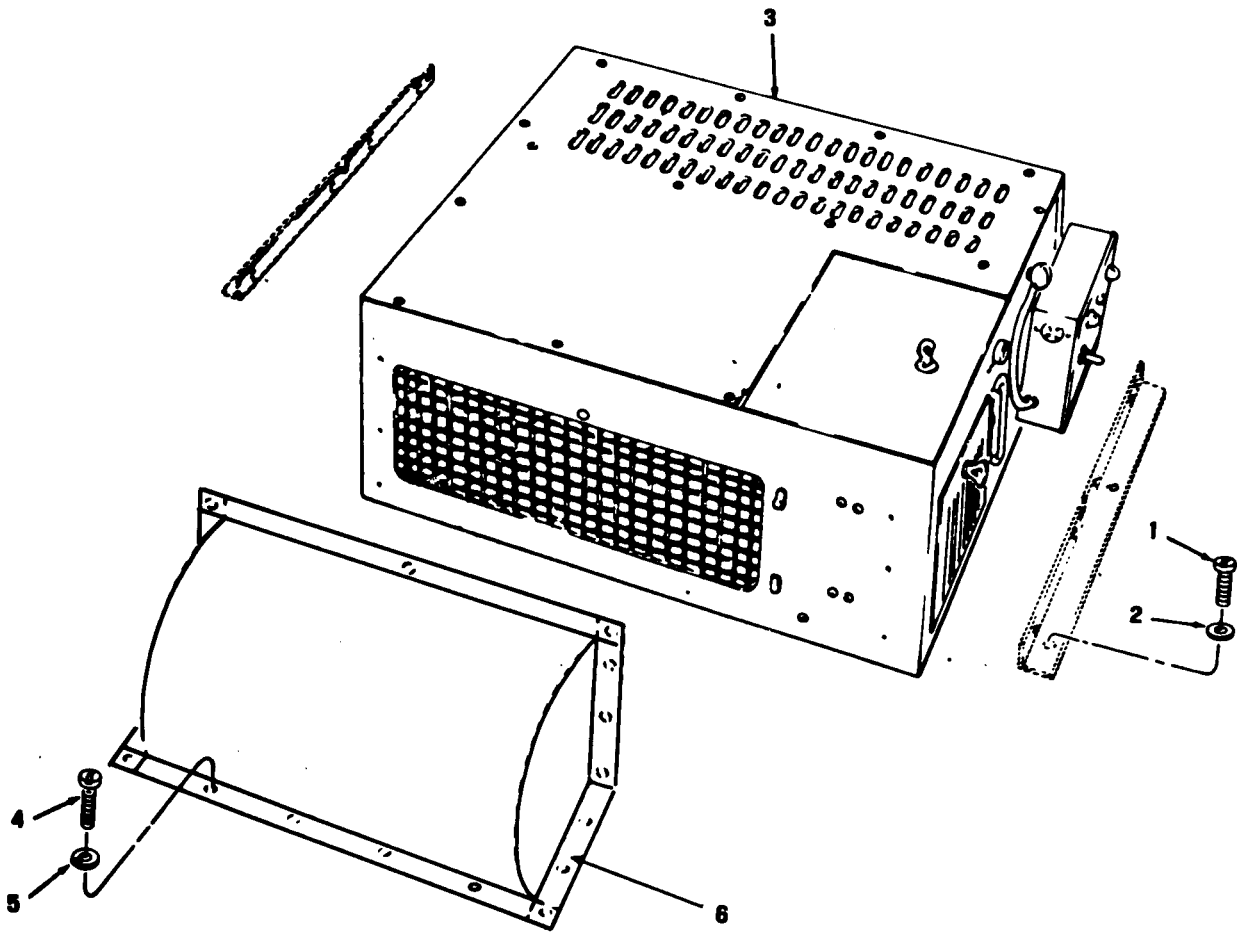


Figure 20. Personnel Heater



SECTION II

TM 5-4610-221-20P

(1) ILLUSTRATION		(2)	(3)	(4)	(5)	(6)	(7)	(8)
(a) FIG NO	(b) ITEM NO	SMR CODE	NATIONAL STOCK NUMBER	FSCM	PART NUMBER	DESCRIPTION  USABLE ON CODE	U/M	QTY INC IN UNIT
GROUP 05 VAN BODY ATTACHING PARTS								
20	1	PADZZ	5306-00-225-8499	96906	MS90725-34	SCREW, CAP, HEXAGON HEATER M T G, 5/16-18 THD. SIZE, 1 IN. LG.....	EA	4
20	2	PAJZZ	5310-00-407-9566	96906	MS35338-45	WASHER, LOCK HEATER M T G.....	EA	4
20	3	XBJZH	4520-00-114-1055	92878	UH68D	HEATER, PERSONNEL (REFER TO TM 5-4520-233-14 FOR COMPLETE PARTS BREAKDOWN).....	EA	1
20	3	XBOZH		92878	UH68E	HEATER, PERSONNEL (REFER TO TM 5-4520-233-14 FOR COMPLETE PARTS BREAKDOWN).....	EA	1
20	4	PAJZZ	5305-00-990-6444	96906	MS35207-251	SCREW, SELF-TAPPING EXHAUST HOOD MOUNTING NO. 10 SCREW SIZE, 1/2 IN. LG.....	EA	22
20	5	PAJZZ	5310-00-407-9566	96906	MS35338-45	WASHER, LOCK EXHAUST HOOD MOUNTING NO. 10 SCREW SIZE.....	EA	22
20	6	XBOZZ		97403	13211E4396	HOOD, EXHAUST HEATER.....	EA	1

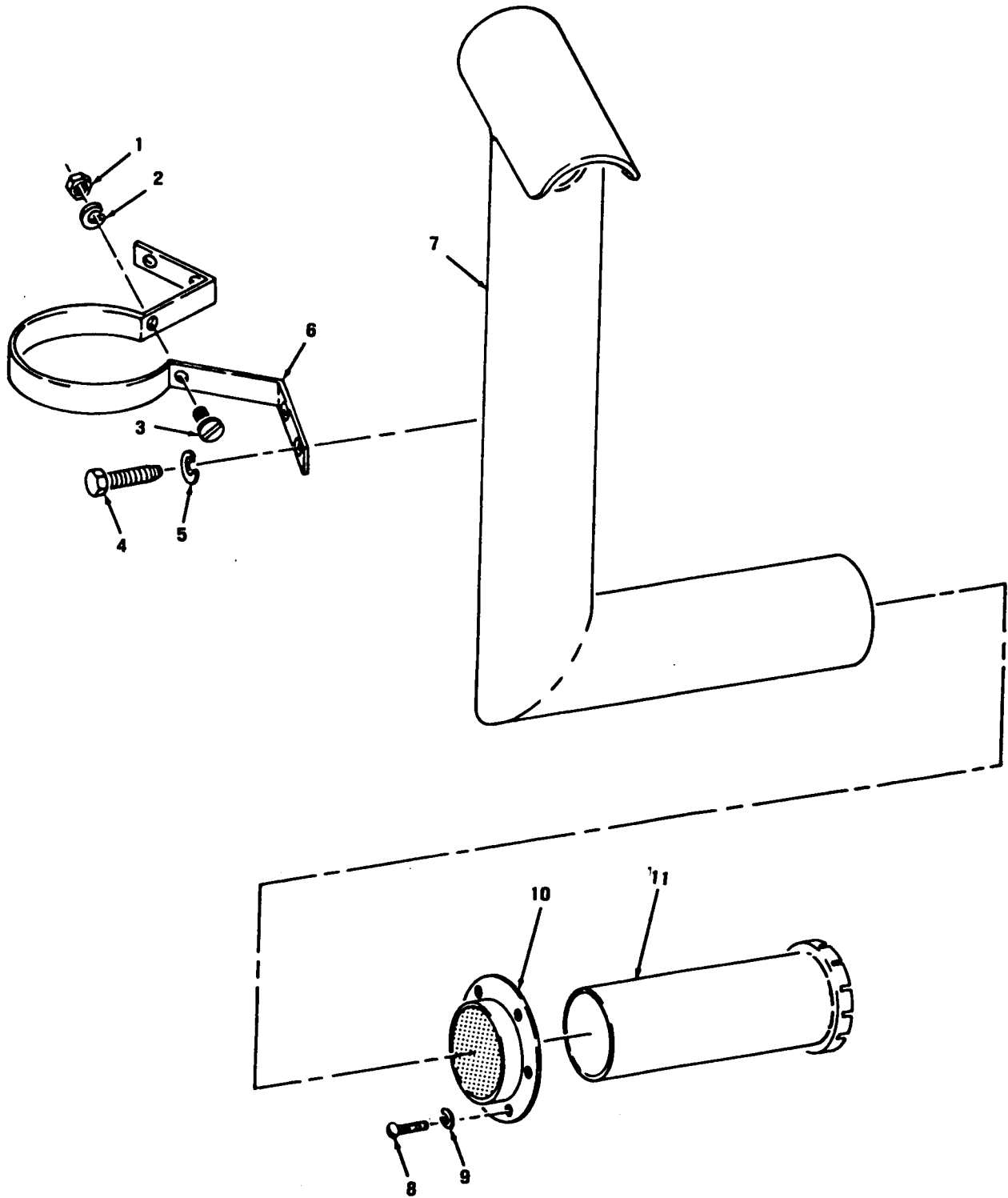


Figure 21. Personnel Heater Exhaust

SECTION II

TM 5-4610-221-20P

(1) ILLUSTRATION		(2)	(3) NATIONAL STOCK NUMBER	(4) SCM	(5) PART	(6) DESCRIPTION  USABLE ON CODE	(8) QTY INC IN JNIT
(a) FIG NO	(b) EM IO						
21		B0ZZ	310-00-761-62 8	5900	S35690-402	NUT, PLATIN, HEXAGON STRAP CLAMPING, 1/4-20 THD SIZE.....	2
21		AJZZ	310-00-582-556	5900	S35338-44	WASHER, LOCK STRAP CLAMPING, 1/4 IN. SCREW SIZE.....	2
21		A0ZZ	305-00-068-050	5900	S90725-5	SCREW, MACHINE STRAP CLAMPING, 1/4-20 THD. SIZE, 5/8 IN. LG.....	2
21		AJZZ	305-00-052-692	5900	S24629-57	SCREW, MACHINE STRAP MTG.....	8
21		A0Z 2	310-00-582-596	5900	S35338-14	WASHER, LOCK, STRAP MTG.....	6
21		B0ZZ		7400	3212E9162	STRAP, EXHAUST PIPE MOUNTING.....	2
21		B0ZZ		7400	3212E9161	PIPE, EXHAUST HEATER, UPPER.....	1
21		A0ZZ	305-00-855-096	5900	S24629-37	SCREW, MACHINE SEAL MTG.....	16
21		AJZZ	310-00-045-329	5900	S35338-42	WASHER, LOCK SEAL MTG, INTERNAL TEETH, NO. 8 SCREW SIZE.....	16
21	1	B0ZZ		7400	3212E9160 S6802	SEAL, EXHAUST FLANGE.....	2
21	1	B0ZZ		2870	68910	PIPE, EXHAUST HEATER, LOWER.....	1

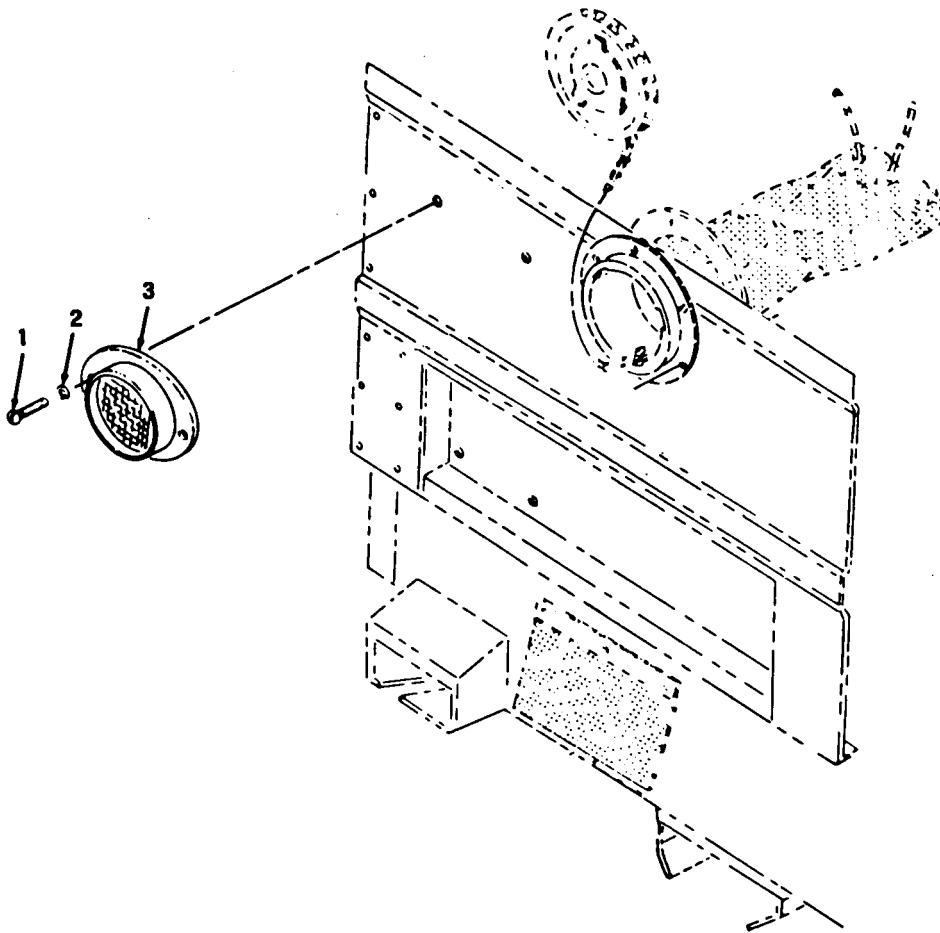


Figure 22. Red and Amber Reflectors

SECTION II

TM 5-4610-221-20P

(1) ILLUSTRATION		(2)	(3)	(4)	(5)	(6)	(7)	(8)
(a) FIG NO	(b) ITEM NO	SMR CODE	NATIONAL STOCK NUMBER	FSCM	PART NUMBER	DESCRIPTION  USABLE ON CODE	1/1	QTY INC IN UNIT
22		BJZZ		9690	4524622-59	SCREW, SELF-TAPPING REFLECTOR MTG, 1/4-14 THD SIZE, 3/4 IN. LG..	A	16
22		AJZZ	5310-00-582-596	9690	4535338-44	WASHER, LOCK REFLECTOR MTG, 1/4 IN. SCREW SIZE.....	A	20
22		ADZZ	9905-00-202-363	9690	4535387-2	REFLECTOR, AMBER.....	A	4
22		AJZZ	9905-00-205-279	9690	4535387-1	REFLECTOR, INDICATING.....	A	4

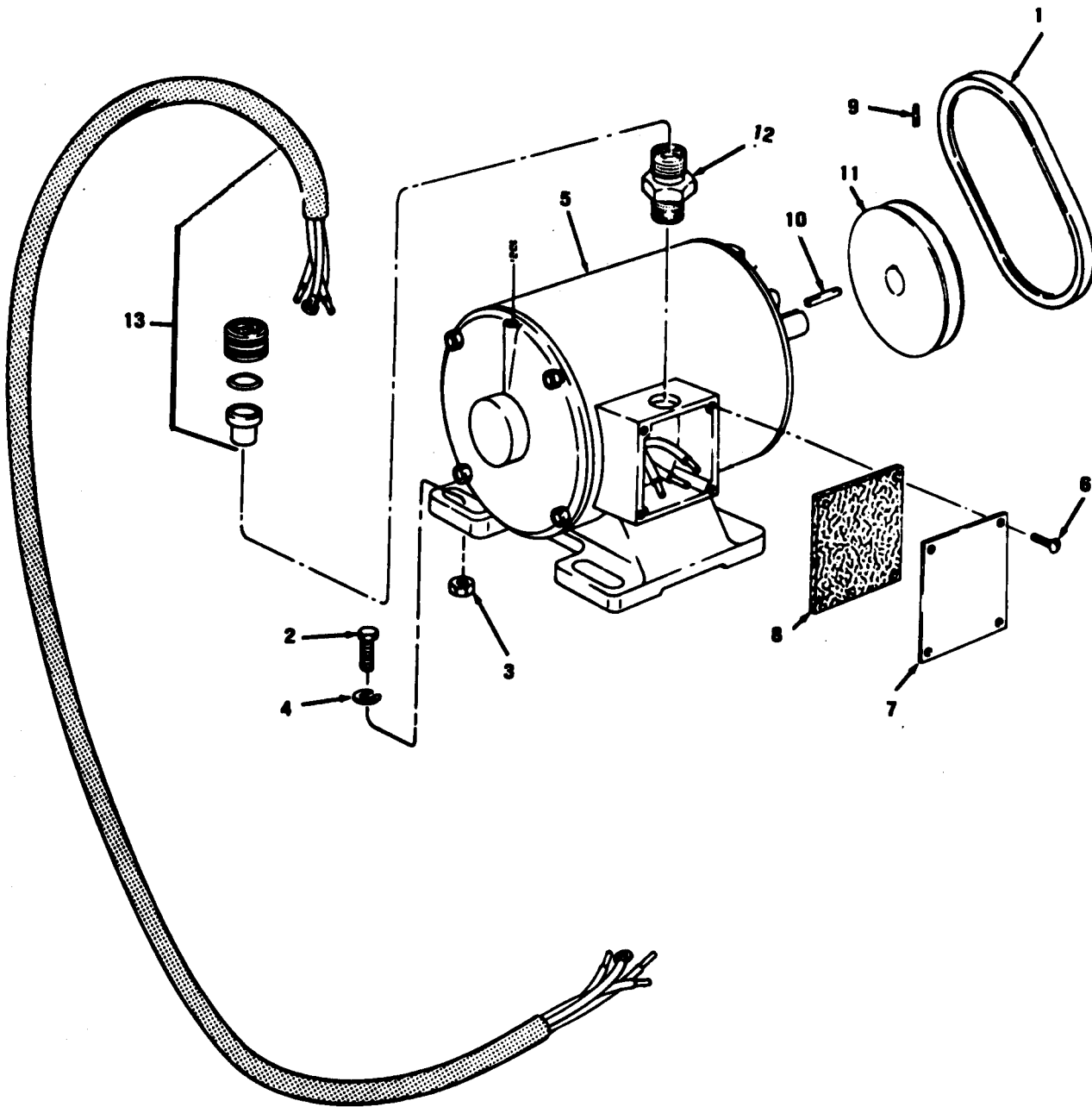


Figure 23. Slurry Feeder Drive Motor

(1) ILLUSTRATION		(2)	(3)	(4)	(5)	(6)	(7)	(8)
(a) FIG NO	(b) ITEM NO	SMR CODE	NATIONAL STOCK NUMBER	FSCM	PART NUMBER	DESCRIPTION	USABLE ON CODE	QTY INC IN UNIT
						<b>GROUP 06 ELECTRIC MOTORS</b>		
23	1	PA0ZZ	3030-00-528-4269	24161	2340	BELT, VDRIVE, SLURRY FEEDER.....	E A	1
23	2	PAJZZ	5306-00-543-4405	96906	MS5307-334	SCREW, CAP, HEXAGON MOTOR MTG, 5/16-18 THD, SIZE 1 IN. LG.....	E A	4
23	3	PA0ZZ	5310-00-767-0445	96906	MS51971-2	NUT, PLAIN, HEXAGON MOTOR MTG, 5/16-18 THD, SIZE.....	E A	4
23	4	PA0ZZ	5310-00-974-6623	96906	MS5338-140	WASHER, LOCK MOTOR MTG, 5/16 IN. SCREW SIZE.....	E A	4
23	5	PAJZZ	6105-00-632-4448	29633	40A1-2701	MOTOR, ELECTRIC DRIVE, SLURRY FEEDER.....	E A	1
23	6	PAJZZ	5305-00-933-7227	29633	C4316	SCREW, MACHINE COVER MTG, CONDUIT BOX, NO. 8-32 THD, SIZE, 1/4 IN. LG.....	E A	4
23	7	XBDZZ		29633	A4865	COVER, JUNCTION BOX.....	E A	1
23	8	XBJZZ		29633	A4865-1	GASKET, COVER JUNCTION BOX, MOTOR, SLURRY FEEDER.....	E A	1
23	9	XBJZZ		96906	MS51021-63	SET SCREW PULLEY, DRIVE, SLURRY FEEDER, 5/16-18 THD, SIZE, 1/4 IN. LG.....	E A	1
23	10	PAJZZ	5315-00-730-4454	96906	M520066-165	KEY, MACHINE PULLEY MTG, 3/16 IN. W, 3/16 IN. TH K, L- 1/8 IN. LG....	E A	1
23	11	XBDZZ		71176	A534X5-8	PULLEY, GROOVE, V SLURRY FEEDER DRIVE.....	BQB	1
23	11	XBDZZ		24161	7806-2494	PULLEY, GROOVE, V SLURRY FEEDER DRIVE.....	BXF	1
23	12	XBJZZ	5935-00-081-3251	97403	13206E75111-10	CONNECTOR, CABLE, MOTOR, SLURRY FEEDER.....	E A	1
23	13	XBJZZ		97403	13206E7511-20	CABLE, ELECTRICAL MOTOR, SLURRY FEEDER.....	E A	1

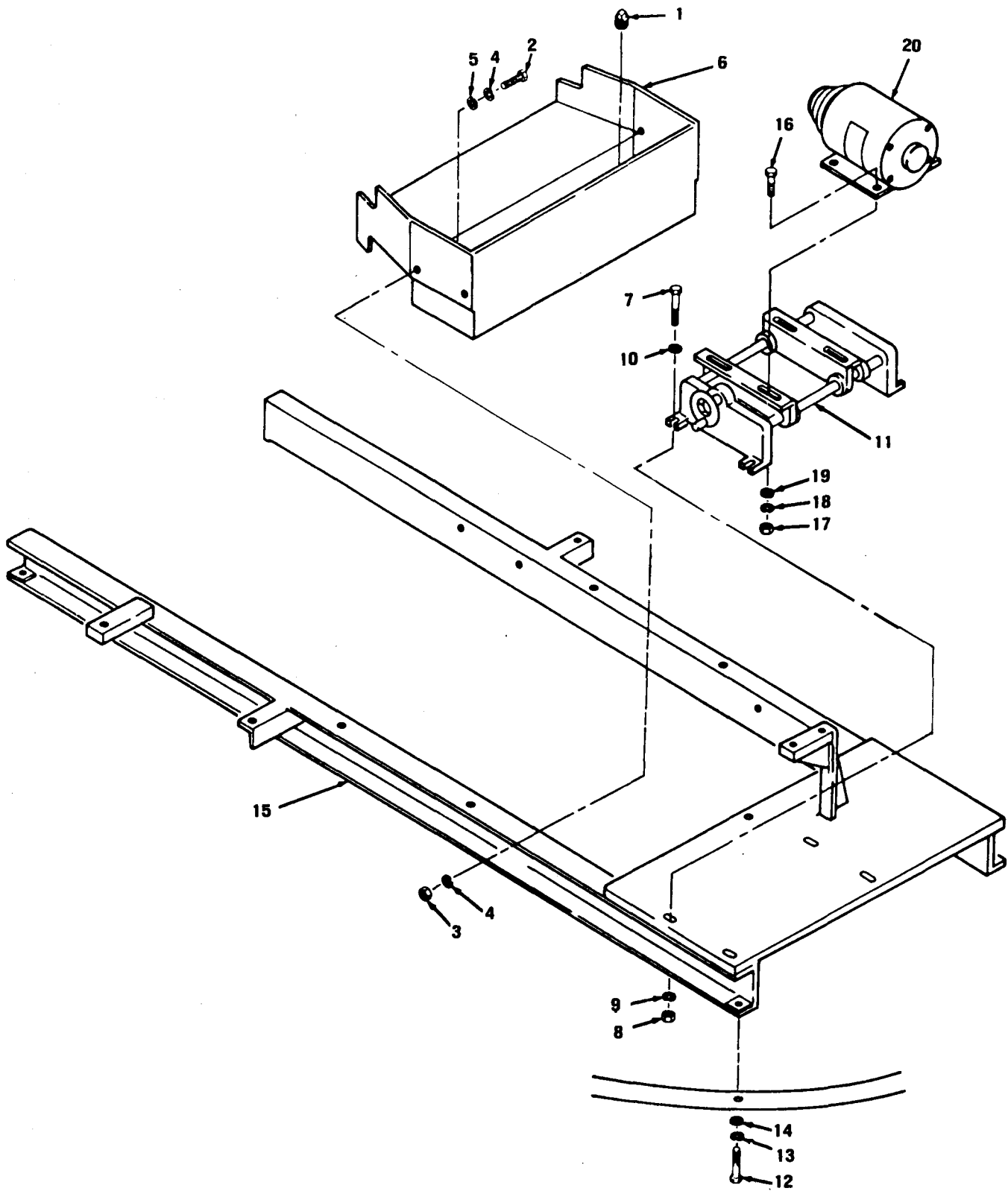


Figure 24. Erdlator Bridge and Motor Mounting Base



SECTION II

TM 5-4610-221-20P

(1) ILLUSTRATION		(2) SMR CODE	(3) NATIONAL STOCK NUMBER	(4) FSCM	(5) PART NUMBER	(6) DESCRIPTION  USABLE ON CODE	(7) U/M	(8) QTY INC IN UNIT
(a) FIG NO	(b) ITEM NO							
24	1	PAJZZ	4730-00-959-2329	96906	MS49005-7	PLUG, PIPE INLET LAUNDER, 1/2-14 IN. NPT.....	EA	2
24	2	PAJZZ	5305-00-576-5417	96906	MS35307-360	SCREW, CAP, HEXAGON LAUNDER MTG, 3/8-16 THD. SIZE, 1 IN. LG.....	EA	8
24	3	XBJZZ		96906	MS35690-610	NUT, PLAIN, HEXAGON LAUNDER MTG, 3/8-16 THD. SIZE.....	EA	8
24	4	XBJZZ	5310-00-984-7042	96906	MS35338-84	WASHER, LOCK LAUNDER MTG, 3/8 IN. SCREW SIZE.....	EA	8
24	5	PAJZZ	5310-00-773-7618	96906	MS15795-814	WASHER, LOCK LAUNDER MTG.....	EA	16
24	6	XBJZZ		97403	13206E7357	INLET, LAUNDER.....	EA	2
24	7	PAJZZ	5306-00-655-6170	96906	MS35307-338	SCREW, CAP, HEXAGON BASE MTG, MOTOR ADJUSTING, 5/16-18 THD. SIZE, 1-1/2 IN. LG.....	EA	4
24	8	XBJZZ		96906	MS35690-510	NUT, PLAIN, HEXAGON BASE MTG, MOTOR ADJUSTING, 5/16-18 THD. SIZE.....	EA	4
24	9	XBJZZ		96906	MS35338-83	WASHER, LOCK BASE MTG, MOTOR ADJUSTING, 5/16 IN. SCREW SIZE.....	EA	4
24	10	PAJZZ	5310-00-625-5756	96906	MS15795-812	WASHER, FLAT BASE MTG, MOTOR ADJUSTING, 5/16 IN. SCREW SIZE.....	EA	4
24	11	XBJZZ		93232	6000	BASE, ADJUSTING MOTOR, ERDLATOR AGITATOR.....	EA	1
24	12	PAJZZ	5305-00-717-5467	96906	MS35307-352	SCREW, CAP, HEXAGON BRIDGE MTG.....	EA	4
24	13	XBJZZ	5310-00-984-7042	96906	MS35338-84	WASHER, LOCK BRIDGE MTG, 3/8 IN. SCREW SIZE.....	EA	4
24	14	PAJZZ	5310-00-773-7618	96906	MS15795-814	WASHER, FLAT BRIDGE MTG, 3/8 IN. SCREW SIZE.....	EA	4
24	15	XBJZZ		97403	13206E7360	BRIDGE, ERDLATOR.....	EA	1
24	16	XBJZZ		96906	MS35307-34	SCREW, CAP, HEXAGON MOTOR MTG, 5/16-18 THD SIZE, 1 IN. LG.....	EA	4
24	17	XBJZZ		96906	MS35690-510	NUT, PLAIN, HEXAGON MOTOR MTG, 5/16-18 THD SIZE.....	EA	4
24	18	XBJZZ		96906	MS35338-83	WASHER, LOCK MOTOR MTG, 5/16 IN. SCREW SIZE.....	EA	4
24	19	PAJZZ	5310-00-625-5756	96906	MS15795-812	WASHER, FLAT MOTOR MTG, 5/16 IN. SCREW SIZE.....	EA	4
24	20	PAJZZ	6105-00-935-8734	29633	40A1-4522	MOTOR, ELECTRIC AGITATOR, ERDLATOR, 1/2HP.....	EA	1

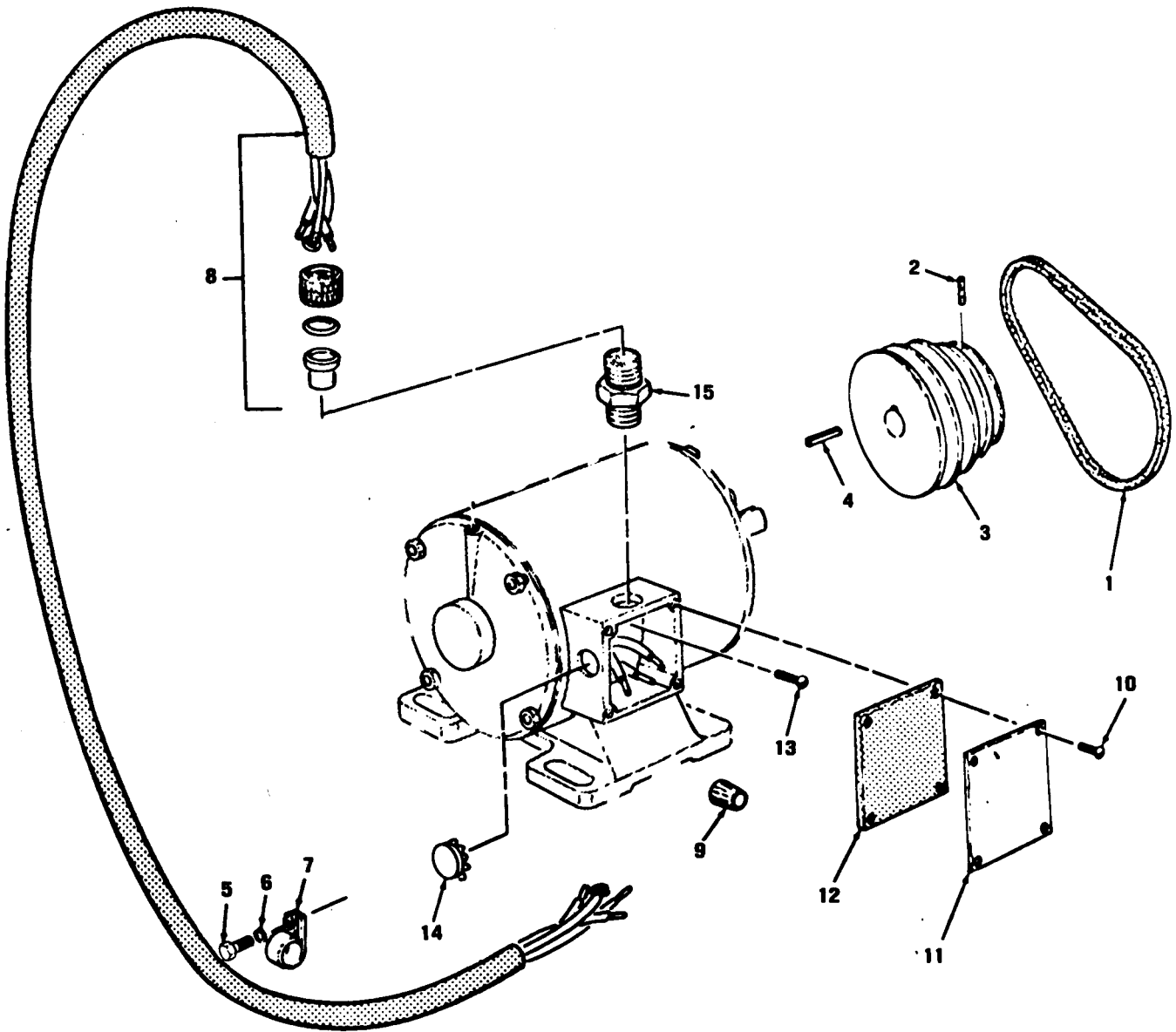


Figure 25. Erdlator Agitator Drive Motor

SECTION II

TM 5-4610-221-20P

(1) ILLUSTRATION		(2)	(3)	(4)	(5)	(6)	7	(8)
(a) FIG NO	(b) TEM NO	SMR CODE	NATIONAL STOCK	FSCM	PART NUMBER	DESCRIPTION	USABLE ON CODE	QTY INC IN UNIT
25		AJZZ	030-01-022-00	24161	2310	BELT, VDRIVE, ERDLATORAGITATOR.....	A	1
25		AJZZ	305-00-723-93	96906	MS51963-69	SETS CREW PULLEY MT G, DRIVE NO TJR, 5/16-18 THD. SIZE, 1/2 IN. LG..	A	1
25		BDZZ	020-01-035-65	97403	13206E7394	PULLEY, CONEERDLATORAGITATOR MOTOR.....	A	1
25		AJZZ	315-00-730-45	96906	MS20066-145	KEY, MACHINE PULLEY MTG, ERDLATOR AGITATOR MOTOR, 3/16 X 3/16 X 1-1/4 IN. LG.....	A	1
25		AJZZ	305-00-984-62	96906	MS35206-263	SCREW, MACHINE CLAMP MT G, POWER CABLE, NO. 10-24 THD. SIZE, 1/2 IN. LG.....	A	4
25		AJZZ	310-00-045-32	96906	MS35338-43	WASHER, LOCK CLAMP MTG, NO. 10 SCREW SIZE.....	A	4
25		BDZZ	340-00-880-59	96906	MS21333-9	CLAMP, LOOP CABLE MTG.....	A	4
25		BDZZ		97403	13206E7511-20	CABLE, ELECTRICAL POWER, ERDLATORDRIVEMOTOR.....	A	1
25		BDZZ	975-00-152-10	99730	141	LOCKNUT, ELECTRICAL WIRE SPLICING.....	A	3
25	1	AJZZ	305-00-984-61	96906	MS35206-243	SCREW, MACHINE COVER MT G, CONDUIT BOX, NO. 8-32 THD. SIZE, 1/4 IN. LG.....	A	4
25	1	AJZZ		29633	A4865	COVER, JUNCT ION BOX.....	A	1
25	1	BDZZ		29633	A4865-1	GASKET, COVER JUNCT ION BOX.....	A	1
25	1	AJZZ	340-00-880-59	96906	MS21333-9	SCREW, MACHINE BOX MT G, CONDUIT, NO. 10-32 THD. SIZE, 1/2 IN. LG...	A	2
25	1	AJZZ		29633	1859-A-2	CAP, CONDUIT HOLE.....	A	1
25	1	BDZZ	975-01-086-74	97403	13213E4405-6	CONNECTOR, CABLE CONDUIT BOX, NO TJR.....	A	1

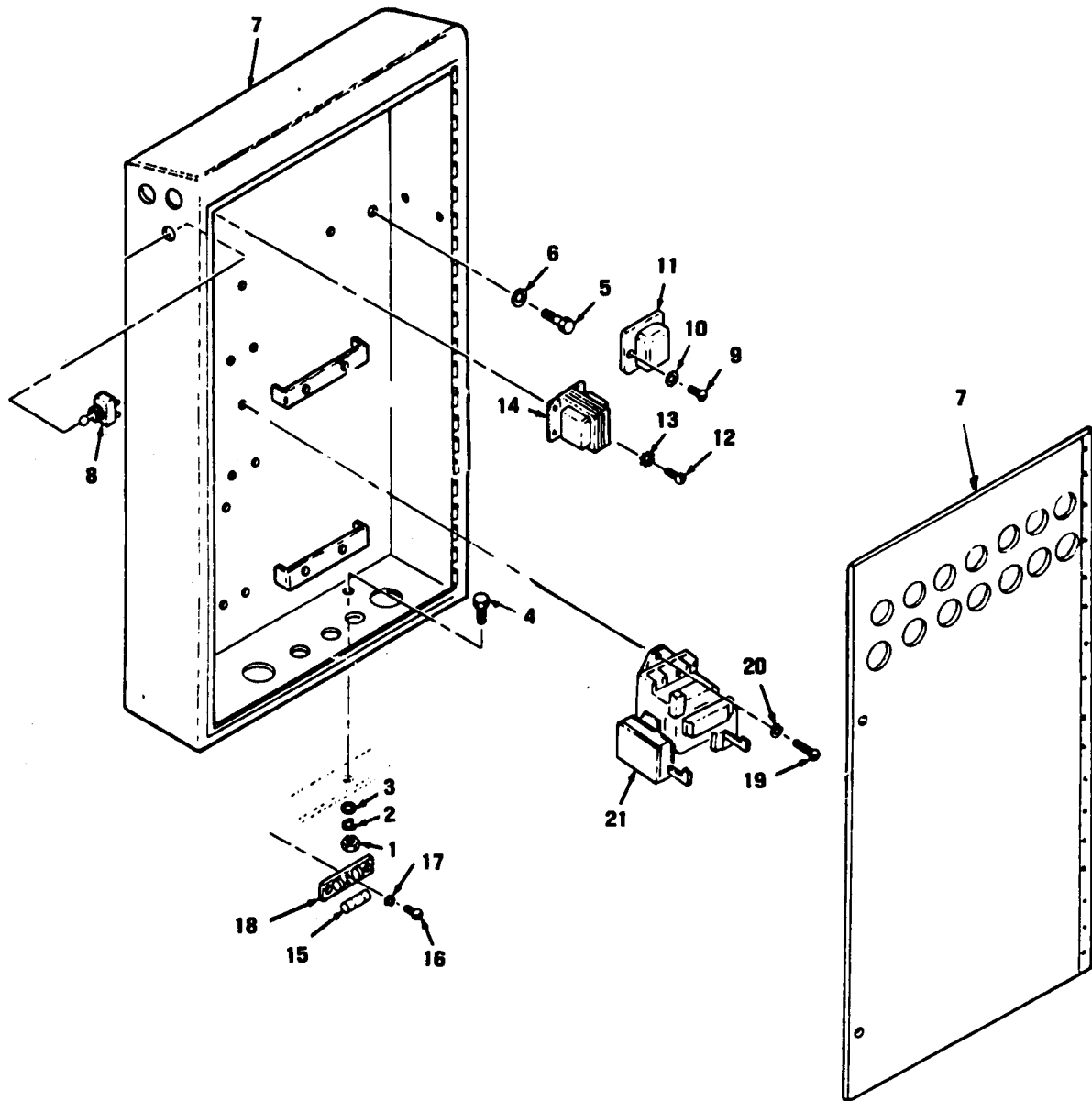


Figure 26. Electrical Control Cabinet, Starter, Transformer and Fuses

## SECTION II

TM 5-4610-221-20P

(1) ILLUSTRATION		(2)	(3)	(4)	(5)	(6)	(7)	(8)
(a) FIG NO	(b) ITEM NO	SMR CODE	NATIONAL STOCK NUMBER	FSCM	PART NUMBER	DESCRIPTION  USABLE ON CODE	U/M	QTY INC IN UNIT
						GROUP 07 ELECTRICAL EQUIP, TRANS AND DISTR		
26	8	PADZZ	5930-00-615-7896	96906	MS25098-22	.SMITCH, TOGGLE.....	E A	1
26	9	PADZZ	5305-00-984-6201	96906	MS35206-253	.SCREW, MACHINE BUZZER MTG, PHILLIP'S HEAD, COUNTER SUNK, NO. 8-32 THD. SIZE 1/2 IN. LG.....	E A	2
26	10	PADZZ	5310-00-550-0286	96906	MS35336-15	.WASHER, LOCK BUZZER MTG, EXTERNAL TEETH, NO. 8 SCREW SIZE.....	E A	2
26	11	PAJZZ	6350-00-132-8378	80252	570	.BUZZER.....	E A	1
26	12	PAJZZ	5305-00-984-6192	96906	MS35206-244	.SCREW, MACHINE TRANSFORMER MTG, NO. 8-32 THD. SIZE 7/16 IN. LG. .	E A	4
26	13	PAJZZ	5310-00-045-3299	96906	MS35338-42	.WASHER, LOCK TRANSFORMER MTG, NO. 8 SCREW SIZE.....	E A	4
26	14	PADZZ	5950-00-708-1502	75138	230-221	.TRANSFORMER, POWER.....	E A	1
26	15	PADZZ	5920-00-280-5002	81349	MTLF15160-08	.FUSE, 10 AMPS.....	E A	1
26	16	PAJZZ	5305-00-984-6192	96906	MS35206-244	.SCREW, MACHINE FUSE BLOCK MTG, PAN HEAD, NO. 8-32 THD. SIZE 7/16 IN. LG.....	E A	2
26	17	PADZZ	5310-00-045-3299	96906	MS35338-42	.WASHER, LOCK FUSE BLOCK MTG, NO. 8 SCREW SIZE.....	E A	2
26	18	XBDZZ	5920-00-284-7039	71400	4512	.FUSE HOLDER, BLOCK.....	E A	1
26	19	PAJZZ	5305-00-984-6210	96906	MS35206-263	.SCREW, MACHINE TRANSFORMER MTG, PAN HEAD, NO. 10-24 THD. SIZE, 1/2 IN. LG.....	E A	15
26	20	PADZZ	5310-00-045-3296	96906	MS35338-43	.WASHER, LOCK TRANSFORMER MTG, NO. 10 SCREW SIZE.....	E A	15

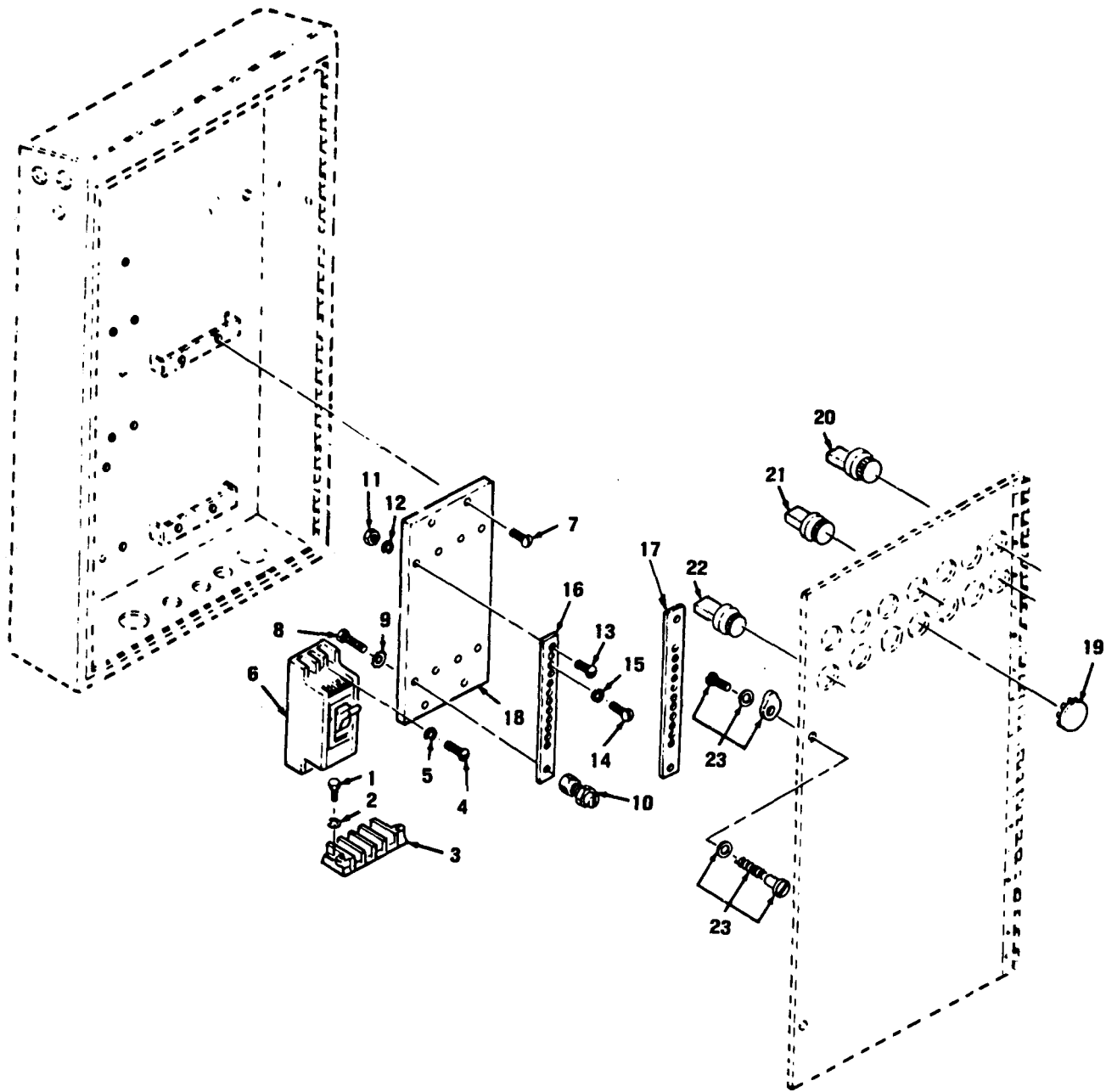


Figure 27. Electric Control Cabinet, Terminals, Circuit Breaker and Push Switches

## SECTION II

TM 5-4610-221-20P

(1) ILLUSTRATION		(2)	(3)	(4)	(5)	(6)	(7)	(8)
(a) FIG NO	(b) ITEM NO	SMR CODE	NATIONAL STOCK NUMBER	FSCM	PART NUMBER	DESCRIPTION  USABLE ON CODE	U/M	QTY INC IN UNIT
27	1	PAJZZ	5305-00-984-6211	96906	MS35206-264	.SCREW, MACHINE TERMINAL BOARD MTG, PAN HEAD, NO. 10-24 THD. SIZE, 5/8 IN. LG.	EA	2
27	2	PAJZZ	5310-00-045-3296	96906	MS35338-43	.WASHER, LOCK TERMINAL BOARD MTG, NO. 10 SCREW SIZE	EA	2
27	3	XBJZZ		97403	13206E7421-9	. TERMINAL BOARD	EA	1
27	4	PAJZZ	5305-00-984-6205	96906	MS35206-257	.SCREW, MACHINE CIRCUIT BREAKER MTG, PAN HEAD, NO. 8-32 THD. SIZE, 3/8 IN. LG.	EA	2
27	5	XBJZZ	5310-00-045-3299	96906	MS35337-42	.WASHER, LOCK CIRCUIT BREAKER MTG, STEEL, NO. 8 SCREW SIZE	EA	2
27	6	PAJZZ	5925-00-488-8030	74193	2263CCURVE15	.CIRCUIT BREAKER, 30AMPS	EA	1
27	7	PAJZZ	5305-00-958-5252	96906	MS35190-304	.BOLT, MACHINE TERMINAL PANEL MTG, COUNTERSUNK, CROSS HEAD, 5/16-18 THD. SIZE, 5/8 IN. LG.	EA	4
27	8	PAJZZ	5305-00-052-5526	96906	MS35198-74	.SCREW, CAP, HEXAGON LOAD TERMINAL, 3/8-16 THD. SIZE, 3/4 IN. LG.	EA	4
27	9	PAJZZ	5310-00-627-6128	96906	MS35335-35	.WASHER, LOCK LOAD TERMINAL, EXTERNAL TEE TH, 3/8 IN. SCREW SIZE.	EA	4
27	10	XBJZZ		97403	13208E5820-4	. TERMINAL, LOAD	EA	4
27	11	PAJZZ	5310-00-903-5566	96906	MS351971-1	.NUT, PLAIN, HEXAGON BAR MTG, 1/4-20 THD. SIZE	EA	4
27	12	PAJZZ	5310-00-209-0786	96906	MS35335-33	.WASHER, LOCK BAR MTG, EXTERNAL TEETH, 1/4 IN. SCREW SIZE	EA	4
27	13	PAJZZ	5305-00-958-5247	96906	MS35190-291	.SCREW, MACHINE BAR MTG, COUNTERSUNK, CROSS-RECESSED HEAD, 1/4- 20 THD. SIZE, 1 IN. LG.	EA	4
27	14	PAJZZ	5305-00-637-1119	96906	MS35214-69	.SCREW, MACHINE BAR, BRASS, CROSS RECESSED HEAD, 1/4-20 THD. SIZE, 1/2 IN. LG.	EA	26
27	15	PAJZZ	5310-00-045-5210	96906	MS15795-910	.WASHER, FLAT BAR SCREW, 9/32 IN. ID, 5/8 IN. OD	EA	26
27	16	XBJZZ		97403	13206E7424	.BAR, SHORT	EA	3
27	17	XBJZZ		97403	C13206E7425	.BAR, LONG	EA	1
27	18	XBJZZ		97403	13206E7423	.PANEL, TERMINAL	EA	1
27	19	XBJZZ		61864	51061	.PLUG, BUTTON	EA	2
27	20	PAJZZ		02295	CR2940UM200A294	.SWITCH, PUSH	EA	1
27	21	PAJZZ	5930-00-617-8202	02295	CR2940UA202B	.SWITCH, PUSH	EA	5
27	22	PAJZZ	5930-00-549-0206	02295	CR2940UA202C	.SWITCH, PUSH	EA	5
27	23	PAJZZ		94222	49-1-1-0	.LATCH, DOOR	EA	2

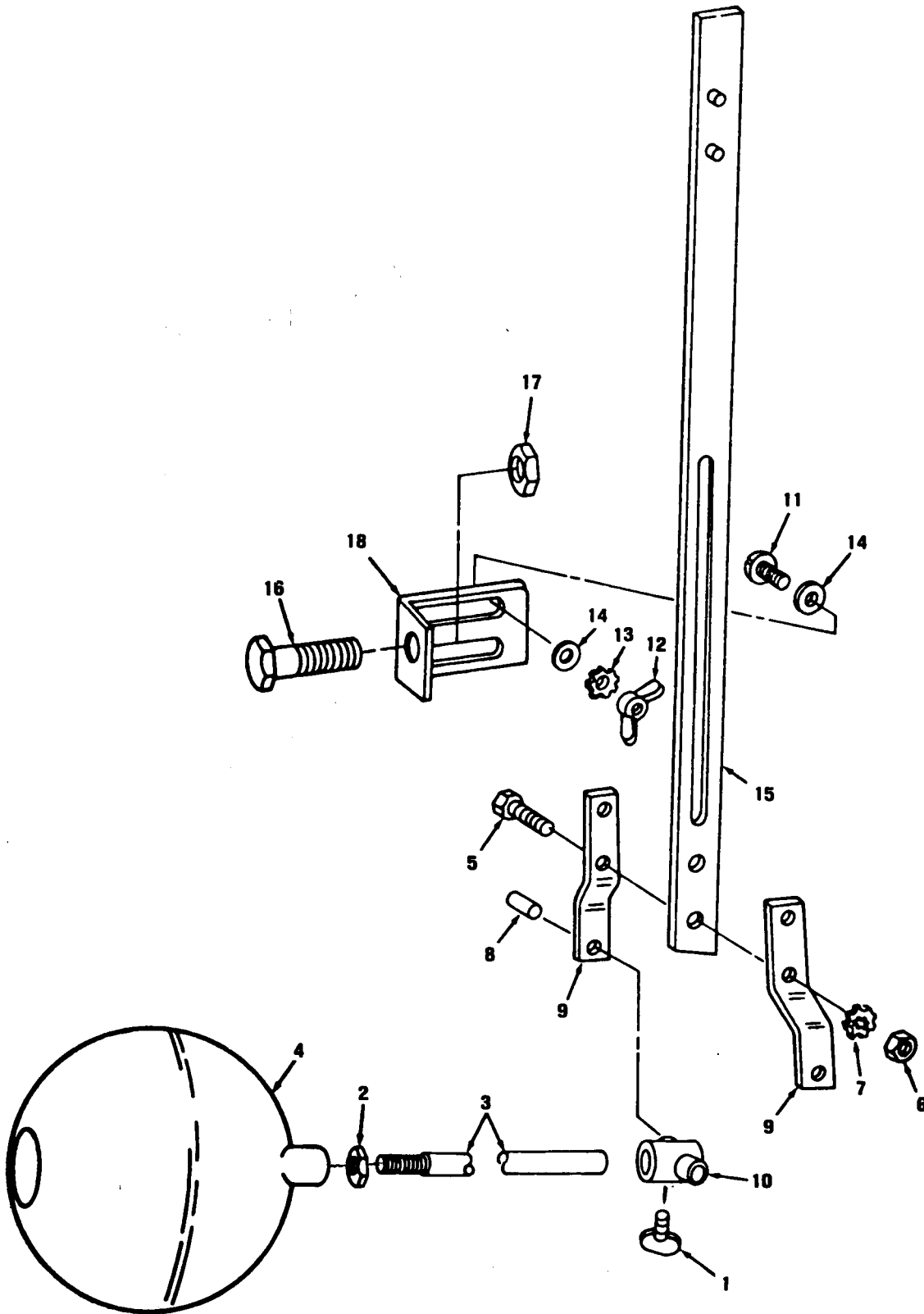


Figure 28. Low Water Level Alarm



SECTION II

TM 5-4610-221-20P

(1) ILLUSTRATION		(2) SMR CODE	(3) NATIONAL STOCK NUMBER	(4) FSCM	(5) PART NUMBER	(6) DESCRIPTION  USABLE ON CODE	7 /1/	(8) QTY INC IN UNIT
(a) FIG NO	(b) TEN NO							
28		00ZZ		16906	M531316-33	THUMBSCREW, FLOAT ROD ADJUSTING.....	A	1
28		00ZZ	310-00-855-1102	16906	M551967-1	NUT, PLAIN, HEXAGON LOCKING ROD TO FLJAT, 1/4-20 THD SIZE.....	A	1
28		00ZZ		17403	13206E7373-1	ROD, FLOAT.....	A	1
28		A0ZF	820-00-463-3552	17403	13212E6891	FLOAT.....	A	1
28		A0ZZ	305-00-225-3835	16906	M590725-8	SCREW, CAP, HEXAGON FORK MTG, 1/4-20 THD. SIZE, 1 IN. LG.....	A	2
28		00ZZ	310-00-855-1102	16906	M551967-1	NUT, PLAIN, HEXAGON FORK MTG, 1/4-20 THD SIZE.....	A	2
28		A0ZZ	310-00-889-2521	16906	M545904-68	WASHER, LOCK FORK MTG, EXTERNAL- INTERNAL, 1/4 IN. SCREW SIZE..	A	2
28		00ZZ		17403	13206E7378	PIN, STRAIGHT FORK, CONNECTOR MTG, 1/4 IN. DIA, 1/2 IN. LG.....	A	1
28		00ZZ		17403	13206E7377	FORK LEVER, FLOAT CONTROL.....	A	2
28	1	A0ZZ	610-00-413-3085	17403	13206E7375	CONNECTOR, FLOAT ROD.....	A	1
28	1	A0ZZ	305-00-225-3835	16906	M590725-8	SCREW, CAP, HEXAGON LEVER ADJUSTING.....	A	2
28	1	00ZZ		16906	M535425-8	NUT, PLAIN, WING LEVER ADJUSTING.....	A	2
28	1	A0ZZ	310-00-889-2521	16906	M545904-68	WASHER, LOCK BRACKET MTG, EXTERNAL- INTERNAL, 1/4 IN. SCREW SIZE	A	4
28	1	A0ZZ	310-00-582-5671	16906	M515795-810	WASHER, FLAT BRACKET MTG.....	A	4
28	1	00ZZ		17403	13206E7374	LEVER, FLOAT CONTROL.....	A	1
28	1	A0ZZ	305-00-725-4114	16906	M590726-166	SCREW, CAP, HEXAGON BRACKET MTG, 5/8-18 THD. SIZE, 2-1/2 IN. LG...	A	1
28	1	00ZZ		16906	M551968-19	NUT, PLAIN, HEXAGON.....	A	1
28	1	00ZZ		17403	13206E7376	BRACKET, LEVER ADJUSTING, FLOAT.....	A	1

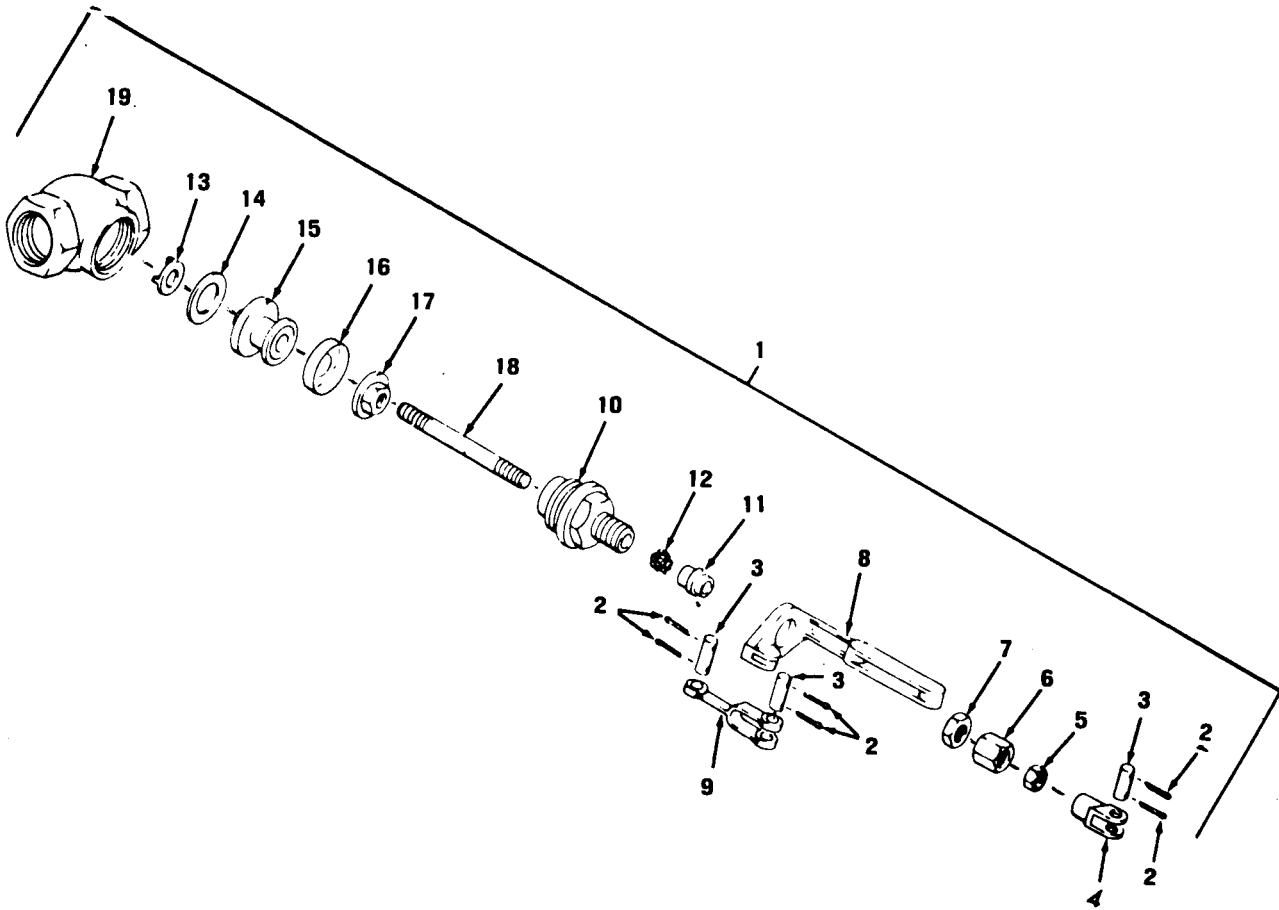


Figure 29. Float Valve

SECTION II

TM 5-4610-221-20P

(1) ILLUSTRATION (a) FIG NO	(b) TEI NC	(2) SMR CODE	(3) NATIONAL STOCK NUMBER	(4) FSCM	(5) PART NUMBER	(6) DESCRIPTION  USABLE ON CODE	7)	(8) QTY INC IN UNIT
29		8322	1320-00-402-942	896	150	VALVE,FLCAT LOW WATER AL ARMIA LTERNATE FOR P/N 1 1/2 5050 S (64042).....	A	1

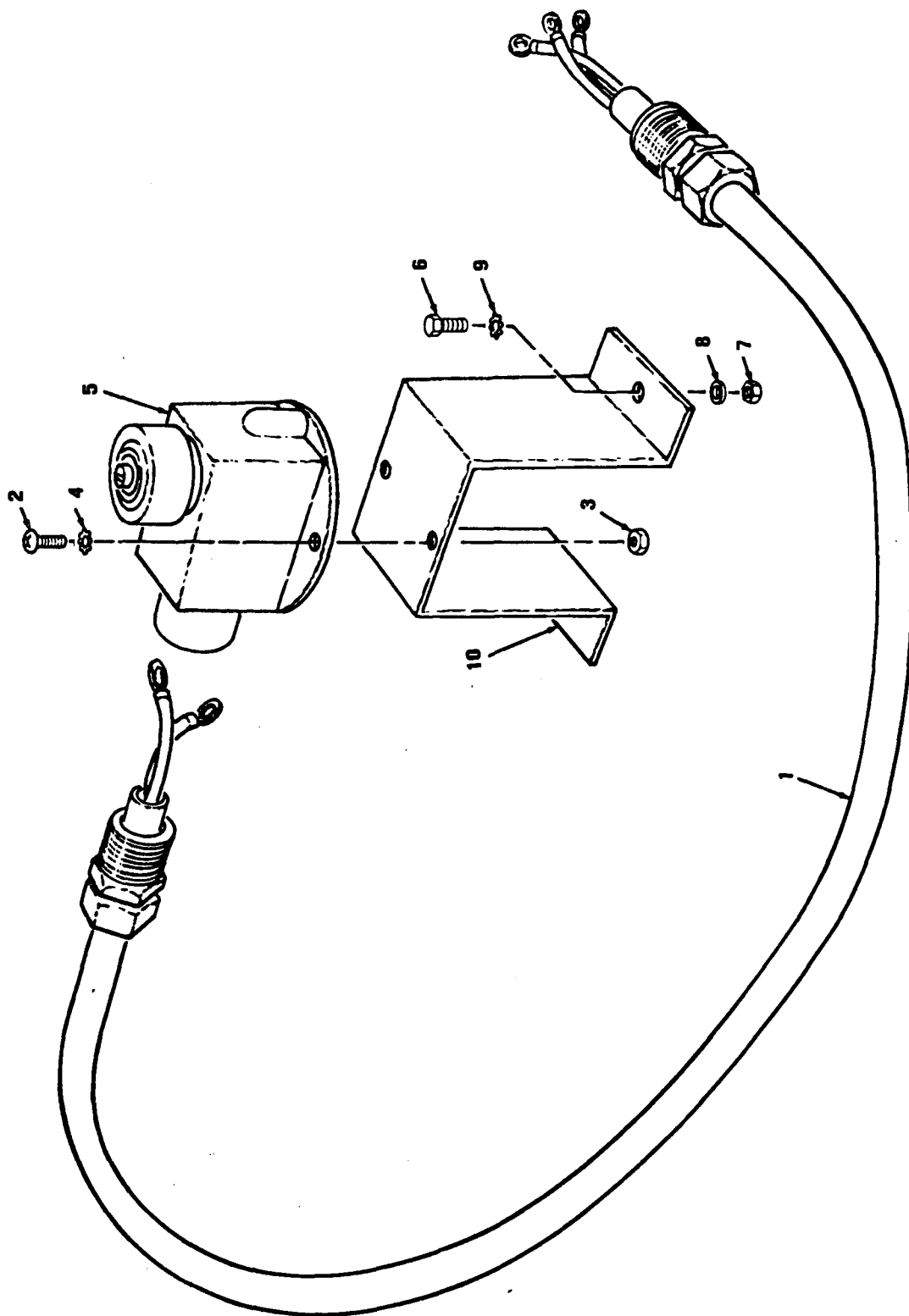


Figure 30. Water Level Alarm switch

SECTION II

TM 5-4610-221-20P

(1) LUST ION (a) (b) FIG TEM NO NO		(2) SMR CODE	(3) NATIONAL STOCK NUMBER	(4) FSCM	(5) PART NUMBER	(6) DESCRIPTION  USABLE ON CODE	(7) /N	(8) QTY INC IN UNIT
30		B0ZZ		17402	3206E7511-23	CABLE, ELECTRICAL AL ARMSWITCH.....	A	1
30		B0ZZ		16906	1535217-43	SCREW, MACHINE MTG, SWITCH, NO. 8-36 THD SIZE, 5/8 IN. LG.....	A	2
30		AJZZ	310-00-934-9754	16906	1535650-382	NUT, PLAIN, HEXAGON MTG, SWITCH, NO. 8-36 THD. SIZE.....	A	2
30		B3ZZ		16906	1545904-58	WASHER, LOCK MTG, SWITCH, EXTERNAL-INTERNAL, NO. 8.....	A	2
30		AJZZ	930-00-549-0721	11925	1ZV2RN	SWITCH, ELECTRICAL ALARM, LOW WATER.....	A	1
30		ADZZ	306-00-225-8495	16906	1590725-34	SCREW, CAP, HEXAGON BRACKET MTG, 5/16-18 THD. SIZE, 1 IN. LG.....	A	2
30		ADZZ	310-00-880-7744	16906	1551967-4	NUT, PLAIN, HEXAGON BRACKET MTG, 5/16-18 THD SIZE.....	A	2
30		ADZZ	310-00-081-4215	16906	1527183-12	WASHER, FLAT BRACKET MTG, 5/16 SCREW SIZE.....	A	2
30		ADZZ	310-00-728-2044	16906	1545904-73	WASHER, LOCK BRACKET MTG, EXTERNAL-INTERNAL, 5/16 IN. SCREW SIZE	A	2
30	11	B0ZZ		17403	3206E7372	BRACKET, SWITCH LOW WATER ALARM.....	A	1

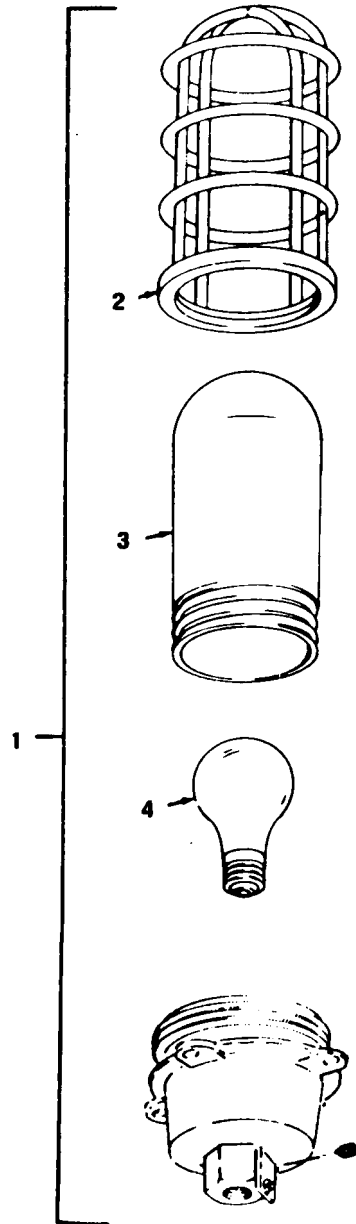


Figure 31. Indicator Light

SECTION II

TM 5-4610-221-20P

(1) ILLUSTRATION		(2)	(3)	(4)	(5)	(6)	(7)	(8)
(a) FIG NO	(b) ITEM NO	SMR CODE	NATIONAL STOCK NUMBER	FSCM	PART NUMBER	DESCRIPTION  USABLE ON CODE	U/M	QTY INC IN UNIT
31	1	XBJZZ		15235	VDA25GP	LAMP ASSEMBLY, LOWWATER.....	E A	1
31	2	XAJZZ		15235	VG67A	.GUARD,LAMP.....	E A	1
31	3	XBJZZ		15235	2383	.GLOBE,REDWARN INGL IGH.....	E A	1
31	4	PAJZZ	6240-00-635-4480	57403	13206E7421-29	.LAMP,INCANDESCENT W ARN INGL IGH.....	E A	1

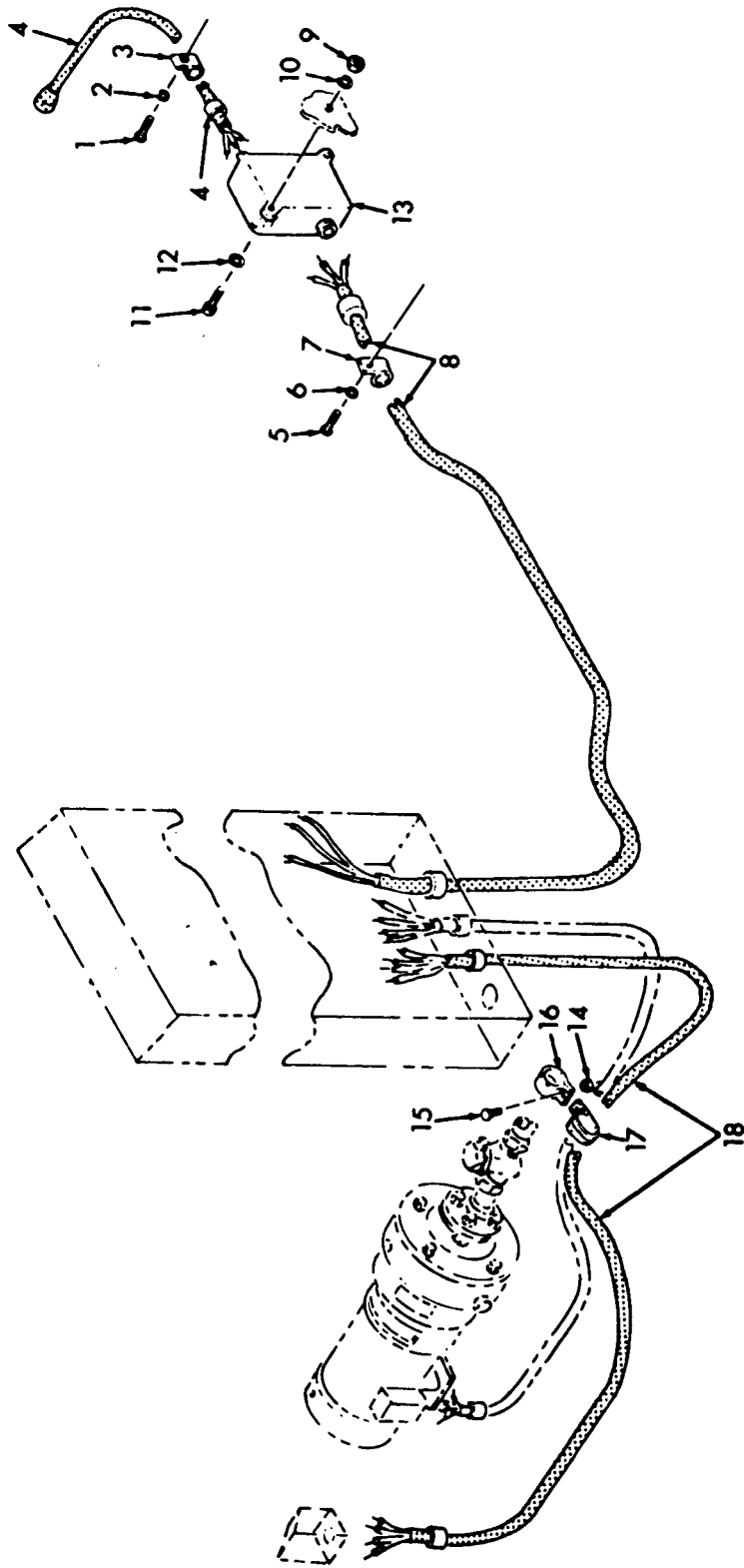


Figure 32. Electrical Cables



SECTION II

TM 5-4610-221-20P

(1) ILLUSTRATION		(2) SMR CODE	(3) NATIONAL STOCK NUMBER	(4) FSCM	(5) PART NUMBER	(6) DESCRIPTION  USABLE ON CODE	(7) U/M	(8) QTY INC IN UNIT
(a) FIG NO	(b) ITEM NO							
32	1	PA0ZZ	5305-00-984-6210	96906	MS35206-263	SCREW, MACHINE CLAMP MTG, NO. 10-24 THD. SIZE, 1/2 IN. LG.....	E A	2
32	2	PA0ZZ	5310-00-045-3296	96906	MS35338-43	WASHER, LOCK CLAMP MTG, NO. 10 SCREW SIZE.....	E A	2
32	3	XB0ZZ	5340-00-964-1400	96906	MS21333-8	CLAMP, LOOP CABLE.....	E A	1
32	4	XB0ZZ		97403	13206E7511-22	CABLE, 2FT 4 IN. LG.....	E A	1
32	5	PA0ZZ	5305-00-984-6210	96906	MS35206-263	SCREW, MACHINE CLAMP MTG, NO. 10-24 THD. SIZE, 1/2 IN. LG.....	E A	1
32	6	PA0ZZ	5310-00-045-3296	96906	MS35338-43	WASHER, LOCK CLAMP MTG, NO. 10 SCREW SIZE.....	E A	2
32	7	XB0ZZ	5340-00-989-9223	96906	MS21333-14	CLAMP, LOOP CABLE.....	E A	1
32	8	XB0ZZ		97403	13206E7511-21	CABLE, CONTROL CABINET TO RECEPTACLE BOX.....	E A	1
32	9	XD0ZZ	5310-00-761-6882	96906	MS51967-2	NUT, PLAIN, HEXAGON RECEPTACLE BOX MTG.....	E A	2
32	10	PA0ZZ	5310-00-809-4058	96906	MS27183-10	WASHER, FLAT RECEPTACLE BOX MTG, 1/4 IN. SCREW SIZE.....	E A	2
32	11	PA0ZZ	5305-00-071-2241	96906	MS90725-10	SCREW, CAP, HEXAGON RECEPTACLE BOX MTG, 1/4-20 THD. SIZE, 1-1/4 IN. LG.....	E A	2
32	12	PA0ZZ	5310-00-809-4058	96906	MS27183-10	WASHER, FLAT RECEPTACLE BOX MTG, 1/4 IN. SCREW SIZE.....	E A	2
32	13	XB0ZZ		97403	13213 E4380	RECEPTACLE, BOX.....	E A	1
32	14	PA0ZZ	5310-00-934-9751	96906	MS35650-302	NUT, PLAIN, HEXAGON CLAMP, NO. 10-32 THD. SIZE.....	E A	1
32	15	PA0ZZ	5305-00-995-3441	96906	MS35207-269	SCREW, MACHINE CLAMP, PAN HEAD, NO. 10-32 THD. SIZE, 1-1/2 IN. LG..	E A	2
32	16	XD0ZZ	5340-00-405-4090	97403	13213E4372	BAR, EXTENSION, PIPE CLAMP.....	E A	1
32	17	XB0ZZ		96906	MS21333-80	CLAMP, LOOP CABLE.....	E A	1
32	18	XB0ZZ		97403	13206E7511-20	CABLE, ELECTRICAL.....	E A	1

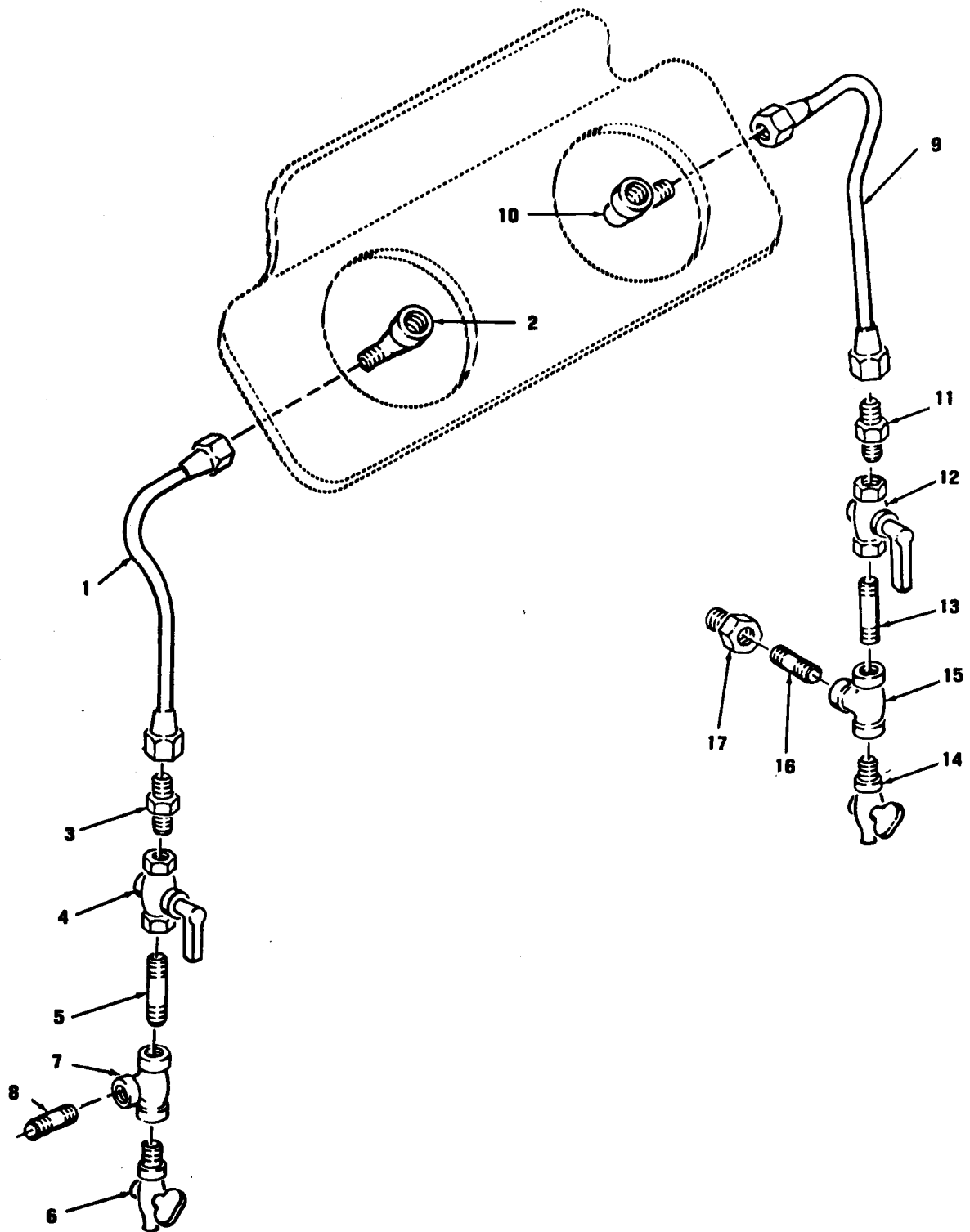


Figure 33. Pressure Gages, Lines and Fittings

SECTION II

TM 5-4610-221-20P

(1) ILLUSTRATION (a) FIG NO (b) ITEM NO		(2) CODE	(3) NATIONAL STOCK NUMBER	(4) FSCM	(5) PART NUMBER	(6) DESCRIPTION USABLE ON CODE	(7)	(8) QTY INC IN UNIT
						GROUP 08 GAGES (NON-ELECTRICAL), MEASURING DEVICES		
33		100ZZ		1740	3206E7432-59A	TUBE ASS EMBLY, PRESSURE GAGE MAKE FROM COPPER TUBE 1/4 I N. OD P/N7704051, 8 INCHES REQUIRED.....	A	1
33		1A0ZZ	730-00-011-462	1690	1S39176-3	NUT, TUBE COUPLING.....	A	2
33		1A0ZZ	730-00-112-705	1690	1S39172-3	ELBOW, PIPE TO TUBE TO GAGE.....	A	1
33		1A3ZZ	730-00-278-435	285	4-68 1-4X1-8	ADAPTER, STRAIGHT, TUBE TO COCK PLUG.....	A	1
33		1A0ZZ	820-00-263-301	1690	1S35931-2	COCK, PLUG 1/4-18 THD SIZE.....	A	1
33		1B0ZZ	730-00-188-185	1740	3218E0600-25	NIPPLE, PIPE COCK PLUG TO TEE, 1/4-18 THD SIZE, 2 IN. LG.....	A	1
33		1A0ZZ	820-00-276-904	1690	1S35782-6	COCK, DRAIN 1/4-18 THD SIZE.....	A	1
33		1B0ZZ		1740	3218E0053-2	TEE, PIPE 1/4-18 THD SIZE.....	A	1
33		1B0ZZ		1740	3218E0600-22	NIPPLE, PIPE TEE TO FILTER, 1/4-18 THD SIZE, 7/8 IN. LG.....	A	1
33		100ZZ		1740	3206E7432-59	TUBE ASS EMBLY, PRESSURE GAGE MAKE FROM COPPER TUBE 1/4 I N. OD P/N7704051, 10 INCHES REQUIRED.....	A	1
33	1	1A0ZZ	730-00-112-705	1690	1S39172-3	ELBOW, PIPE TO TUBE TO PRESSURE GAGE, 1/4-18 THD SIZE.....	A	1
33	1	1A3ZZ	730-00-278-435	285	4-68 1-4X1-8	ADAPTER, STRAIGHT, TUBE TO COCK PLUG.....	A	1
33	1	1A3ZZ	820-00-263-301	1690	1S35931-2	COCK, PLUG 1/4-18 THD SIZE.....	A	1
33	1	1B0ZZ	730-00-188-185	1740	3218E0600-25	NIPPLE, PIPE COCK PLUG TO TEE, 1/4-18 THD SIZE, 2 IN. LG.....	A	1
33	1	1A0ZZ	820-00-276-904	1690	1S35782-6	COCK, DRAIN 1/4-18 THD SIZE.....	A	1
33	1	1B0ZZ		1740	3218E0053-2	TEE, PIPE 1/4-18 THD SIZE.....	A	1
33	1	1B0ZZ	730-00-188-185	1740	3218E0600-25	NIPPLE, PIPE TEE TO PIPE, 1/4-18 THD SIZE, 2 IN. LG.....	A	1
33	1	1B0ZZ	730-01-003-563	1740	3218E0468-5	BUSHING, PIPE NIPPLE TO PIPE, 1/2-14 THD SIZE, 1/4-18 THD SIZE.	A	1

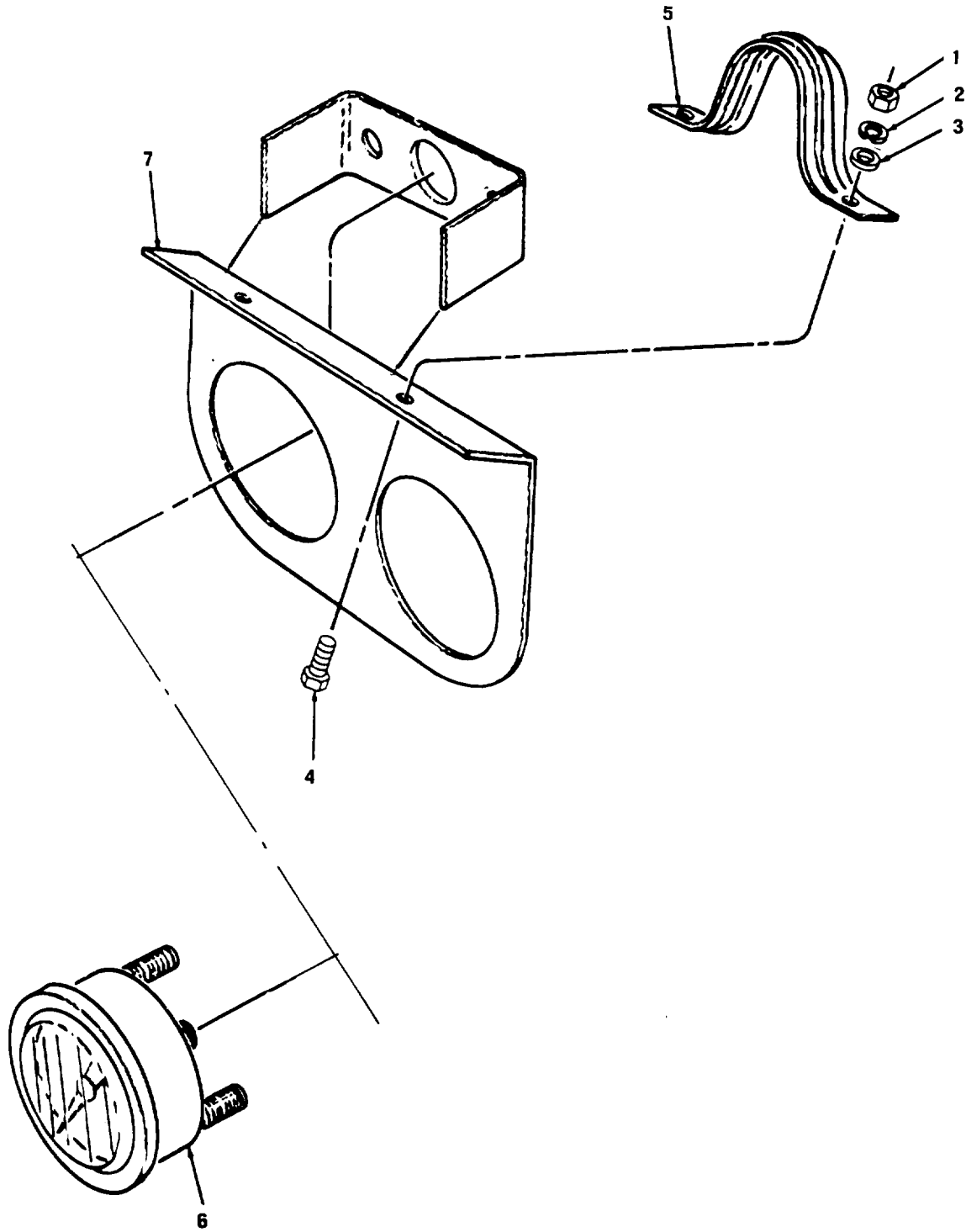


Figure 34. Filter Gages and Bracket

SECTION II

TM 5-4610-221-20P

(1)		(2)	(3)	(4)	(5)	(6)	(7)	(8)
LUSTRATION		SMR CODE	NATIONAL STOCK NUMBER	FSCM	PART NUMBER	DESCRIPTION	USABLE ONCODE	QTY INC IN UNIT
(a) FIG NO	(b) ITEM NO							
34	1	XBJZZ		96906	MS35690-410	NUT, PLAIN, HEXAGON STRAP MTG SCREW, 1/4-20 THD SIZE .....	: A	2
34	2	XBJZZ		96906	MS35337-82	WASHER, LOCK STRAP MTG SCREW, 1/4 IN, SCREW SIZE .....	: A	2
34	3	PADZZ	5310-00-582-5671	96906	MS15795-810	WASHER, FLAT STRAP MTG SCREW .....	: A	2
34	4	PADZZ	5305-00-021-3614	96906	MS35307-305	SCREW, CAP, HEXAGON STRAP MTG, 1/4-20 THD. SIZE, 5/8 IN. LG. ....	: A	2
34	5	XBJZZ	5340-00-190-6805	96906	MS21314-15	STRAP, RETAINING GAGE BRACKET .....	: A	1
34	6	PADZZ	6685-00-401-8512	97403	13212 E9123	GAGE, PRESSURE FILTER .....	: BQB	2
34	6	PADZZ	6685-00-866-3234	97403	13212E6907	GAGE, PRESSURE, DIAL .....	: BXF	2
		XBJZZ	5340-01-010-7282	97403	13212E6906	BRACKET, ANGLE GAGE .....	: A	1

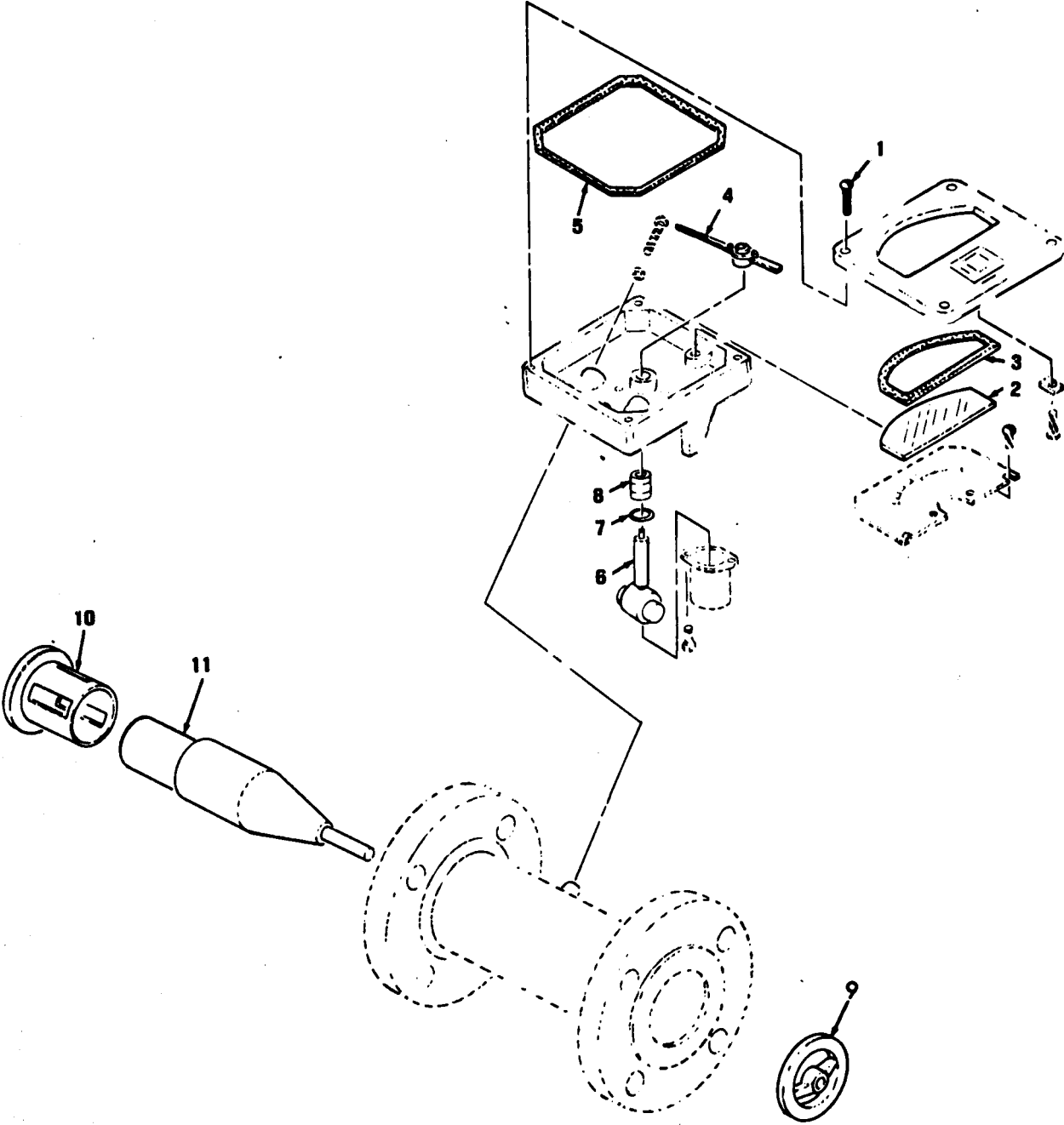


Figure 35. Flow Indicator, Raw Water

SECTION II

TM 5-4610-221-20P

(1) ILLUSTRATION		(2) SMR CODE	(3) NATIONAL STOCK NUMBER	(4) FSCM	(5) PART NUMBER	(6) DESCRIPTION  USABLE ON CODE	(8) QTY INC IN UNIT
(a) FIG NO	(b) TEM NO						
35		(B0ZZ		155	3611-482	INDICATOR, RAW WATER.....	1

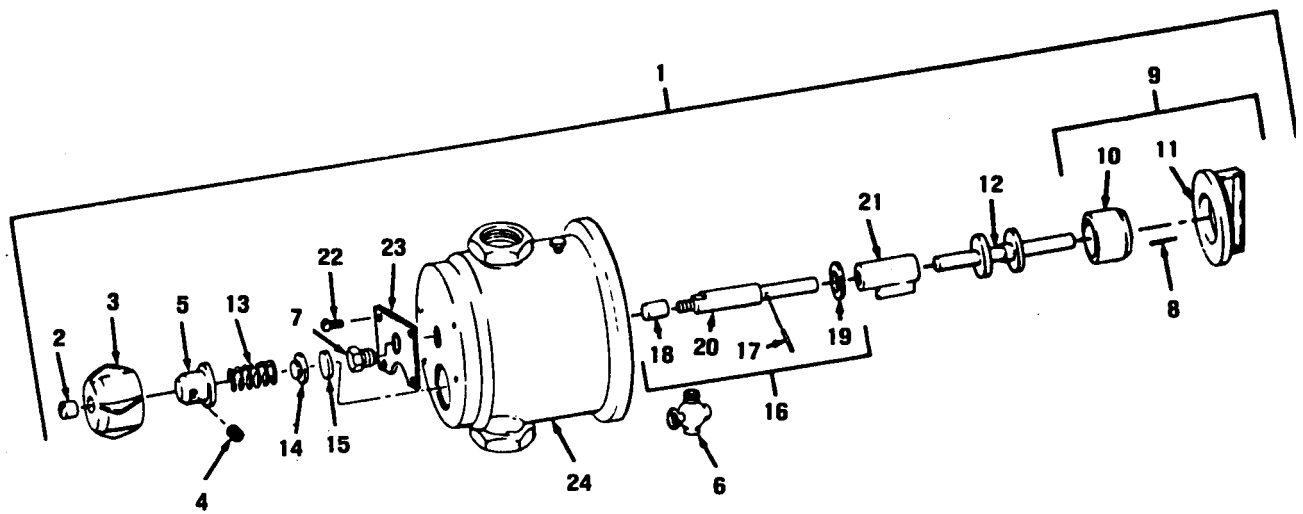


Figure 36. Flow Control Valve Less Diaphragm Installation



SECTION II

TM 5-4610-221-20P

(1) ILLUSTRATION		(2)	(3)	(4)	(5)	(6)	(8)
(a) FIG NO	(b) TEM NO.	SMR CODE	NATIONAL STOCK NUMBER	FSCM	PART NUMBER	DESCRIPTION  USABLE ON CODE	QTY INC IN UNIT
36	1	PA0Z Z	4820 -00-448-520	9740	13206 E7481	GROUP 09 WATER PURIFICATION COMPONENTS VALVE ASSEMBLY, FLOW.....	1

FIGURE 37 NOT USED

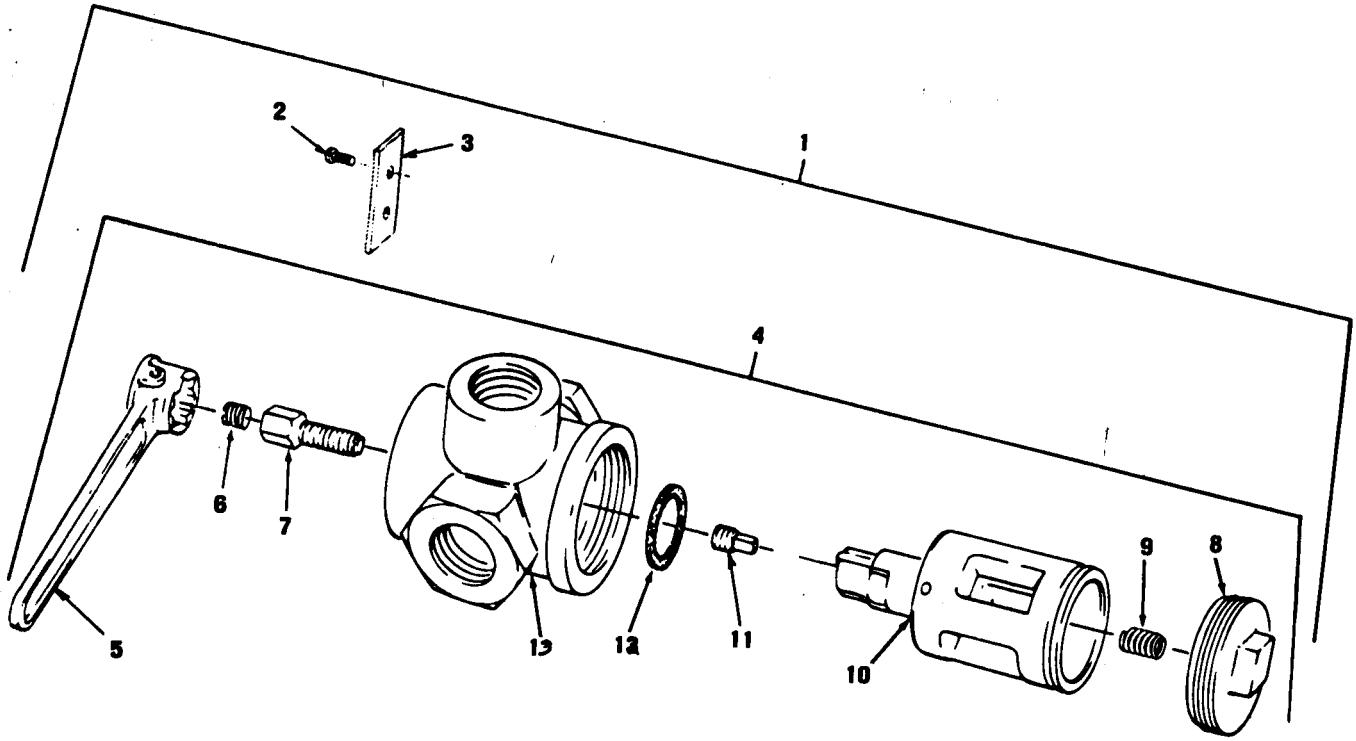


Figure 38. Influent Valve Assembly

SECTION II

TM 5-4610-221-20P

(1) ILLUSTRATION		(2) SMR ODE	(3) NATIONAL STOCK NUMBER	(4) SCM	(5) PART NUMBER	(6) DESCRIPTION  USABLE ON CODE	(8) QTY INC IN UNIT
(a) FIG NO	(b) ITEM NO						
38		10ZZ	4820-00-448-5201	7403	3212E6903	VALVE ASSEMBLY, INFLUENT.....	1
38		10ZZ	5305-00-253-5612	6906	521318-15	SCREW,DRIVE.....	2
38		3JZZ		7403	3206E7457	PLATE,INDICATOR.....	1
38		3JZZ		7403	3216E5270	VALVE,PLUG.....	1
38		10ZZ		134C	101-10	WRENCH VALVE OPERATING.....	1
38		10ZZ	4730-00-278-630	0327	17B	PLUG,PIPE LUBESCREW,1/4IN.NPT.....	1
38		3JZZ		134E	05763	SCREW,LUBRICATOR PLUG VALVE.....	1
38		10ZZ		134C	101-9	BASE,PLATE.....	1
38		10ZZ		7611	-1204-21	SPRING,HELICAL PLUG TENSION.....	1
38		3JZZ		134E	0L225	PLUG,CENTER VALVE,THREE-WAY.....	1
38		10ZZ	4820-00-407-4882	134C	101-4	VALVE,CHECK PLUG VALVE.....	1
38		10ZZ	5330-00-573-767	134C	12151	SEAL,PREFORMED VALVE BODY.....	1
38		10ZZ		134E	0L225	BODY VALVE.....	1

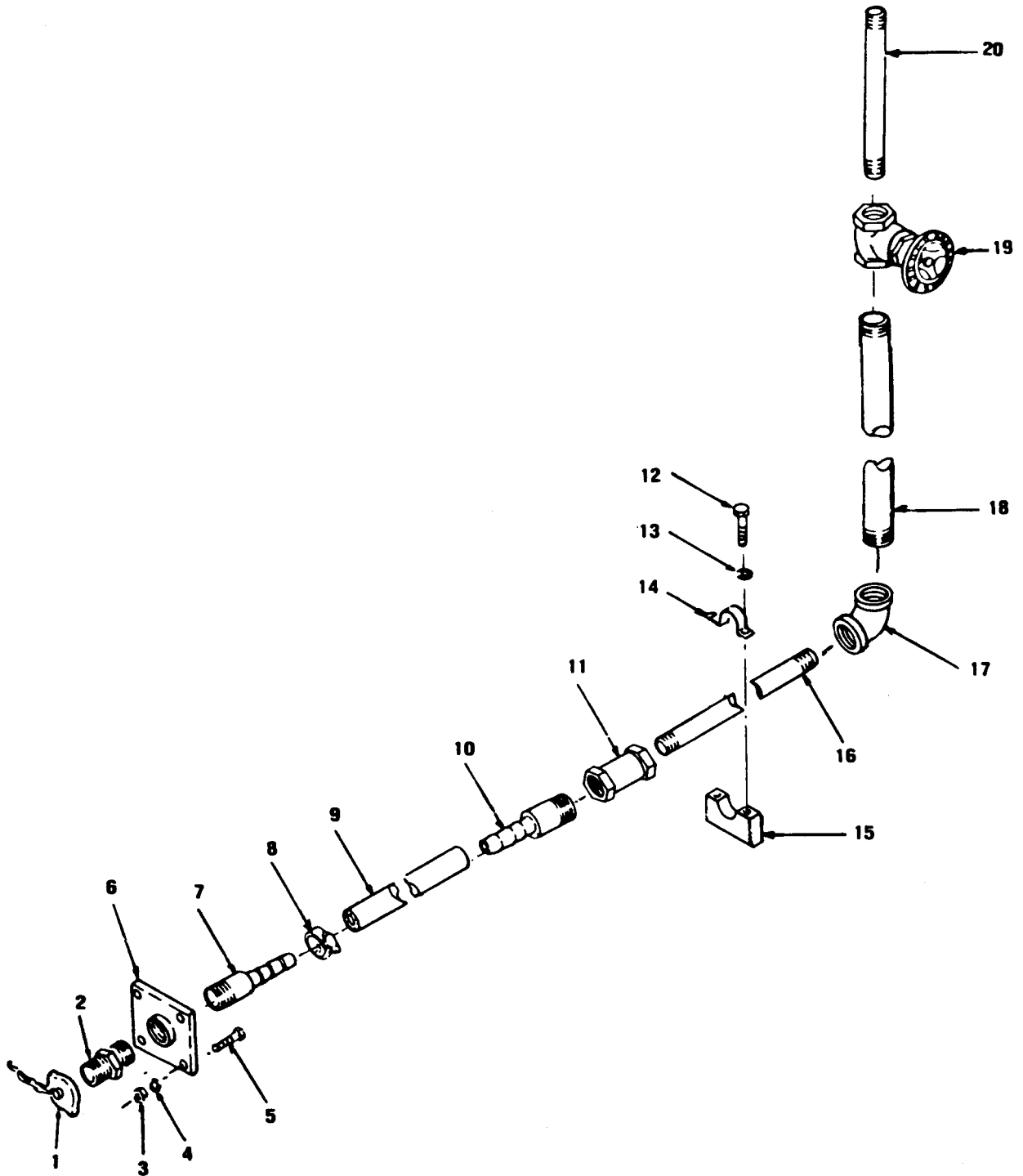


Figure 39. Filtered Water Piping, to Effluent Water Valve

## SECTION II

TM 5-4610-221-20P

(1)		(2)	(3)	(4)	(5)	(6)	(7)	(8)		
ILLUSTRATION	(a) FIG NO	(b) ITEM NO	SMR CODE	NATIONAL STOCK NUMBER	FSCM	PART NUMBER	DESCRIPTION	USABLE ON CODE	U/A	QTY INC IN UNIT
39	1	PAOZZ		4730-00-419-0451	7403	13211E4545-3	CAP AND CHAIN .....	EA		1
39	2	XBOZZ		4730-00-277-6844	7403	13208E4422-131	CONNECTION, WATERHOSE.....	EA		1
39	3	PAJZZ			76906	M535690-602	NUT, PLAIN, HEXAGON PLATE, COUPLING M TG, 3/8-16 THD. SIZE.....	EA		4
39	4	PAJZZ		5310-00-637-9541	76906	M535338-46	WASHER, LOCK PLATE, COUPLING M TG, 3/8 IN. SCREW SIZE.....	EA		4
39	5	PADZZ		5305-00-942-2194	76906	M590725-60	SCREW, CAP, HEXAGON PLATE, COUPLING M TG, 3/8-16 THD. SIZE, 1 IN. LG.....	EA		4
39	6	XBOZZ		4730-00-174-2808	7403	13208E4462-1	COUPLING, PIPE.....	EA		1
39	7	PAJZZ		4730-00-803-3834	7403	13208E9857-1	ADAPTER, STRAIGHT.....	EA		1
39	8	PADZZ		4730-00-909-8621	76906	M535842-13	CLAMP, HOSE.....	EA		2
39	9	PAJZZ		4820-00-268-9151	7403	13206E7350-96	HOSE, WATER FILTER WATER OUTLET, 1-1/2 IN. ID, 20-1/2 IN. LG.....	EA		1
39	9	PAJZZ			7403	13206E7350-195	HOSE, WATER.....	BXF		1
39	10	PAJZZ		4730-00-803-3834	7403	13208E9857-1	ADAPTER, STRAIGHT.....	EA		1
39	11	XBOZZ		4730-00-187-7601	7403	13218E0064-8	COUPLING.....	EA		1
39	12	PAJZZ		5305-00-942-2194	76906	M590725-60	SCREW, CAP, HEXAGON PIPE CLAMP M TG, 1/4-20 THD SIZE, 1 IN. LG.....	EA		2
39	13	XBOZZ			76906	M5345904-69	WASHER, LOCK PIPE CLAMP SCREW, INTERVAL AND EXTERNAL TEE TH, 9/32 IN. ID, 3/4 IN. OD.....	EA		2
39	14	PADZZ		5340-00-921-6993	76906	M521334-32	CLAMP, PIPE.....	EA		1
39	15	XBOZZ			7403	13206E7350-226	SPACER BLOCK, PIPE CLAMP.....	EA		1
39	16	XBOZZ			7403	13206E7350-192	PIPE 1 1/2-1 1/2 THD SIZE, 2 FT LG.....	BQB		1
39	16	XBOZZ			7403	13206E7350-193	PIPE, STEEL.....	BXF		1
39	17	XBOZZ			7493	13218E0058-8	ELECTR, PIPE 90 DEG, 1 1/2-1 1/2 THD SIZE.....	EA		1
39	18	XBOZZ			7403	13206E7350-191	PIPE, 1 1/2-1 1/2 THD SIZE, 32 IN. LG.....	BQB		1
39	18	XBOZZ			7403	13206E7350-192	PIPE, STEEL.....	BXF		1
39	19	PADZZ		4820-00-268-9151	7403	13206E7350-96	VALVE, GATE BRONZE, 1 1/2-1 1/2 THD SIZE.....	EA		1
39	20	XBOZZ		4710-00-278-5411	7403	13206E7350-190	PIPE, METALLIC 1 1/2-1 1/2 THD SIZE, 15 1/2 IN. LG.....	BQB		1
39	20	XBOZZ			97403	13206E7350-191	PIPE, STEEL.....	BXF		1

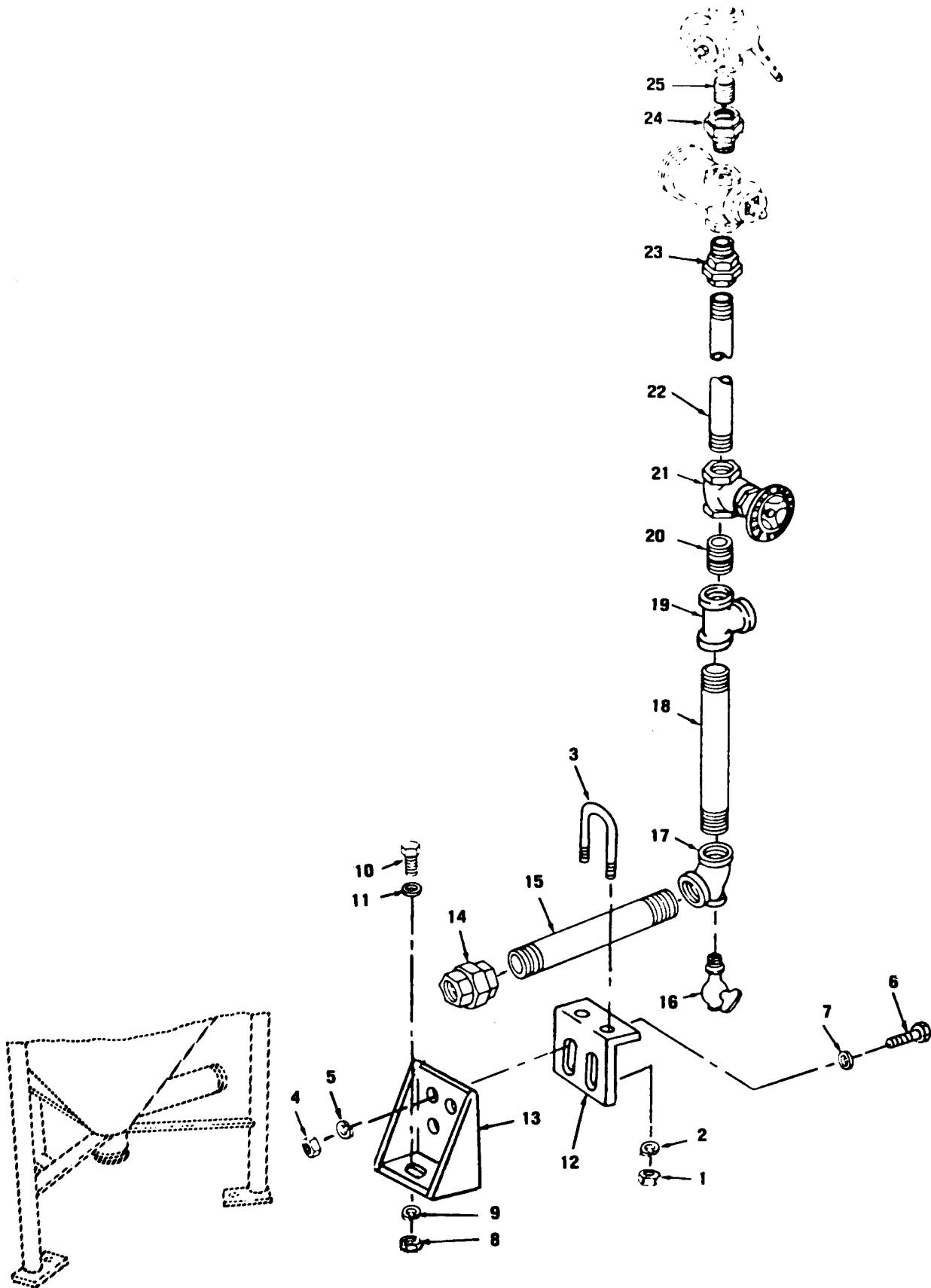


Figure 40. Filtered Water Piping, to Recirculating Line

SECTION II

TM 5-4610-221-20P

(1) ILLUSTRATION		(2)	(3)	(4)	(5)	(6)	(7)	(8)
(a) FIG NO	(b) ITEM NO	SMR CODE	NATIONAL STOCK NUMBER	FSCM	PART NUMBER	DESCRIPTION  USABLE ON CODE	U/M	QTY INC IN UNIT
40	1	XBDZZ		96906	M551967-7	NUT, PLAIN, HEXAGON PIPE HANGER, 3/8-16 THD. SIZE . . . . . BQB	E A	2
40	1	PAJZZ	5310-00-732-0558	96906	M551967-8	NUT, PLAIN, HEXAGON . . . . . BXF	E A	2
40	2	PAJZZ	5310-00-953-8628	96906	M545904-77	WASHER, LOCK PIPE HANGER, 3/8 IN. SCREW SIZE . . . . .	E A	2
40	3	XBDZZ		97403	13206 E7350-59	HANGER, PIPE . . . . . BQB	E A	1
40	3	XBJZZ		97403	13206 E7350-105	HANGER, PIPE . . . . . BXF	E A	1
40	4	PAJZZ		96906	M535690-602	NUT, PLAIN, HEXAGON BRACKET MOUNTING 3/8-16 THD SIZE . . . . .	E A	2
40	5	PAJZZ	5310-00-5435101	96906	M535338-27	WASHER, LOCK BRACKET MOUNTING 3/8 IN. SCREW SIZE . . . . .	E A	2
40	6	XBDZZ	5305-00-269-3211	96906	M535291-60	SCREW, CAP, HEXAGON BRACKET MOUNTING 3/8-16 THD SIZE, 1 1/2 IN. LG. .	E A	2
40	7	PAJZZ	5310-00-80-6004	96906	M527183-14	WASHER, FLAT BRACKET MOUNTING 3/8 IN. SCREW SIZE . . . . .	E A	2
40	8	XBDZZ		96906	M551967-13	NUT, PLAIN, HEXAGON BRACKET MTG, 3/8-16 THD. SIZE . . . . . BQB	E A	2
40	8	PAJZZ	5310-00-768-0318	96906	M551967-14	WASHER, PLAIN, HEXAGON . . . . . BXF	E A	2
40	9	PAJZZ	5310-00-935-8984	96906	M545904-84	WASHER, LOCK BRACKET MTG, 1/2 IN. SCREW SIZE . . . . .	E A	2
40	10	XBJZZ		97403	13206 E7350-25	BOLT, MACHINE BRACKET MTG, 1/2-13 THD. SIZE, 6-1/2 IN. LG. . . . . BQB	E A	2
40	10	PAJZZ	5305-00-781-3924	96906	M590725-107	BOLT, Machine . . . . . BXF	E A	2
40	11	PAJZZ	5310-00-809-5998	96906	M527183-18	WASHER, FLAT BRACKET MTG, 1/2 IN. ID, 1-1/16 IN. OD . . . . .	E A	2
40	12	XBDZZ		91340	C179	BRACKET, TOP . . . . .	E A	1
40	13	XBDZZ		91340	C178	BRACKET, BASE . . . . .	E A	1
40	14	XBJZZ	4730-00-189-2624	97403	13218E0476-7	UNION, PIPE 1 1/2-11 1/2 THD SIZE . . . . . BQB	E A	1
40	14	PAJZZ	4730-00-189-2624	81348	WM-U-531-28TA	UNION, PIPE . . . . . BXF	E A	1
40	15	XBDZZ		97403	13218 E0600-156	NIPPLE, PIPE 1 1/2-11 1/2 THD SIZE, 9 IN. LG . . . . . BQB	E A	1
40	15	XBDZZ		97403	13206 E7432-41	NIPPLE, PIPE . . . . . BXF	E A	1
40	16	PAJZZ	4820-00-554-8351	96906	M535785-4	COCK, DRAIN BRASS, 1/2-14 THD. SIZE . . . . .	E A	1
40	17	XBJZZ	4730-01-067-7113	97403	13218E0055-64	TEE, REDUCING TWO ENDS, 1 1/2-11 1/2 THD SIZE, ONE END, 1/2-14 THD SIZE . . . . .	E A	1
40	18	XBJZZ		97403	13218E0600-159	NIPPLE, PIPE 1 1/2-11 1/2 THD SIZE, 12 1/2 IN. LG . . . . .	E A	1
40	19	XBJZZ	4730-00-265-9746	97403	13218 E0055-54	TEE, PIPE TWO ENDS, 1 1/2-11 1/2 THD SIZE, ONE END, 1/2-14 THD SIZE . . . . .	E A	1
40	20	XBJZZ	4730-00-375-5654	97403	13218 E0600-143	NIPPLE, PIPE 1 1/2-11 1/2 THD SIZE, 2 IN. LG . . . . .	E A	1
40	21	PAJZZ	4820-00-268-9156	97403	13206 E7432-46	VALVE, GATE BRONZE, 1-1/2-11 1/2 THD. SIZE . . . . . BQB	E A	1
40	21	PAJZZ	4820-00-266-9157	97403	13218E0477-7	VALVE, GATE . . . . . BXF	E A	1
40	22	XBDZZ		97403	13218 E0600-159	NIPPLE, PIPE 1 1/2-11 1/2 THD SIZE, 12 1/2 IN. LG . . . . .	E A	1
40	23	PAJZZ	4730-00-231-5467	97403	13212 E9080-2	UNION, MALE AND 1-1/2-11 1/2 THD. SIZE . . . . .	E A	1
40	24	PAJZZ	4730-00-231-5467	97403	13212 E9080-2	UNION, MALE AND FEMALE . . . . .	E A	1
40	25	XBJZZ		97403	13206E7350-182	NIPPLE, PIPE 1 1/2-11 1/2 THD SIZE, 1 3/4 IN. LG . . . . . BQB	E A	1
40	25	PAJZZ	4730-00-196-2061	96906	M551953-1698	NIPPLE, PIPE . . . . . BXF	E A	1

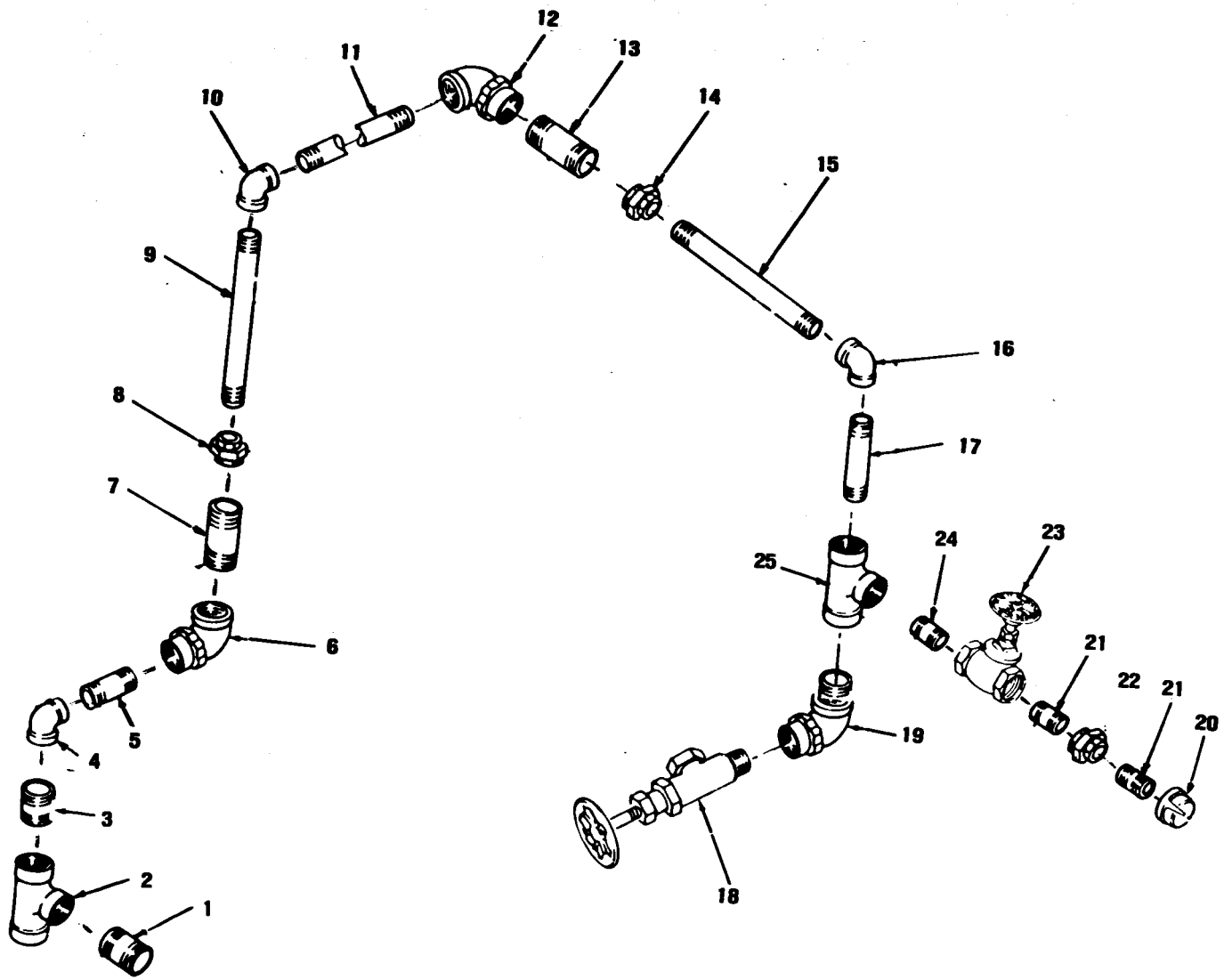


Figure 41. Filtered Water Piping, to Slurry Feeder



## SECTION II

TM 5-4610-221-20P

(1) ILLUSTRATION		(2)	(3)	(4)	(5)	(6)	(7)	(8)
(a) FIG NO	(b) ITEM NO	SMR CODE	NATIONAL STOCK NUMBER	FSCM	PART NUMBER	DESCRIPTION	USABLE ON CODE	QTY INC IN UNIT
41	1	XBJZZ		17403	13218E0600-151	NIPPLE, PIPE 1 1/2-1 1/2 THD SIZE, 5 IN. LG.....	BQB	1
41	1	XBJZZ		17403	13206E7350-95	PIPESTEEL.....	BXF	1
41	2	XBJZZ	1730-01-067-711	17403	13218E0055-64	TEE, REDUCING TWO ENDS, 1 1/2-1 1/2 THD SIZE, ONE END, 1/2-14 THD SIZE.....		1
41	3	XBJZZ	1730-00-188-187	17403	13218E0600-64	NIPPLE, PIPE 1/2-14 THD SIZE, 1 1/2 IN. LG.....	BQB	1
41	3	PAJZZ	1730-00-188-187	16906	MS51953-75B	NIPPLE, PIPE.....	BXF	1
41	4	PAJZZ	1730-00-249-391	1083	3B6496	ELBOW, PIPE.....		1
41	5	XBJZZ		17403	13218E0600-30	NIPPLE, PIPE 1/2-14 THD SIZE, 4 1/2 IN. LG.....	BQB	1
41	5	PAJZZ	1730-00-196-154	16906	MS51953-83	NIPPLE, PIPE.....	BXF	1
41	6	PAJZZ	1730-00-249-391	1083	3B6496	ELBOW, PIPE.....		1
41	7	PAJZZ	1730-00-277-998	16906	MS51953-86B	NIPPLE, PIPE.....		1
41	8	XBJZZ	1730-00-266-390	17403	13218E0476-3	UNION, PIPE 1/2-14 THD SIZE.....		1
41	9	PAJZZ	1730-00-265-690	16906	MS51953-79B	NIPPLE, PIPE.....		1
41	10	PAJZZ	1730-00-249-391	1083	3B6496	ELBOW, PIPE.....		1
41	11	XBJZZ		17403	13206E7350-222	PIPE, STEEL 1/2-14 THD SIZE, 26 3/4 IN. LG.....	BQB	1
41	11	XBJZZ		17403	13206E7350-6	PIPE, STEEL.....	BXF	1
41	12	PAJZZ	1730-00-249-391	1083	3B6496	ELBOW, PIPE.....		1
41	13	XBJZZ		17403	13218E0600-154	PIPE, STEEL 1/2-14 THD SIZE, 27 IN. LG.....		1
41	14	XBJZZ	1730-00-266-390	17403	13218E0476-3	UNION, PIPE 1/2-14 THD SIZE.....		1
41	15	PAJZZ	1730-00-188-188	16906	MS51953-80B	NIPPLE, PIPE.....		1
41	16	PAJZZ	1730-00-249-391	1083	3B6496	ELBOW, PIPE.....		1
41	17	PAJZZ	1730-00-188-188	16906	MS51953-80B	NIPPLE, PIPE.....		1
41	18	PAJZZ	1510-00-242-517	4448	N0701	VALVE, GARDEN HOSE.....		1
41	19	XBJZZ		17403	13218E0051-4	ELBOW, STREET 90 DEG, 1/2-14 THD SIZE.....		1
41	20	XBJZZ	1730-00-277-184	17403	13218E0458-12	BUSHING, REDUCING 1-1 1/2 THD SIZE, 1/2-14 THD SIZE.....		1
41	21	PAJZZ	1730-00-278-356	16906	MS51953-73B	NIPPLE, PIPE.....		2
41	22	XBJZZ	1730-00-266-390	17403	13218E0476-3	UNION, PIPE 1/2-14 THD SIZE.....		1
41	23	PAJZZ	1820-01-056-765	17403	13206E7350-126	VALVE, GATE 1/2-14 THD SIZE.....		1
41	24	XBJZZ		17403	13206E7350-230	NIPPLE, PIPE 1/2-14 THD SIZE, CLOSE.....		1
41	25	PAJZZ	1730-00-249-203	19832	030017	TEE, PIPE.....		1

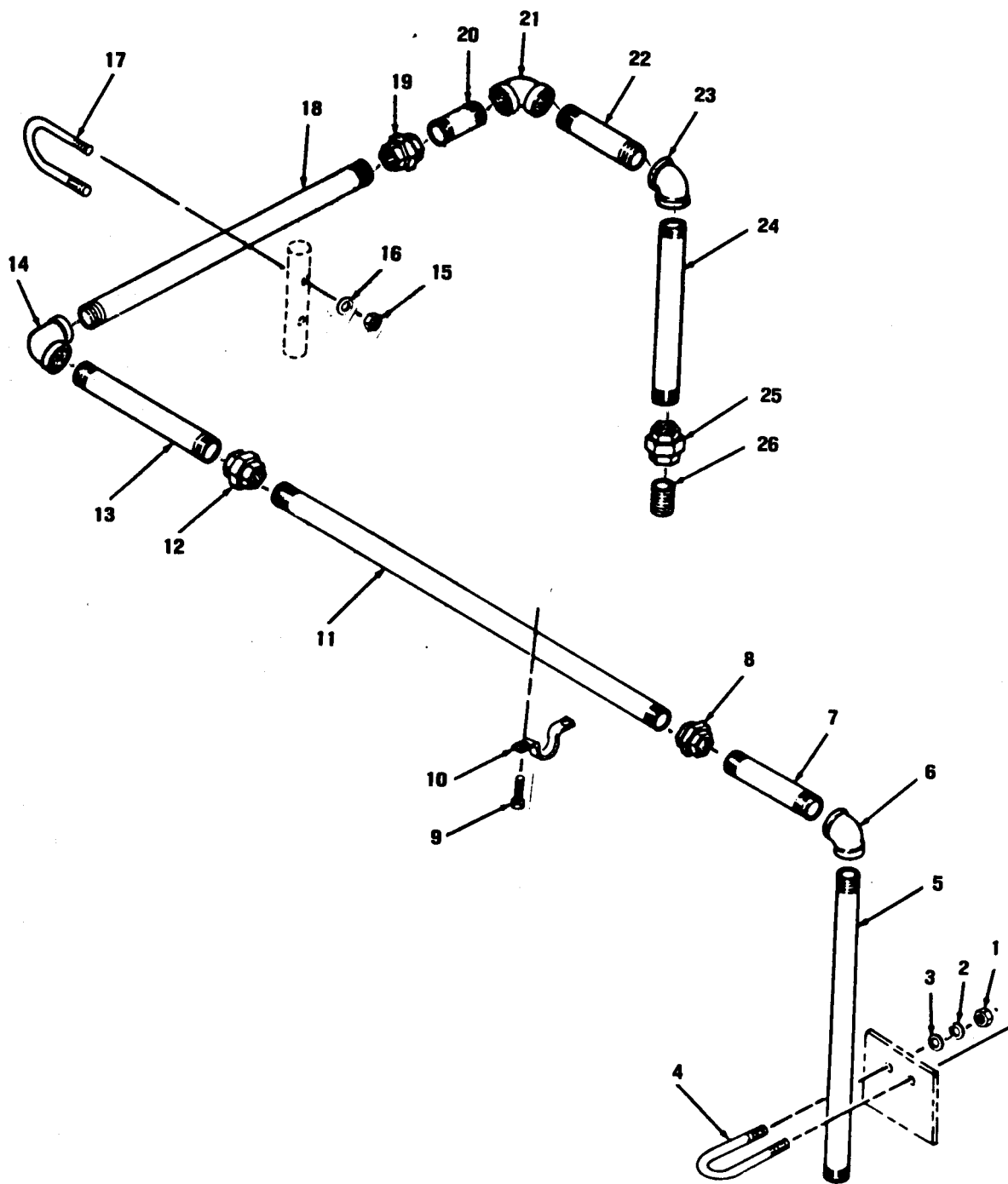


Figure 42. Coagulated Water Upper Section Piping

## SECTION II

TM 5-4610-221-20P

(1) ILLUSTRATION		(2)	(3)	(4)	(5)	(6)	(7)	(8)
(a) FIG NO	(b) ITEM NO	SMR CODE	NATIONAL STOCK NUMBER	FSCM	PART NUMBER	DESCRIPTION  USABLE ON CODE	1/1	QTY INC IN UNIT
42	1	XBOZZ		36906	1551967-7	NUT,PLAIN,HEXAGONCLAMP,3/8-16THD.SIZE.....	A	2
42	2	PAOZZ	5310-00-953-8621	36906	1545904-77	WASHER,LOCKCLAMP,3/8IN.SCREWSIZE.....	A	2
42	3	PAOZZ	5310-00-080-6001	36906	1527183-14	WASHER,FLAT CLAMP,3/8IN.SCREWSIZE.....	A	2
42	4	XBOZZ		37402	3206E7350-225	CLAMP,PIPESTEEL,CADMIUMPLATED.....	A	1
42	5	XBOZZ		37402	3206E7350-50	PIPE,STEEL11/2-111/2THDSIZE,20IN.LG.....	A	1
42	6	PAOZZ	1730-00-249-3921	31341	1WP521TY1	ELBOW,PIPE.....	A	1
42	7	XBOZZ		37402	3218E0600-154	NIPPLE,PIPE11/2-111/2THDSIZE,7IN.LG.....	A	1
42	8	XBOZZ	1730-00-189-2424	37402	3218E0475-7	UNION,PIPE11/2-111/2THDSIZE.....	A	1
42	9	PAOZZ	5305-00-068-0501	36906	1590725-5	BOLT,TCCGLECLAMP.....	A	2
42	10	PAOZZ	5340-00-921-6595	36906	1521334-32	CLAMP,LOOP.....	A	1
42	11	XBOZZ	1730-00-188-1871	37402	3218E0600-64	NIPPLE,PIPE11/2-111/2THDSIZE,43IN.LG.....	A	1
42	12	XBOZZ	1730-00-189-2424	37402	3218E0476-7	UNION,PIPE11/2-111/2THDSIZE.....	A	1
42	13	XBOZZ		37402	3218E0600-256	NIPPLE,PIPE11/2-111/2THDSIZE,111/4IN.LG.....	A	1
42	14	XBOZZ	1730-00-249-3921	37402	3218E0058-8	ELBOW,PIPE90DEG,11/2-111/2THDSIZE.....	A	1
42	15	XBOZZ		36906	1551967-7	NUT,PLAIN,HEXAGONCLAMP,3/8-16THD.SIZE.....	BQB	A
42	15	PAOZZ	5310-00-732-0551	36906	1551967-8	NUT,PLAIN,HEXAGON.....	BXF	A
42	16	PAOZZ	5310-00-953-8621	36906	1545904-77	WASHER,LOCKCLAMP,3/8IN.SCREWSIZE.....	A	2
42	17	XBOZZ		37402	3206E7350-16	CLAMP,PIPESTEEL,CADMIUMPLATED.....	BQB	A
42	17	PAOZZ	5306-01-090-4851	37402	3206E7350-63	BOLT,U.....	BXF	A
42	18	XBOZZ		37402	3206E7350-202	PIPE,STEEL11/2-111/2THDSIZE,36IN.LG.....	A	1
42	19	XBOZZ	1730-00-189-2424	37402	3218E0476-7	UNION,PIPE11/2-111/2THDSIZE.....	A	1
42	20	PAOZZ	1730-00-196-1571	36906	1551953-178	NIPPLE,PIPE.....	A	1
42	21	XBOZZ	1730-00-249-3921	37402	3218E0058-8	ELBOW,PIPE90DEG,11/2-111/2THDSIZE.....	A	1
42	22	XBOZZ		37402	3218E0600-151	NIPPLE,PIPE11/2-111/2THDSIZE,5IN.LG.....	A	1
42	23	XBOZZ	1730-00-249-3921	37402	3218E0058-8	ELBOW,PIPE90DEG,11/2-111/2THDSIZE.....	A	1
42	24	PAOZZ	1730-00-890-1121	36906	1551873-1808	NIPPLE,PIPE.....	A	1
42	25	XBOZZ	1730-00-189-2424	37402	3218E0476-7	UNION,PIPE11/2-111/2THDSIZE.....	A	1
42	26	PAOZZ	1730-00-196-1571	36906	1551953-178	NIPPLE,PIPE.....	A	1

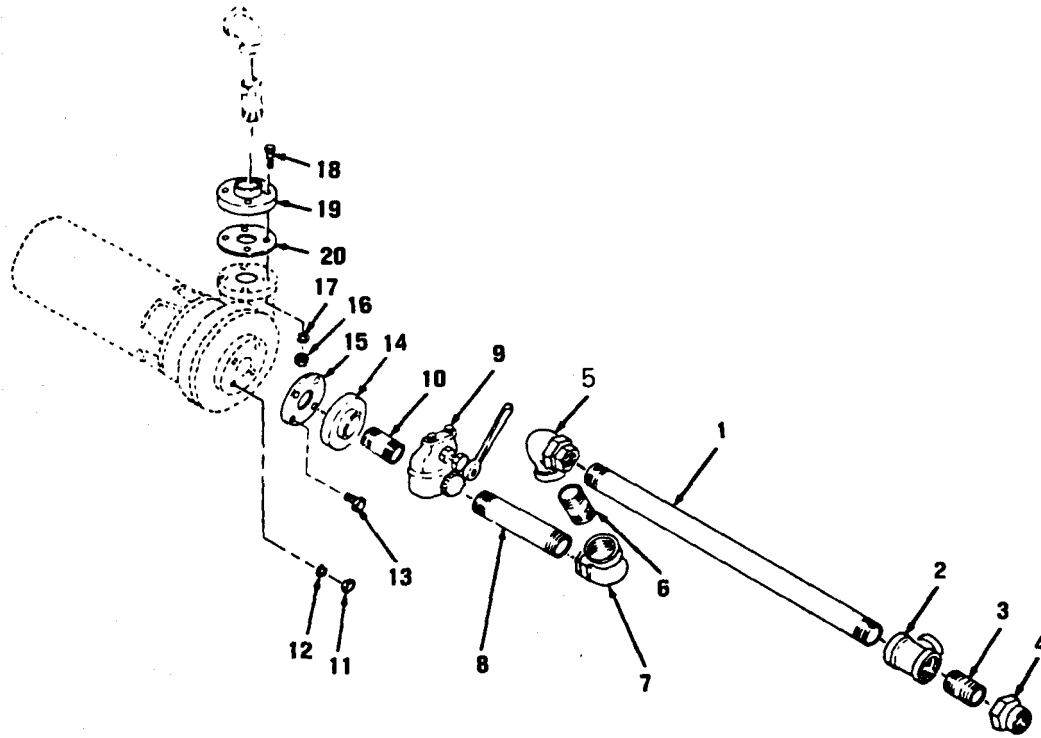


Figure 43. Coagulated Water, Lower Section Piping to Pump

SECTION II

TM 5-4610-221-20P

(1) LUSTERATION		(2)	(3)	(4)	(5)	(6)	(7)	(8)
(a) FIG NO	(b) ITEM NO	SMR CODE	NATIONAL STOCK NUMBER	FSCM	PART NUMBER	DESCRIPTION  USABLE ON CODE	U/M	QTY INC IN UNIT
43	1	XBJZZ		97403	13206E7350-228	PIPE, STEEL TEE TO EL BOW, 1 1/2-11 1/2 THD SIZE, 21 3/4 IN. LG.	E A	1
43	2	XBJZZ	4730-00-265-9746	97403	13218E0055-54	TEE, PIPE PIPE TO NIPPLE, TWO ENDS, 1 1/2-11 1/2 THD SIZE, OTHER END, 1/2-14 THD SIZE.....	E A	1
43	3	PAJZZ	4730-00-196-2059	96906	M551953-1218	NIPPLE, PIPE.....	E A	1
43	4	PAJZZ	4730-00-193-0897	81348	HW-P-471	BUSHING, REDUCING.....	E A	1
43	5	PAJZZ	4730-00-493-8392	97403	13208E9863-1	ELBOW, UNION PIPE TO NIPPLE, 1 1/2-11 1/2 THD. SIZE.....	E A	1
43	6	XBJZZ		97403	13218E0600-149	NIPPLE, PIPE ELBOW TO EL BOW, 1 1/2-11 1/2 THD SIZE, 4 IN. LG....	E A	1
43	7	PAJZZ	4730-00-493-8392	97403	13208E9863-1	ELBOW, UNION PIPE TO NIPPLE, 1 1/2-11 1/2 THD. SIZE.....	E A	1
43	8	PAJZZ	4730-00-196-2061	96906	M551953-1698	NIPPLE, PIPE.....	E A	1
43	9	PAJZZ	4820-00-266-9494	97403	13206E7350-206	VALVE, GATE, BRONZE 1-1/2-11 1/2 THD. SIZE.....	BQB E A	1
43	9	PAJZZ	4820-00-266-9494	91340	0001384	VALVE, GATE.....	BXF E A	1
43	10	PAJZZ	4730-00-196-2061	96906	M551953-1698	NIPPLE, PIPE.....	E A	1
43	11	XBJZZ		96906	M551967-13	NUT, PLAIN, HEXAGON FLANGE TO PUMP, 1/2-13 THD. SIZE.....	E A	4
43	12	PAJZZ	5310-00-935-8984	96906	M545904-84	WASHER, LOCK FLANGE TO PUMP, 1/2 IN. SCREW SIZE.....	E A	4
43	13	PAJZZ	5305-00-964-0589	96906	M590725-115	SCREW, CAP, HEXAGON FLANGE TO PUMP, 1/2-13 THD. SIZE, 2 IN. LG....	E A	4
43	14	XBJZZ		97403	13218E0032-3	FLANGE, PIPE TO PUMP.....	E A	1
43	15	PAJZZ		97403	13206E7350-80	GASKET FLANGE.....	BQB E A	1
43	15	PAJZZ	5330-01-078-2381	97403	13206E7350-216	GASKET.....	BXF E A	1
43	16	XBJZZ		96906	M551967-13	NUT, PLAIN, HEXAGON FLANGE TO PUMP, 1/2-13 THD. SIZE.....	E A	4
43	17	PAJZZ	5310-00-935-8984	96906	M545904-84	WASHER, LOCK FLANGE TO PUMP, 1/2 IN. SCREW SIZE.....	E A	4
43	18	PAJZZ	5305-00-964-0589	96906	M590725-115	SCREW, CAP, HEXAGON FLANGE TO PUMP, 1/2-13 THD. SIZE, 2 IN. LG....	E A	4
43	19	XBJZZ		97403	13218E0032-2	FLANGE, PIPE TO PUMP.....	E A	1
43	20	PAJZZ	5330-01-078-2382	97403	13206E7350-221	GASKETS, FLANGE.....	E A	1

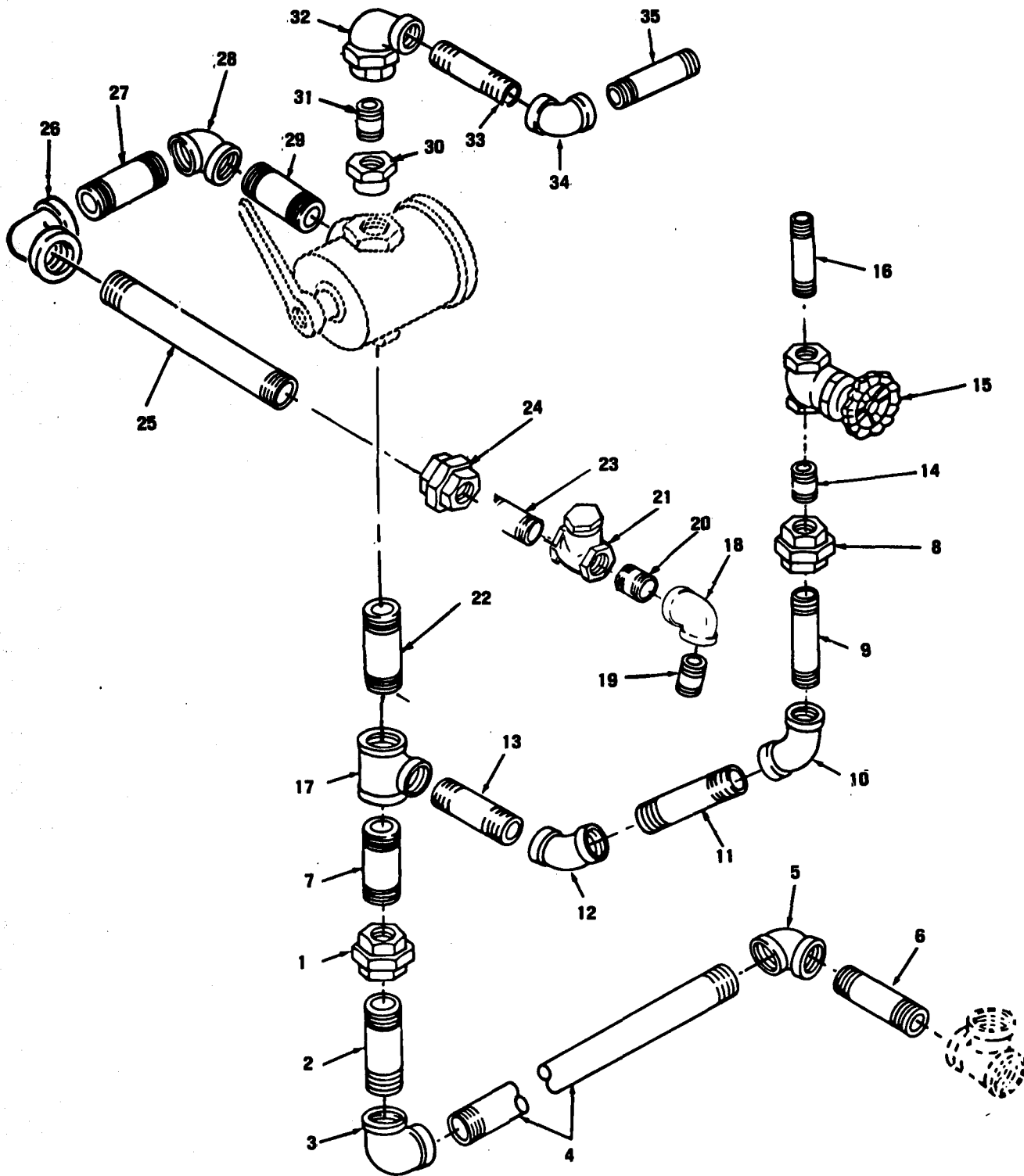


Figure 44. Coagulated Water, Lower Section Piping from Pump

## SECTION II

TM 5-4610-221-20P

(1) ILLUSTRATION		(2)	(3)	(4)	(5)	(6)	(7)	(8)
(a) FIG NO	(b) ITEM NO	SMR CODE	NATIONAL STOCK NUMBER	FSCM	PART NUMBER	DESCRIPTION	U/M	QTY INC IN UNIT
						USABLE ON CODE		
44	1	XBDZZ		97403	13206E7432-21	UNION, PIPE NIPPLE TO NIPPLE, 1 1/2- 1 1/2 THD SIZE .....	EA	1
44	2	XBDZZ		97403	13218E0600-149	NIPPLE, PIPE UNION TO ELBOW, 1 1/2- 1 1/2 THD SIZE .....	EA	1
44	3	XBDZZ	4730-00-249-3521	97403	13218E0058-8	ELBOW, PIPE PIPE TO ELBOW, 1 1/2- 1 1/2 THD SIZE .....	EA	1
44	4	XBDZZ		97403	13206E7350-191	NIPPLE, PIPE ELBOW TO ELBOW, 1 1/2- 1 1/2 THD SIZE, 1 1/2 IN. LG.....	EA	1
44	5	XBOZZ		97403	13218E0058-8	ELBOW, PIPE .....	EA	1
44	6	XBDZZ	4730-00-196-2061	97403	13218E0600-142	NIPPLE, PIPE ELBOW TO TEE, 1 1/2- 1 1/2 THD SIZE, CLOSE .....	EA	1
44	7	XBOZZ		97403	13218E0600-142	NIPPLE, PIPE, TEE TO UNION .....	EA	1
44	8	PAOZZ	4730-00-222-8544	97403	13212E6905-4	COUPLING, PIPE, NIPPLE TO UNION .....	EA	1
44	9	XBDZZ		97403	13218E0600-87	NIPPLE, PIPE COUPLING TO ELBOW, 3/4- 14 THD SIZE, 3 IN. LG.....	EA	1
44	10	XBDZZ	4730-00-246-9188	97403	13218E0059-5	ELBOW, PIPE NIPPLE TO NIPPLE, 45 DEG, 3/4- 14 THD SIZE .....	EA	1
44	11	XBDZZ		97403	13206E7432-32	NIPPLE, PIPE ELBOW TO ELBOW, 3/4- 14 THD SIZE, 5 1/4 IN. LG.....	EA	1
44	12	XBDZZ	4730-00-246-9188	97403	13218E0059-5	ELBOW, PIPE NIPPLE TO NIPPLE, 45 DEG, 3/4- 14 THD SIZE .....	EA	1
44	13	XBDZZ		97403	13206E7432-30	NIPPLE, PIPE ELBOW TO TEE, 3/4- 14 THD SIZE, CLOSE .....	EA	1
44	14	XBDZZ		97403	13218E0600-87	NIPPLE, PIPE COUPLING TO VALVE, 3/4- 14 THD SIZE, 2 1/4 IN. LG....	EA	1
44	15	PAJZZ	4820-00-268-9154	97403	13218E0477-4	VALVE, GATE 3/4- 14 THD SIZE .....	EA	1
44	16	XBDZZ		97403	13218E0600-86	NIPPLE, PIPE VALVE TO FILTER, 3/4- 14 THD SIZE, 2 1/4 IN. LG.....	EA	1
44	17	XBDZZ		97403	13218E0055-53	TEE, REDUCING 1 1/2- 1 1/2 THD SIZE, 3/4- 14 THD SIZE .....	EA	1
44	18	XBDZZ		97403	13218E0058-7	ELBOW, PIPE NIPPLE TO NIPPLE .....	EA	1
44	19	XBDZZ		97403	13206E7350-201	NIPPLE, PIPE FLANGE TO ELBOW .....	EA	1
44	20	XBDZZ		97403	13206E7350-201	NIPPLE, PIPE ELBOW TO VALVE, 1 1/4- 1 1/2 THD SIZE, 3 1/4 IN. LG	EA	1
44	21	PAJZZ	4820-00-287-3057	97403	13218E0478-106	VALVE, CHECK .....	EA	1
44	22	XBOZZ		97403	13218E0600-142	NIPPLE, PIPE, TEE TO VALVE .....	EA	1
44	23	XBDZZ		97403	13206E7350-201	NIPPLE, PIPE UNION TO VALVE, 1 1/4- 1 1/2 THD SIZE, 3 1/4 IN. LG	EA	1
44	24	XBDZZ	4730-00-240-1671	97403	13218E0476-6	UNION, PIPE NIPPLE TO NIPPLE, 1 1/4- 1 1/2 THD SIZE .....	EA	1
44	25	XBDZZ		97403	13206E7350-187	NIPPLE, PIPE UNION TO ELBOW, 1 1/4- 1 1/2 THD SIZE, 6 1/2 IN. THD SIZE .....	EA	1
44	26	XBDZZ		97403	13218E0059-15	ELBOW, REDUCING NIPPLE TO NIPPLE, 90 DEG, 1 1/2- 1 1/2 THD SIZE, 1 1/4- 1 1/2 THD SIZE .....	EA	1
44	27	XBDZZ		97403	13218E0600-151	NIPPLE, PIPE ELBOW TO ELBOW, 1 1/2- 1 1/2 THD SIZE, 5 IN. LG....	EA	1
44	28	XBDZZ	4730-00-196-2061	97403	13218E0600-142	NIPPLE, PIPE ELBOW TO VALVE, 1 1/2- 1 1/2 THD SIZE, CLOSE .....	EA	1
44	29	XBDZZ	4730-00-249-3921	97403	13218E0058-8	ELBOW, PIPE NIPPLE TO VALVE, 90 DEG, 1 1/2- 1 1/2 THD SIZE .....	EA	1
44	30	XBDZZ		97403	13218E0468-24	BUSHING REDUCING 1 1/2- 1 1/2 THD SIZE, 1/2- 14 THD SIZE .....	EA	1
44	31	XBDZZ		97403	13206E7350-189	NIPPLE, PIPE BUSHING TO ELBOW, 1/2- 14 THD SIZE, CLOSE .....	EA	1
44	32	PAOZZ	4730-00-222-8549	97403	13212E6904-1	ELBOW, PIPE 1/2- 14 THD. SIZE .....	EA	1
44	33	XBDZZ		97403	13206E7432-28	NIPPLE, PIPE 1/2- 14 THD SIZE, 3 1/4 IN. LG .....	EA	1
44	34	PAJZZ	4730-00-222-8549	97403	13212E6904-1	ELBOW, PIPE 90 DEG: 1:2X14 THD SIZE .....	EA	1
44	35	XBDZZ		97403	13206E7432-26	NIPPLE, PIPE 1/2- 14 THD SIZE, 2 3/4 IN. LG .....	EA	1




Figure 45. Coagulated Water Piping Support



SECTION II

TM 5-4610-221-20P

(1) LUSTRATION		(2) SMR CODE	(3) NATIONAL STOCK NUMBER	(4) FSCM	(5) PART NUMBER	(6) DESCRIPTION  USABLE ON CODE	(7) U/M	(8) QTY INC IN UNIT
(a) FIG NO	(b) ITEM NO							
45	1	XBJZZ		81349	13206E7350-21	CAP, PLAST (C) PIPE, SIZE 3/4.....	E A	1
45	2	XBJZZ		97403	13206E7350-51	PIPE, STEEL 1 1/2-1 1/2 THD SIZE, 36 IN. LG.....	E A	1
45	3	PA0ZZ	4730-00-249-3921	81348	WMP521TYI	ELBOW, PIPE.....	E A	1
45	4	PAJZZ	4730-00-359-5631	96906	MS51953-1698	NIPPLE, PIPE.....	E A	1
45	5	PAJZZ	5305-00-142-5051	96906	MS24625-60	SCREW, MACHINE FLANGE MTG.....	E A	4
45	6	XBJZZ		96906	MS35338-48	FLANGE, PIPE.....	E A	1

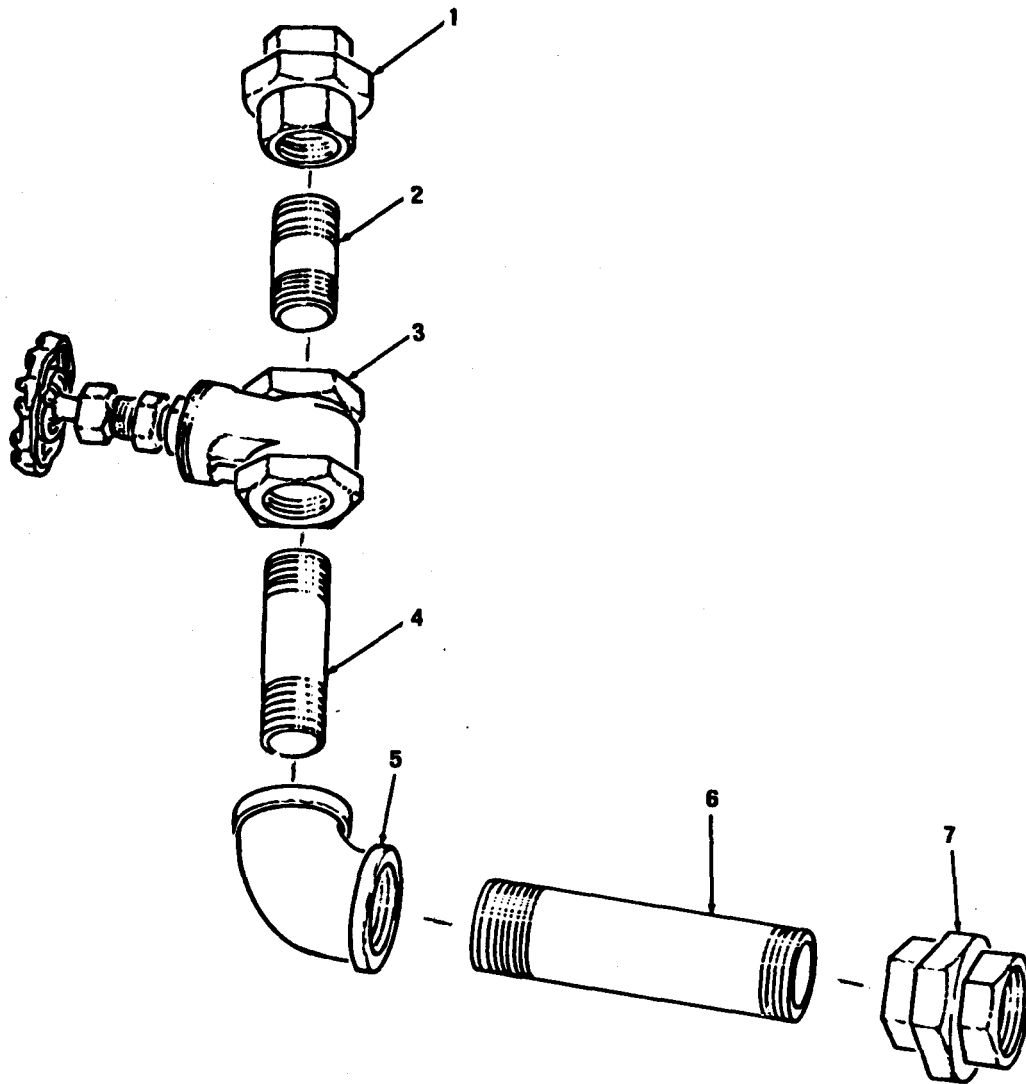


Figure 46. Erdiator Coagulated Water Pipe

## SECTION II

TM 5-4610-221-20P

(1) ILLUSTRATION		(2)	(3)	(4)	(5)	(6)	(7)	(8)
(a) FIG NO	(b) TEM NO.	SMR CODE	NATIONAL STOCK NUMBER	FSCM	PART NUMBER	DESCRIPTION  USABLE ON CODE	/	QTY INC IN
46	1	(BDZZ	730-00-189-2624	1740	3218E0476-7	UNION, PIPE 1 1/2-1 1/2 THD SIZE.....	A	1
46		(ADZZ	730-00-196-2074	1690	1551953-1718	NIPPLE, PIPE.....	A	1
46		(BDZZ	820-00-268-9151	1740	3218E0477-7	VALVE, GATE.....	A	1
46		(BDZZ		1740	3218E0600-149	NIP PLE, PIPE VALVE TO EL BOW, 1 1/2-1 1/2 THD SIZE, 4 IN. LG.... BQB	A	1
46		XBOZZ		1740	3218E0600-144	NIPPLE, PIPE, VALVE TO ELBOW..... BXF	A	1
46		(ADZZ	730-00-249-3921	1134	1WP521TY1	ELBOW, PIPE 90 DEG. 1 1/2 IN.....	A	1
46	4	(BDZZ		1740	3218E0600-151	NIP PLE, PIPE ELBOW TO UN ION, 1 1/2-1 1/2 THD SIZE, 5 IN. LG.... BQB	A	1
46	4	(BDZZ		1740	3206E7350-158	NIPPLE, PIPE..... BXF	A	1
46		(BDZZ	730-00-189-2624	1740	3218E0476-7	UNION, PIPE 1 1/2-1 1/2 THD SIZE.....	A	1

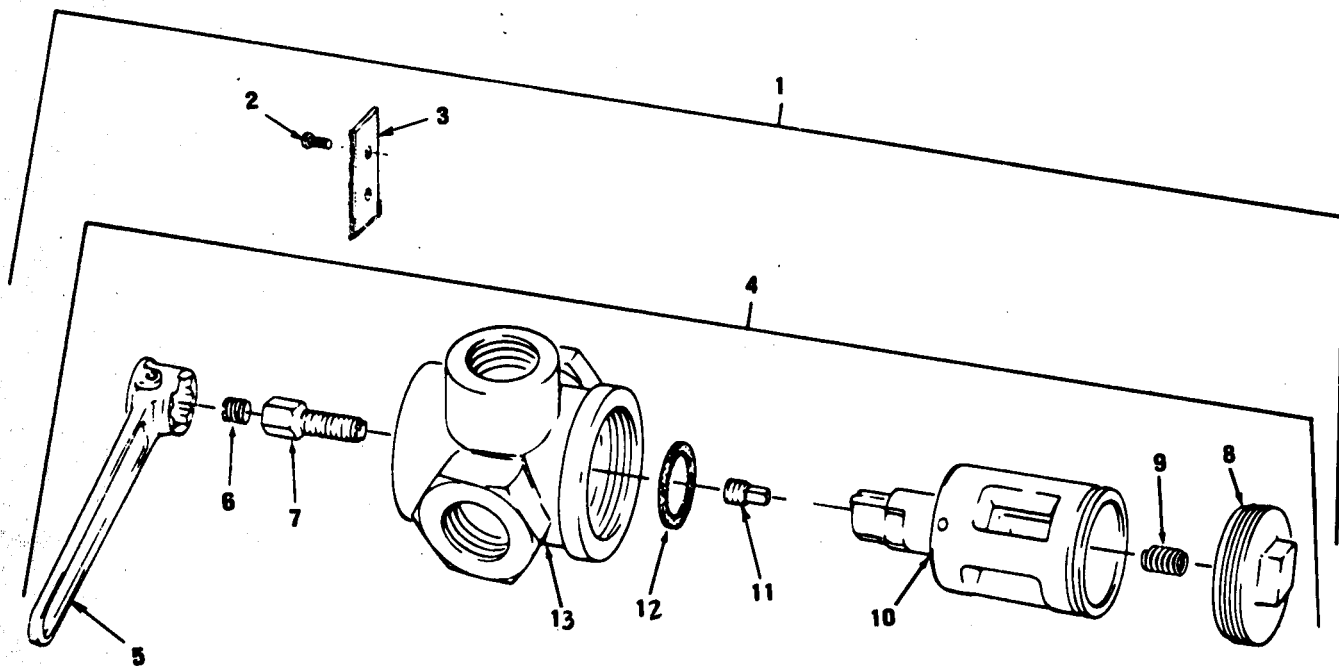


Figure 47. Effluent Valve Assembly

SECTION II

TM 5-4610-221-20P

(1) LUSTERATION		(2)	(3)	(4)	(5)	(6)	(7)	(8)
(a) FIG NO	(b) ITEM NO	SMR CODE	NATIONAL STOCK NUMBER	FSCM	PART NUMBER	DESCRIPTION  USABLE ON CODE	U/M	QTY INC IN UNIT
47	1	PACZZ	4820-00-448-5199	97403	13212E6899	VALVE ASS EMBLY, EFFLUENT.....	EA	1
47	2	PAOZZ	5305-00-253-5612	96906	MS21318-15	SCREW, DRIVE.....	EA	2
47	3	XBOZZ		97403	13206E7535	PLATE, INDICATOR.....	EA	1
47	4	PAJZZ	4820-00-448-5199	91340	B101-15 TYPE B	VALVE, PLUG.....	EA	1
47	5	PAJZZ	5120-00-168-5253	91340	A101-10	WRENCH.....	EA	1
47	6	PAJZZ	4730-00-278-6307	30327	1178	PLUG LUBRICATING SCREW, 1/4-18 THD. SIZE.....	EA	1
47	7	XBOZZ	4730-00-138-8195	91340	A101-2	SCREW, LUBRICATING.....	EA	1
47	8	XBJZZ		91340	A101-9	PLATE, BASE.....	EA	1
47	9	XBJZZ		07611	9-1204-21	SPRING.....	EA	1
47	10	XAJZZ		21348	QQL225	PLUG, CENTER, BRONZE.....	EA	1
47	11	XBOZZ	4820-00-407-4882	91340	B101-4	VALVE, CHECK.....	EA	1
47	12	PAOZZ	5330-00-573-7672	91340	A12151	SEAL.....	EA	1
47	13	XAJZZ		81348	QQL225	BODY, BRONZE.....	EA	1

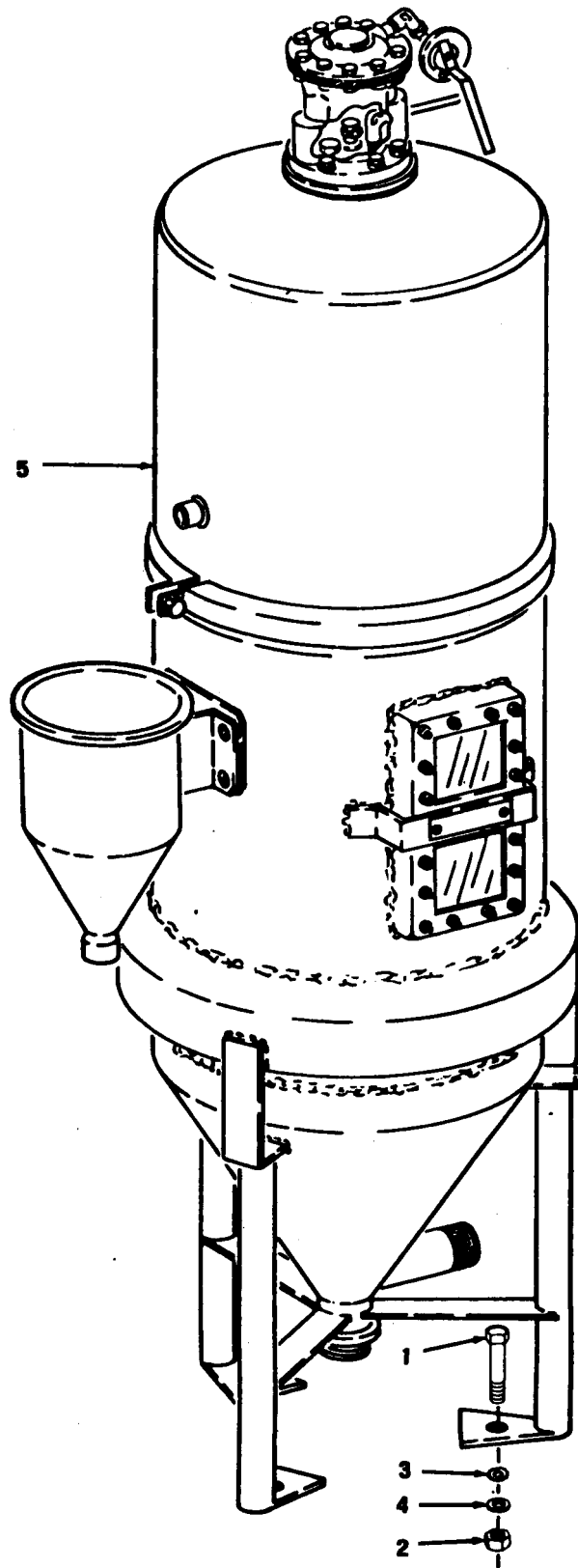


Figure 48. Filter Assembly

SECTION II

TM 5-4610-221-20P

(1) ILLUSTRATION		(2)	(3)	(4)	(6)	(7)	(8)
(a) FIG No	(b) ITEM NO	SMR CODE	NATIONAL STOCK NUMBER	FSCM	PART NUMBER	DESCRIPTION  USABLE ON CODE	QTY INC IN UNIT
48		BZZZ	5305-00-018-9311	17402	3206E7350-25	SCREW, CAP, HEXAGON FILTER MUG, 1/2-13 THD. SIZE, 6-1/2 IN. LG. . . . . BQB	A 3
48		AZZZ	5305-01-063-7022	17402	3218E0021-1	SCREW, CAP, HEXAGON FILTER MUG . . . . . BXF	A 3
48		BZZZ		16906	1551967-13	NUT, PLAIN, HEXAGON FILTER MUG, 1/2-13 THD SIZE . . . . . BQB	A 3
48		AZZZ	5310-00-768-0211	16906	1551967-14	NUT, PLAIN, HEXAGON FILTER MUG . . . . . BXF	A 3
48		AZZZ	5310-00-935-8584	16906	1545904-84	54 ASSEMBLY, LOCK FILTER MUG, INTERNAL-EXTERNAL TEETH, 1/2 IN. SCREW SIZE . . . . . BQB	A 3
48		AZZZ	5310-00-809-5991	16906	1527183-18	WASHER, FLAT FILTER MUG . . . . . BXF	A 3
48		AZZZ	5310-00-809-5991	16906	1527183-18	WASHER, FLAT FILTER MUG, 1/2 IN. SCREW SIZE . . . . . BQB	A 3
48		AZZZ	5310-00-935-8584	16906	1545904-84	WASHER, LOCK FILTER MUG . . . . . BXF	A 3
48		BZZZ		17402	3206E7432	FILTER ASSEMBLY . . . . .	A 1

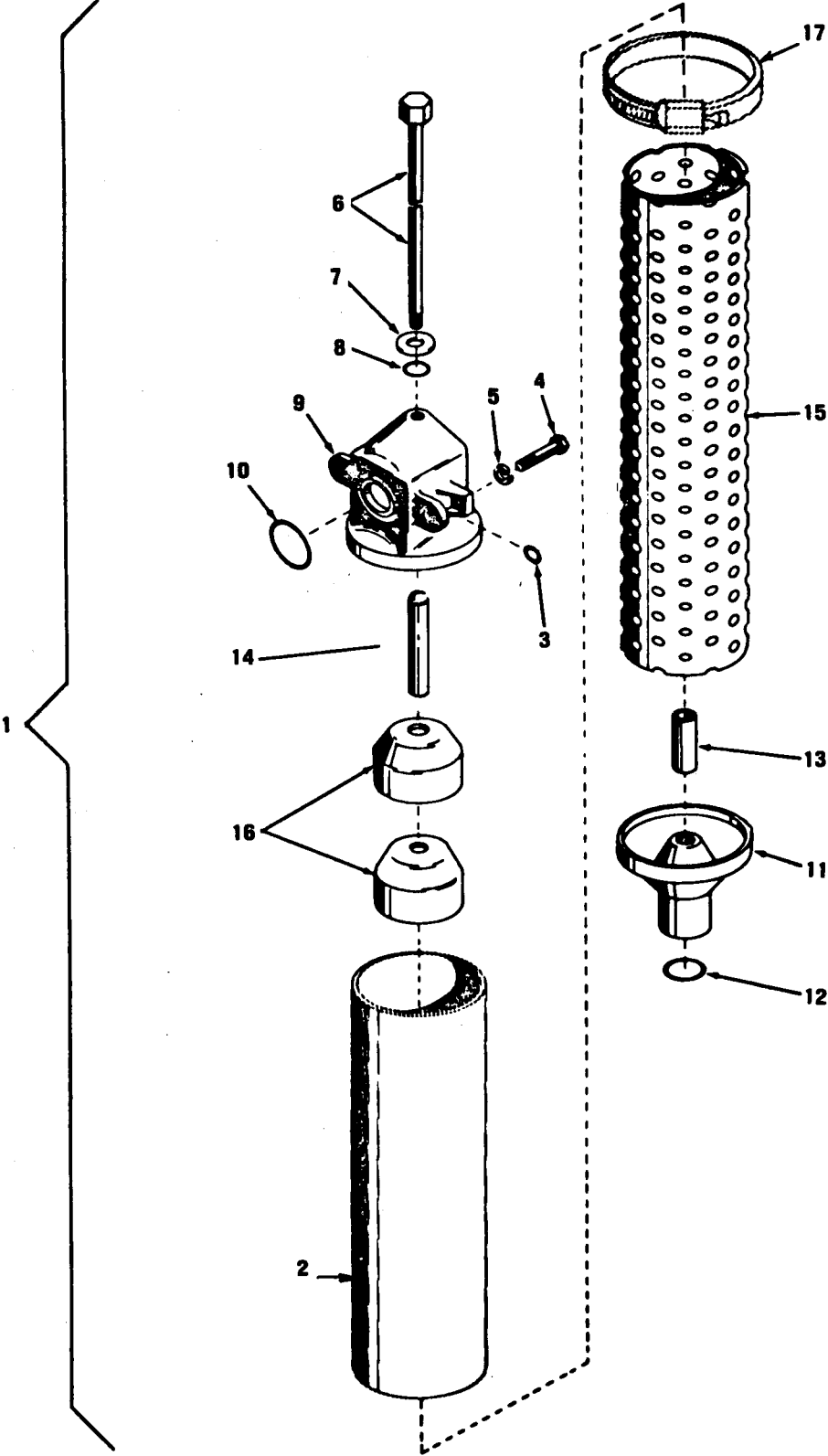


Figure 49. Filter Element Assembly



SECTION II

TM 5-4610-221-20P

(1) LUSTRATION		(2) SMR CODE	(3) NATIONAL STOCK NUMBER	(4) FSCM	(5) PART NUMBER	(6) DESCRIPTION  USABLE ON CODE	(8) QTY INC IN UNIT
(a) FIG NO.	b) EM IO						
49	1	XBOZZ	4330-00-223-4860	97403	13206E7442	..FILTER ELEMENT ASSE.....	6
49	2	PAOZZ	4330-00-806-0025	91340	C12417	..S LEEVE, FILTER.....	6
49	3	XBJZZ	5365-00-550-5936	96906	MS16624-4034	..RING, RETAINING.....	12
49	4	PAJZZ	5305-00-455-0315	96906	MS35307-367	..SCREW, CAP, HEXAGON ELEMENT M TG, FILTER, 3/8-16 THD. SIZE, 2-1/4 IN. LG.....	12
49	5	XBOZZ	5310-00-984-7042	96906	MS35338-141	..WASHER, LOCK ELEMENT M TG.....	12
49	6	XBJZZ		97403	13206E7443-2	..ROD, FILTER ELEMENT.....	6
49	7	PAOZZ	5310-00-773-7618	96906	MS15795-814	..WASHER, FLAT ELEMENT ROD, 3/8 IN. SCREW SIZE.....	6
49	8	PAJZZ	5330-00-248-3836	96906	MS29513-012	..PACKING, PREFORMED ELEMENT.....	6
49	9	XBJZZ		97403	13206E7453	..CAP, TOP FILTER ELEMENT.....	6
49	10	PAOZZ	5330-00-245-1092	96906	MS29513-219	..PACKING, PREFORMED FILTER BRACKET, UPPER.....	6
49	11	XBJZZ		97403	13206E7444	..CAP, BOTTOM, FILTER ELEMENT, LOWER.....	6
49	12	PAJZZ	5330-00-250-0226	96906	MS29513-212	..PACKING, PREFORMED LOWER BRACKET.....	6
49	13	XBOZZ		97403	13206E7442-7	..SPACER, FILTER ELEMENT.....	6
49	14	MOJZZ		97403	13206E7442-15	..SPACER MFR FROM, TUBE, NSV, 4710-00-709-0441(4 9/16 IN. REQUIRED).....	6
49	15	XBJZZ	710-01-056-2553	97403	13207E7447	..TUBE ASSEMBLY FILTER ELEMENT.....	6
49	16	PAJZZ	610-00-678-5805	92009	13206E7450	..CUP, PLASTIC FILTER ELEMENT.....	12
49	17	PAJZZ	730-00-908-6293	96906	MS35842-15	..CLAMP ELEMENT ASSY.....	6

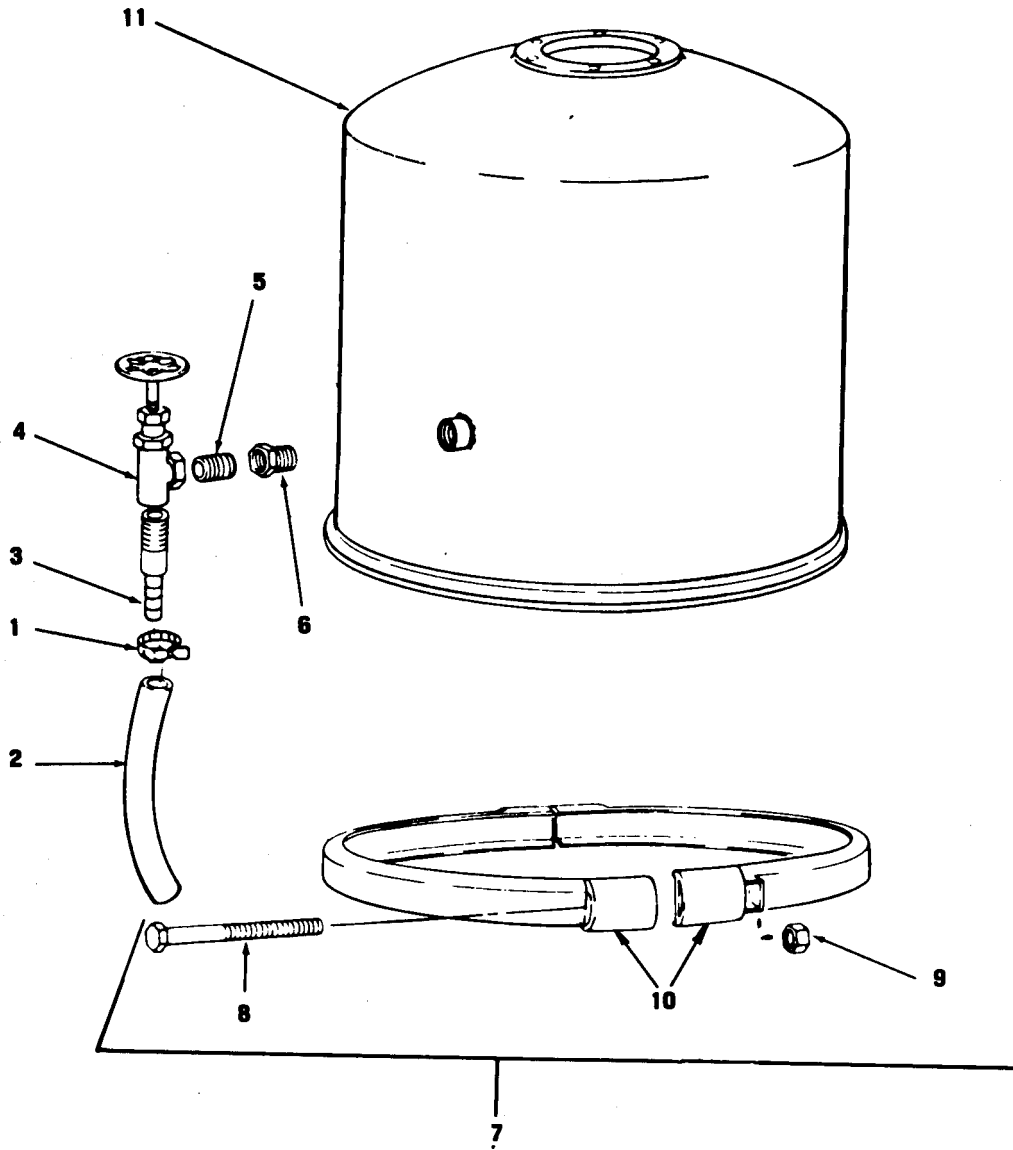


Figure 50. Filter Upper Housing

SECTION II

TM 5-4610-221-20P

(1) ILLUSTRATION		(2)	(3)	(4)	(6)		(7)	(8)
(a) FIG NO	(b) ITEM NO	SMR CODE	NATIONAL STOCK NUMBER	FSCM	PART NUMBER	DESCRIPTION	USABLE ON CODE	QTY IN UNIT
50		AJZZ	1730-00-908-319	16906	1S35842-10	. CLAMP, HOSE FILTER PIPING.....		A 1
50		ICJZZ		17403	3206E7400-54	. TUBING, FILTER MFR FROM, TUBING, NSN, 4710-00-709-0441 (8 IN. REQUIRED).....		A 1
50		KBJZZ		17403	3206E7432-61	. NIPPLE, PIPE TO HOSE FILTER TO PRECOAT FUNNEL, 3/8-18 THD SIZE, 11/2 IN. LG.....	BQB	A 1
50		ADZZ	1730-00-761-853	16906	1S51953-52	. NIPPLE, PIPE.....	BXF	A 1
50		AJZZ	1820-00-203-365	17403	3206E7432-62	. VALVE, ANGLE BRASS OR BRONZE, FEMALE, 3/8-18 THD. SIZE.....	BQB	A 1
50		AJZZ	1820-00-203-365	17403	3218E0478-36	. VALVE, ANGLE.....	BXF	A 1
50		KBJZZ		10327	3208E9857-4	. ADAPTER 3/8-18 THD SIZE, FOR 1/2 IN. ID TUBE.....		A 1
50		KBJZZ	1730-00-193-087	17403	3218E0468-24	. BUSHING, PIPE, FILTER PLUG.....		A 1
50		KBJZZ		17403	3212E6902	. CLAMP, FILTER SHELL UPPER DOME.....		A 1
50	1	ADZZ	1305-00-941-363	16906	1S35307-478	. .S CREW, CAP, HEXAGON CLAMP RETAINING, 5/8-11 THD. SIZE, 6 IN. LG.		A 1
50		AJZZ	1310-00-764-660	16906	1S51971-7	. .NUT, PLAIN, HEXAGON CLAMP RETAINING, 5/8-11 THD. SIZE.....		A 2
50	11	KBJZZ		17403	3212E6879	. .CLAMP, HALF.....		A 2
50	1	KDJZZ	1610-00-969-873	17403	3206E7435	. DOME, FILTER SHELL UPPER.....		A 1

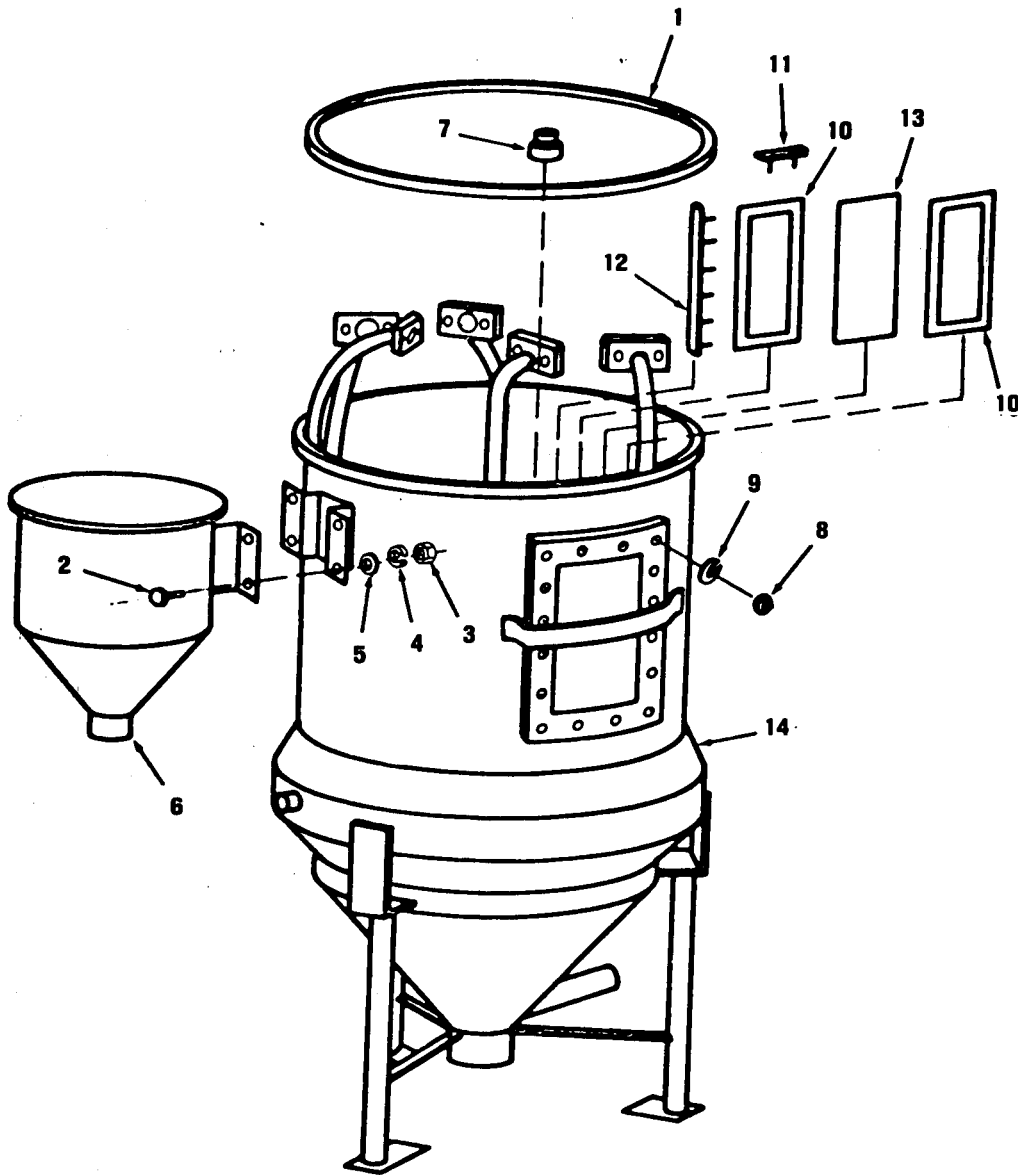


Figure 51. Filter Lower Housing

SECTION II

TM 5-4610-221-20P

(1) ILLUSTRATION		(2)	(3)	(4)	(5)	(6)	(7)	(8)
(a) FIG NO	(b) ITEM NO.	SMR CODE	NATIONAL STOCK NUMBER	FSCM	PART NUMBER	DESCRIPTION  USABLE ON CODE	U/M	QTY INC IN UNIT
51	1	PADZZ	5330-00-194-4473	81348	HHG156CLB	.GASKET,RUBBER, FLANGE,FILTER.....	E A	1
51	2	PADZZ	5305-00-021-3616	96906	MS35307-305	.SCREW,CAP,HEXAGON, FUNNEL MTG, 1/4-20 THD. SIZE ,5/8 IN. LG....	E A	4
51	3	XBJZZ		96906	MS35690-410	.NUT,PLAIN,HEXAGON, FUNNEL MTG, 1/4-20 THD SIZE.....	E A	4
51	4	XBJZZ		96906	MS35337-82	.WASHER, LOCK, FUNNEL MTG, 1/4 IN. SCREW SIZE.....	E A	4
51	5	PADZZ	5310-00-582-5677	96906	MS15795-810	.WASHER, FLAT, FUNNEL MTG, 1/4 IN. SCREW SIZE.....	E A	4
51	6	XAJZZ		97403	13206E7456	.FUNNEL,PRECOAT FILTER.....	E A	1
51	7	XBJZZ	4730-00-493-8351	97403	13206E7441	.ADAPTER, DISCHARGEPORT.....	E A	6
51	8	XBJZZ		96906	MS35690-410	.NUT,PLAIN,HEXAGON, WINDOW RETAINING, 1/4-20 THD SIZE.....	BQB E A	16
51	8	PADZZ	5310-00-903-5966	96906	MS51971-1	.NUT,PLAIN,HEXAGON.....	BXF A	16
51	9	XBJZZ		96906	MS35337-82	.WASHER, LOCK, WINDOW RETAINING, 1/4 IN. SCREW SIZE.....	BQB E A	16
51	9	PADZZ	5310-00-933-8121	96906	MS35338-139	.WASHER, LOCK.....	BXF E A	16
51	10	PADZZ	5330-01-076-4585	97403	13206E7439	.GASKET.....	BQB E A	1
51	10	PADZZ	5330-00-406-3223	97403	13206E7438	.GASKET, RUBBER, FILTER WINDOW, INNER.....	E A	1
51	11	XDJZZ	4610-00-970-0041	97403	13206E7437	.STRIP, SEALING, WINDOW, TOP AND BOTTOM.....	E A	2
51	12	XBJZZ	4610-00-886-2867	97403	13206E7436	.STRIP, SEALING, WINDOW, SIDES.....	E A	2
51	13	PADZZ	4610-00-952-6726	97403	13206E7440	.WINDOW, INSPECTION, FILTER.....	E A	1
51	14	XBJZZ	4610-00-817-9689	97403	13206E7433	.HOUSING, FILTER LOWER.....	E A	1

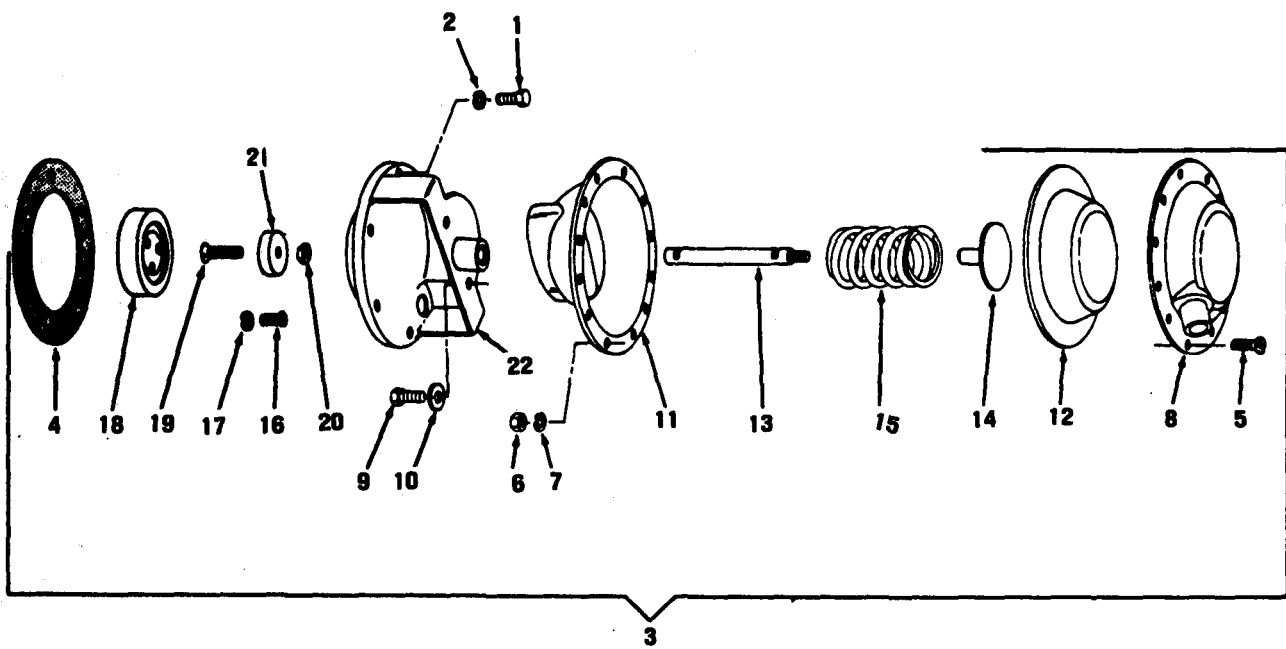


Figure 52. Filter Air Release Valve

## SECTION II

TM 5-46100-221-20P

(1) ILLUSTRATION		(2)	(3)	(4)	(6)		(8)
(a) FIG NO	(b) ITEM NO	SMR CODE	NATIONAL STOCK NUMBER	FSCM	PART NUMBER	DESCRIPTION  USABLE ON CODE	QTY INC IN UNIT
52	A0ZZ		305-00-576-541	7690	535307-360	SCREW, CAP, HEXAGON VALVE MTG, 3/8-16 THD. SIZE, 1 IN. LG.....	6
52	B3ZZ			7690	535337-84	WASHER, LOCK, VALVE MTG, 3/8 IN. SCREW SIZE.....	6
52	A3FF		820-00-493-687	3740	3206E7458	VALVE ASSEMBLY, AIR RELEASE, FILTER.....	1
FIGURE 53 NOT USED							

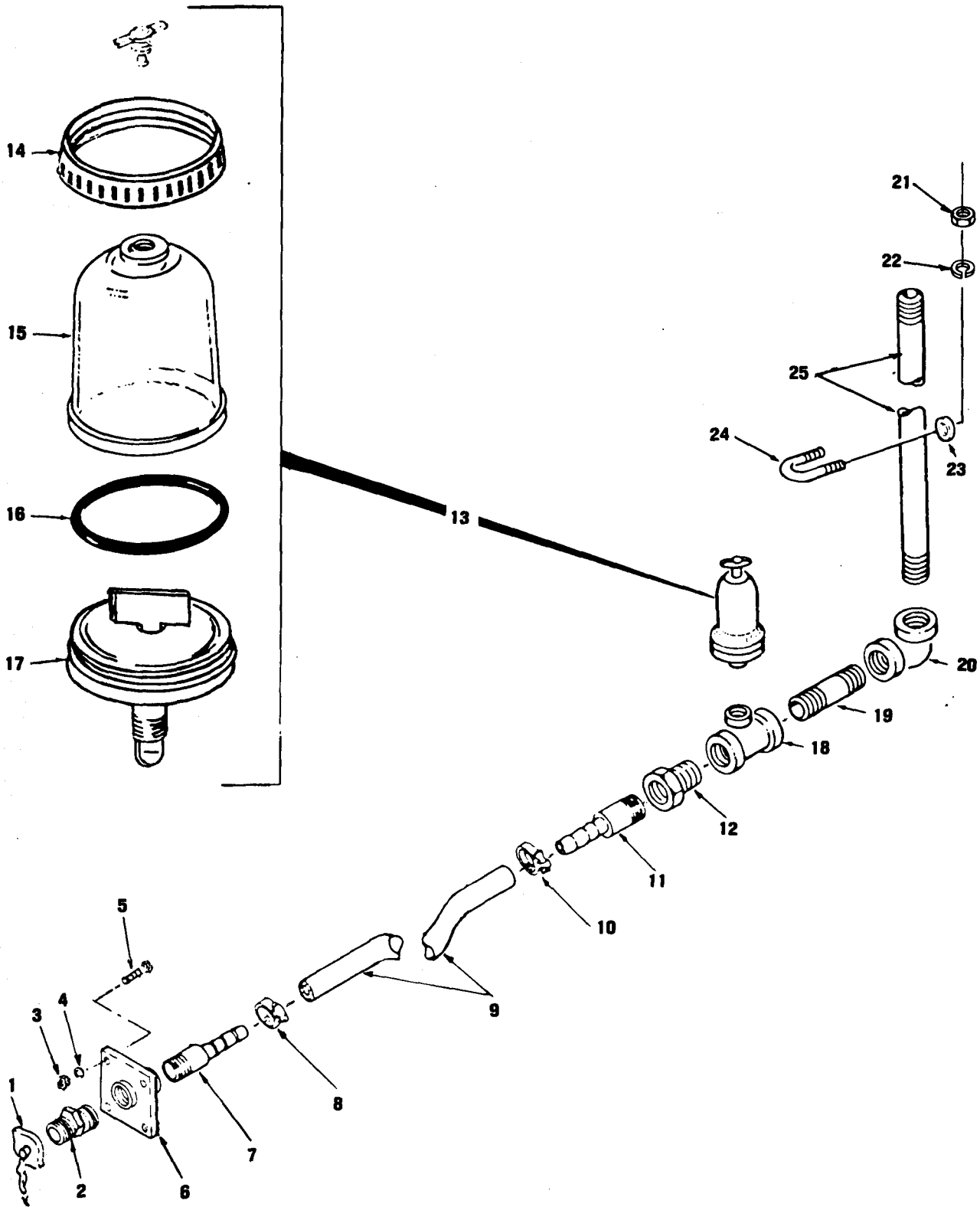


Figure 54. Raw Water Piping to Flow Indicator



## SECTION II

TM 5-4610-221-20P

(1) ILLUSTRATION		(2)	(3)	(4)	(5)	(6)	(7)	(8)
(a) FIG NO	(b) ITEM NO	SMR CODE	NATIONAL STOCK NUMBER	FSCM	PART NUMBER	DESCRIPTION	USABLE ON CODE	QTY INC IN UNIT
54	1	PAJZZ	4730-00-419-0451	97403	13211 E4545-3	CAP AND CHAIN.....	EA	1
54	2	XBZZ	4730-00-277-6E44	97403	13208 E4422-131	CONNECTION, WATER HOSE.....	EA	
54	3	PAJZZ		96906	M535690-502	NUT, PLAIN, HEXAGON, COUPLING MTG, 3/8-16 THD. SIZE.....	EA	4
54	4	PAJZZ	5310-00-637-9541	96906	M535338-46	WASHER, LOCK, PLATE COUPLING MTG, 3/8 IN. SCREW SIZE.....	EA	4
54	5	PAJZZ	5305-00-942-2196	96906	M590725-50	SCREW, CAP, HEXAGON, PLATE COUPLING MTG, 3/8-16 THD. SIZE.....	EA	4
54	6	XBZZ	4730-00-174-2808	97403	13208 E4462-1	COUPLING, PIPE.....	EA	1
54	7	PAJZZ	4730-00-803-3836	97403	13208 E9857-1	ADAPTER, STRAIGHT.....	EA	1
54	8	PAJZZ	4730-00-909-8E27	96906	M535842-13	CLAMP, HOSE.....	EA	1
54	9	XBZZ	4720-00-595-3114	97403	13206 E7350-219	HCS, WATER.....	EA	1
54	10	PAJZZ	4730-00-909-8E27	96906	M535842-13	CLAMP, HOSE.....	EA	1
54	11	PAJZZ	4730-00-803-3836	97403	13208 E9857-1	ADAPTER, STRAIGHT.....	EA	1
54	12	XBZZ	4730-00-193-0E57	97403	13218 E0458-27	BUSHING, REDUCING, FEMALE END, 1 1/2-1 1/2 THD SIZE, MALE END, 2-1 1/2 THD SIZE.....	EA	1
54	13	PAJZZ	6680-00-495-5744	97403	13204 E2145	INDICATOR ASSEMBLY.....	EA	1
54	14	XAJZZ		04049	33022	.RING, SIGHT GLASS.....	EA	1
54	15	PAJZZ	4310-00-413-3093	97403	13212 E6894	.BOWL, SEDIMENT.....	EA	1
54	16	PAJZZ	5330-00-298-9584	96906	M529513-334	.PACKING, BOWL.....	EA	1
54	17	XAJZZ		97403	13212 E6897	.BASE, SIGHT GLASS.....	EA	1
54	18	XBZZ	4730-00-2E5-9759	97403	13218 E0055-70	TEE, REDUCING, TWO ENDS, 2-1 1/2 THD SIZE, OTHER END, 3/4-14 THD SIZE.....	EA	1
54	19	XBZZ	4730-00-277-8859	97403	13218 E0600-167	PIPE, STEEL, 2-1 1/2 THD SIZE, 3 IN. LG.....	EA	1
54	20	XBZZ	4730-00-249-3522	97403	13218 E0058-9	ELEW, PIPE 90 DEG, 2-1 1/2 THD SIZE.....	EA	1
54	21	XBZZ		96906	M551967-7	NUT, PLAIN, HEXAGON, CLAMP, 3/8-16 THD. SIZE.....	EA	2
54	22	PAJZZ	5310-00-953-8E28	96906	M545904-77	WASHER, LOCK, CLAMP, 3/8 IN. SCREW SIZE.....	EA	2
54	23	PAJZZ	5310-00-080-6004	96906	M527183-14	WASHER, FLAT, CLAMP, 3/8 IN. SCREW SIZE.....	EA	2
54	24	XBZZ		97403	13206 E7350-105	CLAMP, PIPE.....	EA	1
54	25	XBZZ		97403	13206 E7350-133	PIPE, STEEL, ELBOW TO FLOW INDICATOR, 2-1 1/2 THD SIZE, 12 1/2 IN. LG.....	EA	1

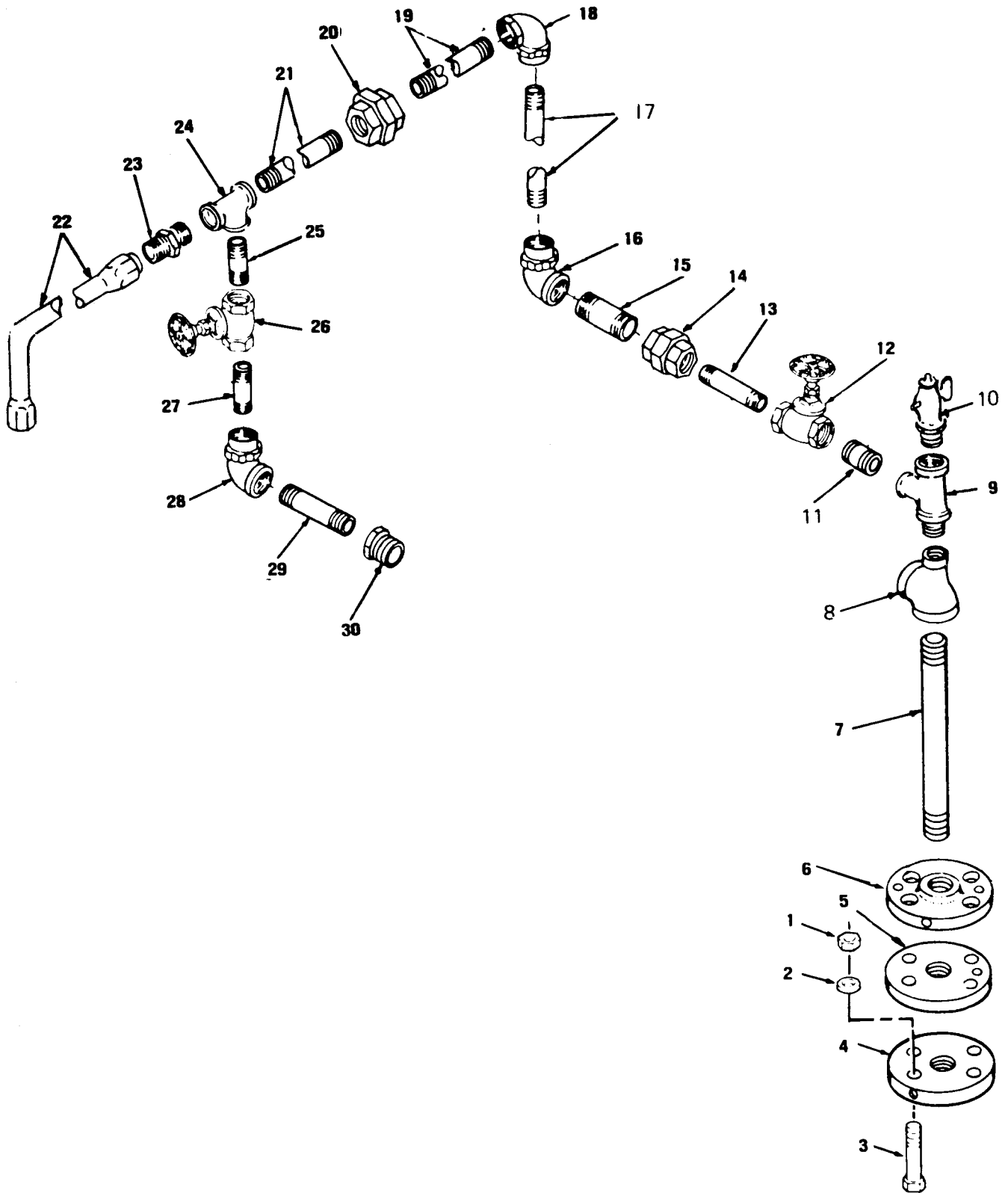


Figure 55. Raw Water Piping from Flow Indicator

## SECTION II

TM 5-4610-221-20P

(1) ILLUSTRATION		(2)	(3)	(4)	(5)	(6)	(7)	(8)
(a) FIG NO	(b) ITEM NO	SMR CODE	NATIONAL STOCK NUMBER	FSCM	PART NUMBER	DESCRIPTION  USABLE ON CODE	U/M	QTY INC IN UNIT
55	1	XBJZZ		96906	MS51967-19	NUT, PLAIN, HEXAGON, FLANGE MTG, 5/8-11 THD. SIZE.....	EA	4
55	2	PAQZZ	5310-00-820-6653	96906	MS35338-50	WASHER, LOCK, FLANGEMTG, 5/8 IN. SCREWSIZE.....	EA	4
55	3	PAQZZ	5305-00-727-3804	96906	MS90725-165	SCREW, CAP, HEXAGON, FLANGE MTG, 5/8-11 THD. SIZE, 2-1/4 IN. LG..	EA	4
55	4	XBOZZ		97403	13218E0031-4	FLANGE..... BQB	EA	
55	4	XBOZZ	4730-01-079-3309	97403	13218E0032-4	FLANGE, PIPE..... BXF	EA	1
55	5	XBOZZ	5330-01-080-2235	97403	13212E9115-2	GAS METFLANGE.....	EA	1
55	6	XBOZZ		97403	13218E0031-4	FLANGE..... BQB	EA	1
55	6	XBOZZ	4730-01-079-3309	97403	13218E0032-4	FLANGE, PIPE..... BXF	EA	1
55	7	XBJZZ		97403	13206E7350-108	NIPPLE, PIPE, 2-11 1/2 THDSIZE, 1 1/4 IN. LG.....	EA	1
55	8	XBOZZ	4730-01-066-9450	97403	13218E0055-82	TEE, PIPE TWO ENDS, 2-11 1/2 THD SIZE, OTHER END, 1 1/2-14 THD SIZE.....	EA	1
55	9	XBJZZ		97403	13218E0054-3	TEE, STREET, 1/2-14 THDSIZE.....	EA	1
55	10	PAQZZ	4820-00-554-8391	96906	MS35785-4	COCK, DRAIN, 1/2-14 THD. SIZE.....	EA	1
55	11	XBOZZ	4730-00-265-6904	97403	13218E0600-65	NIPPLE, PIPE, 1/2-14 THDSIZE, 2 IN. LG.....	EA	1
55	12	PAQZZ	4820-01-056-7656	97403	13206E7350-126	VALVE, GATE, 1/2-14 THD. SIZE.....	EA	1
55	13	PAJZZ	4730-00-188-1880	96906	MS51953-808	NIPPLE, PIPE, 1/2-14 THDSIZE, 3 IN. LG.....	EA	1
55	14	PAQZZ	4730-00-266-3905	97403	13218E0476-3	UNION, PIPE, 1/2-14 THDSIZE.....	EA	1
55	15	XBOZZ	4730-00-193-2694	97403	13218E0600-174	NIPPLE, PIPE, 1/2-14 THDSIZE, 1 0 IN. LG.....	EA	1
55	16	PAQZZ	4730-00-249-3917	11083	3B6496	ELBOW, PIPE, 90 DEG, 1/2-14 THDSIZE.....	EA	1
55	17	XBJZZ		97403	13218E0600-170	NIPPLE, PIPE, 1/2-14 THDSIZE, 9 IN. LG.....	EA	1
55	18	PAQZZ	4730-00-249-3917	11083	3B6496	ELBOW, PIPE 90 DEG, 1/2-14 THDSIZE.....	EA	1
55	19	XBJZZ		97403	13206E7350-189	PIPE, STEEL, 1/2-14 THD SIZE, 23 1/2 IN. LG.....	EA	1
55	20	PAJZZ	4730-00-266-3905	97403	13218E0476-3	UNION, PIPE 1/2-14 THDSIZE.....	EA	1
55	21	XBJZZ		97403	13218E0600-162	PIPE, STEEL, 1/2-14 THDSIZE, 27 1/2 IN. LG.....	EA	1
55	22	XBJZZ		97403	13206E7350-55	TUBE, COPPER, 1/2 IN. DIA, 24 IN. LG..... BQB	EA	1
55	22	XBOZZ		97403	13206E7432-59	TUBE, COPPER..... BXF	EA	1
55	23	PAQZZ	4730-00-202-9036	96906	MS39179-10	ADAPTER, STRAIGHT, 1/2-14 THDSIZE.....	EA	2
55	24	PAQZZ	4730-00-249-2031	99832	030017	TEE, PIPE, 1/2-14 THDSIZE.....	EA	1
55	25	PAQZZ	4730-00-196-2061	96906	MS51953-169B	NIPPLE, PIPE 1/2-14 THDSIZE, CLOSE.....	EA	1
55	26	PAQZZ	4820-01-056-7656	97403	13206E7350-126	VALVE, GATE, 1/2-14 THDSIZE.....	EA	1
55	27	PAJZZ	4730-00-196-1493	96906	MS51953-78	NIPPLE, PIPE, 1/2-14 THDSIZE, 2 IN. LG.....	EA	1
55	28	XBJZZ	4730-00-249-3917	97403	13218E0058-4	ELBOW, PIPE 90 DEG, 1/4-14 THDSIZE.....	EA	1
55	29	PAJZZ	4730-00-193-2686	96906	MS51953-202	NIPPLE, PIPE, 1/2-14 THDSIZE, 1 0 IN. LG.....	EA	1
55	30	PAJZZ	4730-01-003-5636	97403	13218E0468-5	BUSHING, 1/2-14 THDSIZE.....	EA	1

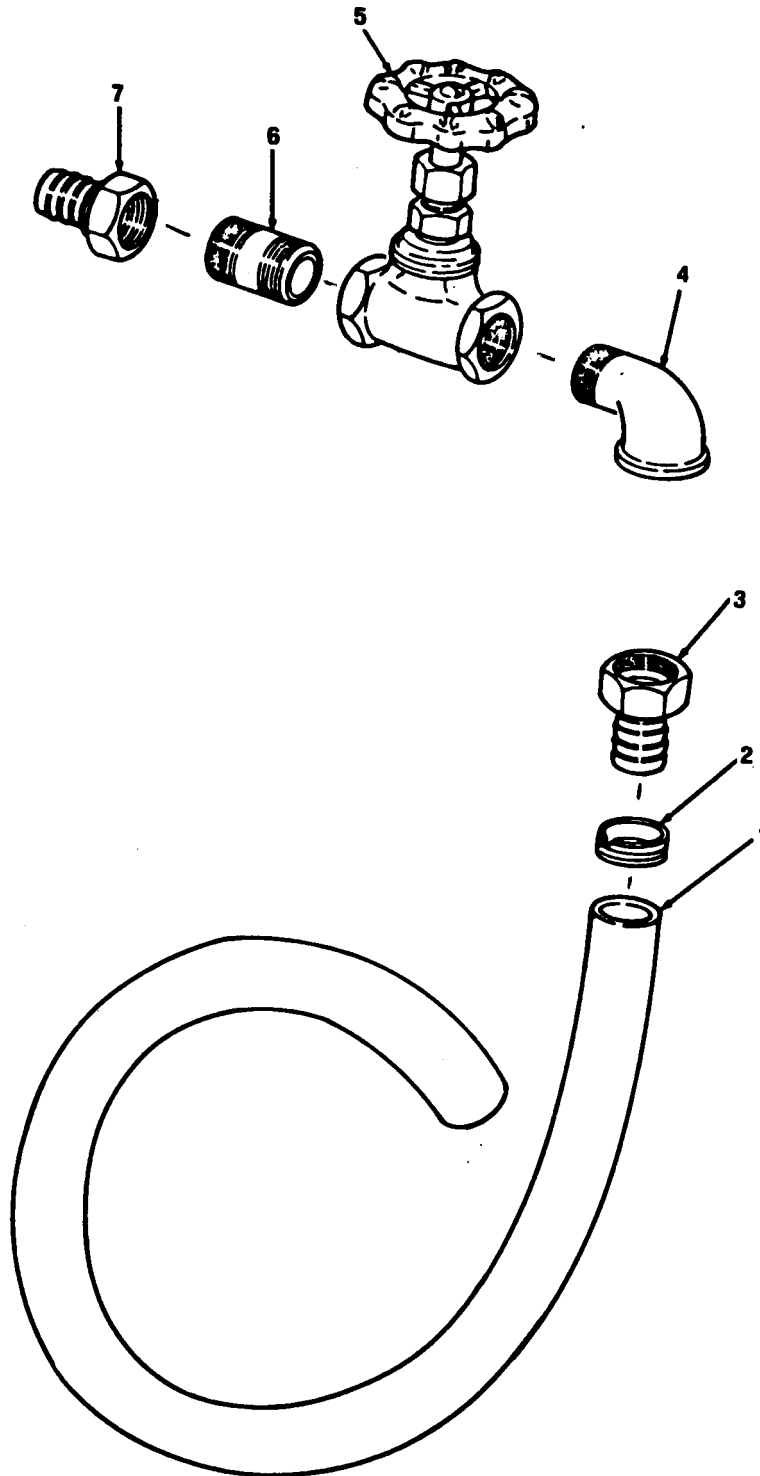


Figure 56. Slurry Feeder Waste Water Piping

## SECTION II

TM 5-4610-221-20P

(1) ILLUSTRATION		(2)	(3)	(4)	(5)	(6)	(7)	(8)
(a) FIG NO	(b) ITEM NO	SMR CODE	NATIONAL STOCK NUMBER	FSCM	PART NUMBER	DESCRIPTION  USABLE ON CODE	U/M	QTY INC IN UNIT
56	1	XJZZ		97403	13206E7350-221	TUBE, SLURRY FEEDER WASTE WATER, MFR FROM TUBE, NSN, 4710-00-709-0441 (5 FT. 6 IN. REQUIRED).....	E A	2
56	2	PADZZ	4730-00-908-3195	96906	MS35842-10	CLAMP, HOSE.....	E A	2
56	3	XDJZZ	4730-00-493-8390	97403	13208E9857-5	ADAPTER, TUBETO ELBOW.....	E A	2
56	4	XBDZZ		97403	13218E0051-5	ELBOW, STREET, TUBE TO VALVE, 90 DEG, 3/4-14 THD SIZE.....	E A	2
56	5	PADZZ	4820-00-268-9154	97403	13218E0477-4	VALVE, GATE, SLURRY FEEDER WASTE WATER, BRONZE, 3/4-14 THD SIZE	E A	2
56	6	XBJZZ	4730-00-277-9665	97403	13218E0600-83	NIPPLE, PIPE, VALVE, 3/4-14 THD SIZE, 11/2 IN. LG.....	E A	2
56	7	XBJZZ		97403	13218E0468-11	BUSHING, REDUCING, NIPPLE TO TANK, 1 1/2-1 1/2 THD SIZE, 1-1 1/2 THD SIZE.....	E A	2

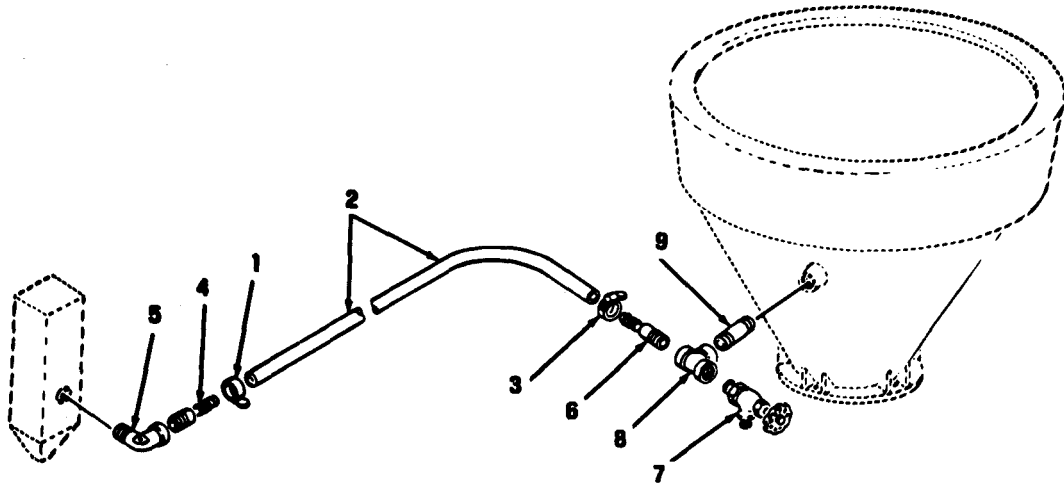


Figure 57. Diatomite Tank to Erdlator Tank Piping

SECTION II

TM 5-4610-221-20P

(1) ILLUSTRATION		(2)	(3)	(4)	(5)	(6)	(7)	(8)
(a) FIG NO	(b) ITEM NO	SMR CODE	NATIONAL STOCK NUMBER	FSCM	PART NUMBER	DESCRIPTION  USABLE ON CODE	/A	QTY INC IN UNIT
57		AJZZ	4730-00-908-319	96906	4535842-10	CLAMP, HOSE.....	A	1
57		JJZZ		97403	3206E7350-221	TUBE MFR FROM, TUBE, NSN, 4710-00-709-0441 (33 1/2 IN. REQUIRED) ..	A	1
57		AJZZ	4730-00-908-319	96906	4535842-10	CLAMP, HOSE.....	A	1
57		AJZZ	4730-00-080-400	97403	3208E9857-3	ADAPTER, TUBE, 1/2-14 THD. SIZE, 1/2 IN. ID TUBE.....	A	1
57		BJZZ		97403	3218E0051-4	ELBOW, STREET, TUBE ADAPTER, 90 DEG, 1/2-14 THD SIZE.....	A	1
57		AJZZ	4730-00-080-400	97403	3208E9857-3	ADAPTER, TUBE, 1/2-14 THD SIZE, 1/2 IN. ID TUBE.....	A	1
57		AJZZ	4510-00-242-517	97403	3212E9081	VALVE, GARDEN HOSE, 1/2-14 THD. SIZE, 3/4-14 THD. SIZE.....	A	1
57		AJZZ	4730-00-277-772	81348	4WP521 TY18-8	TEE, REDUCING, VALVE, TWO ENDS, 1/2-14 THD SIZE, OTHER END, 3/8-18 THD SIZE.....	A	1
57		AJZZ	4730-00-196-149	96906	4551953-78	NIPPLE, PIPE, TEE, 1/2-14 THD SIZE, 2 IN. LG.....	A	1

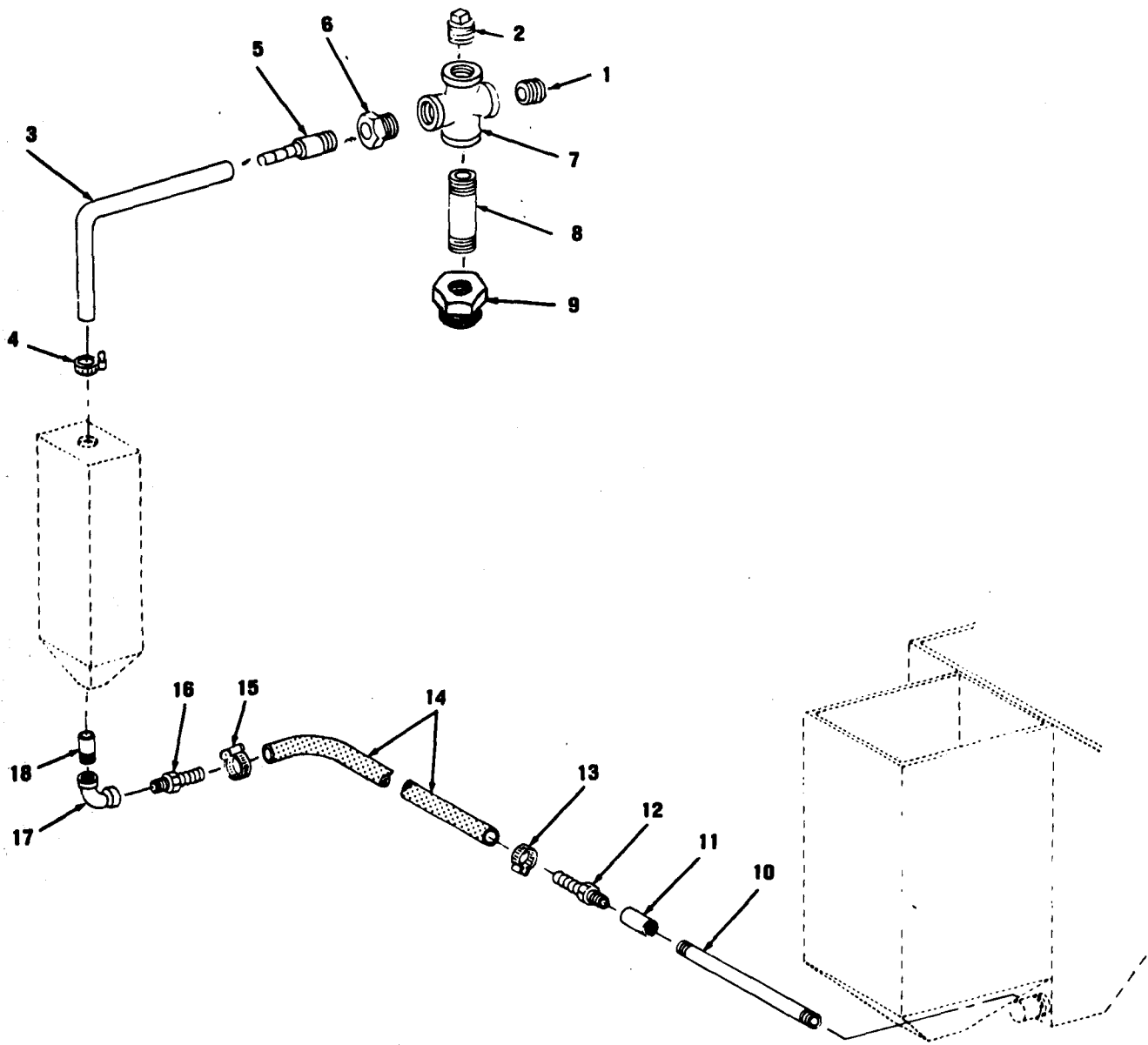


Figure 58. Chemical Tubing, Left Side of Slurry Feeder



## SECTION II

TM 5-4610-221-20P

(1) ILLUSTRATION		(2) SMR CODE	(3) NATIONAL STOCK NUMBER	(4) FSCM	(5) PART NUMBER	(6) DESCRIPTION  USABLE ON CODE	(7) U/M	(8) QTY INC IN UNIT
(a) FIG NO	(b) ITEM NO							
58	1	XBJZZ		97403	13218E0446-6	PLUG, PIPE, CROSS, SQ HD, 1-1 1/2 THD SIZE.....	EA	1
58	2	XBJZZ		97403	13218E0446-6	PLUG, PIPE, CROSS, SQ HD, 1-1 1/2 THD SIZE.....	EA	1
58	3	MDJZZ		97403	13206E7350-234	TUBE, SLURRY FEEDER TO ERDLATOR TANK, MFR FROM, TUBE ,NSN, 4710-00-709-0441 (3 FT. 6 IN. REQUIRED).....	EA	1
58	4	PAJZZ	4730-00-908-3195	96906	MS35842-10	CLAMP, HOSE.....	EA	1
58	5	PAJZZ	4730-00-080-4005	97403	13208E9857-3	ADAPTER, TUBE, 1/2-14 THD. SIZE, TUBE.....	EA	1
58	6	XBJZZ		97403	13218E0476-12	BUSHING, REDUCING, ADAPTER TO CROSS, 1-1 1/2 THD SIZE, 1/2-14 THD SIZE.....	EA	1
58	7	PAJZZ	4730-00-278-7771	81348	WW521TYI	CROSS, PIPE, 1-1 1/2 THD SIZE.....	EA	3
58	8	XBJZZ	4730-00-197-6623	97403	13218E0600-111	NIPPLE, PIPE, CROSS TO TANK, 1-1 1/2 THD SIZE, CLOSE.....	EA	1
58	9	XBJZZ	4730-00-189-2628	97403	13218E0476-16	UNION, PIPE NIPPLE TO TANK, 1 1/4-1 1/2 THD SIZE, 1-1 1/2 THD SIZE.....	EA	1
58	10	XBJZZ		97403	13206E7350-19	PIPE, STEEL, 1/2-14 THD SIZE, 16 IN. LG.....	EA	1
58	11	PAJZZ	4730-00-187-7597	91340	MPD9484-59-2	COUPLING, PIPE, 1/2-14 THD SIZE.....	EA	1
58	12	PAJZZ	4730-00-080-4005	97403	13208E9857-3	ADAPTER, TUBE, 1/2-14 THD. SIZE, 1/2 IN. ID TUBE.....	EA	1
58	13	PAJZZ	4730-00-908-3195	96906	MS35842-10	CLAMP, HOSE.....	EA	1
58	14	MDJZZ		97403	13206E7350-221E	TUBE, ERDLATOR TO CHEMICAL SOLUTION TANK, MFR FROM, TUBE ,NSN, 4710-00-709-0441 (8 FT. 4 IN. REQUIRED).....	EA	1
58	15	PAJZZ	4730-00-908-3195	96906	MS35842-10	CLAMP, HOSE.....	EA	1
58	16	PAJZZ	4730-00-080-4005	97403	13208E9857-3	ADAPTER, TUBE, 1/2-14 THD. SIZE, 1/2 IN. ID TUBE.....	EA	1
58	17	PAJZZ	4730-00-227-6679	91340	D12275-11	ELBOW, REDUCING, TUBE TO DILUTION TANK, 90 DEG, 1/4-18 THD SIZE, 1/2-14 THD SIZE.....	EA	1
58	18	PAJZZ	4730-00-196-1486	96906	MS1953-33	NIPPLE, PIPE, ELBOW TO DILUTION TANK, 1/4-18 THD SIZE, 2 1/2 IN. LG.....	EA	1

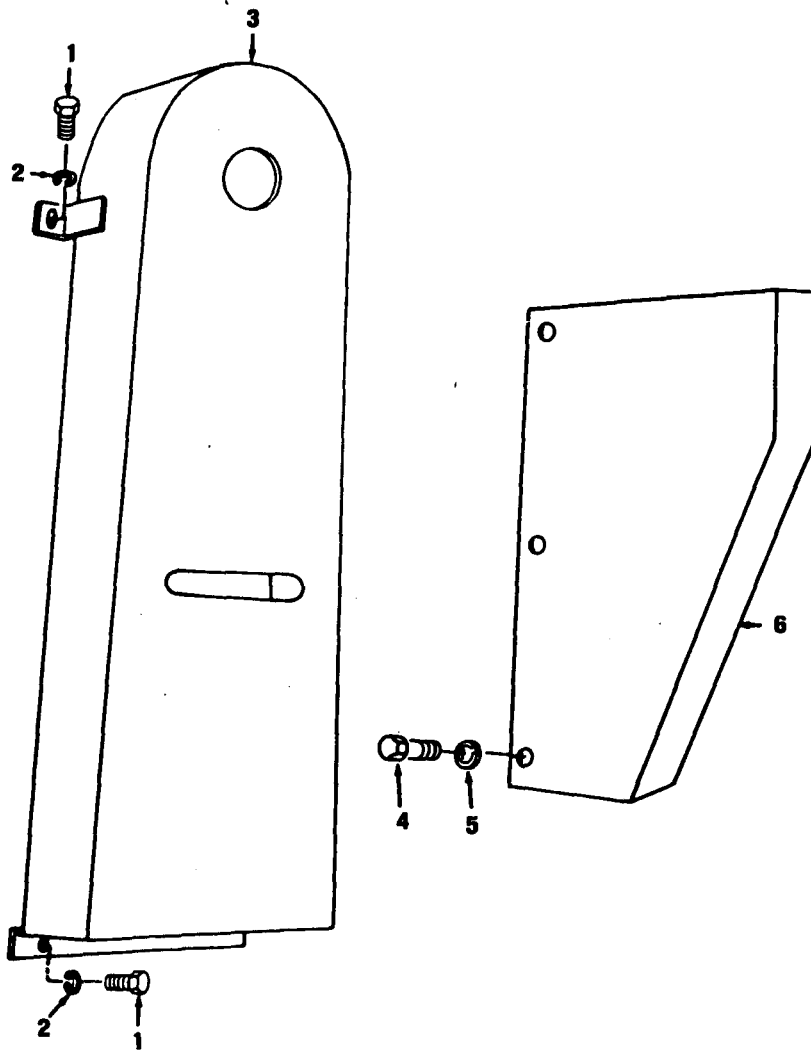


Figure 59. Slurry Feeder Belt and Chain Guard

## SECTION II

TM 5-4610-221-20P

(1) ILLUSTRATION		(2)	(3)	(4)	(5)	(6)	7.	(8)
(a) FIG NO	(b) ITEM NO	SMR CODE	NATIONAL STOCK NUMBER	FSCM	PART NUMBER	DESCRIPTION  USABLE ON CODE	U/I	QTY INC IN UNIT
59		PAJZZ	5305-00-576-610	9690	MS5307-301	SCREW,CAP,HEXAGON, GUARD M TG, CHA IN, 1/4 IN. SCREW SIZE.....	A	4
59		PAJZZ	5310-00-933-812	9690	MS5338-139	WASHER,LOCK, GUARD M TG, CHA IN, 1/4 IN. SCREW SIZE.....	A	4
59		KBZZ		9740	3206E7419	GUARD, CHA IN, SLURRY FEEDER DRIVE.....	A	1
59		KBZZ	5305-00-725-342	9690	MS5307-304	SCREW,CAP,HEXAGON, GUARD M TG,BOLT, SLURRY FEEDER, 1/4-20 THD SIZE,9/16 IN. LG.....	A	3
59		PAJZZ	5310-00-933-812	9690	MS5338-139	WASHER,LOCK, GUARD M TG, BELT, FEEDER DRIVE, 1/4 IN. SCREW SIZE..	A	1
59		KBZZ	3020-01-035-292	9740	3206E7420	GUARD, BELT, SLURRY FEEDER DRIVE.....	A	1

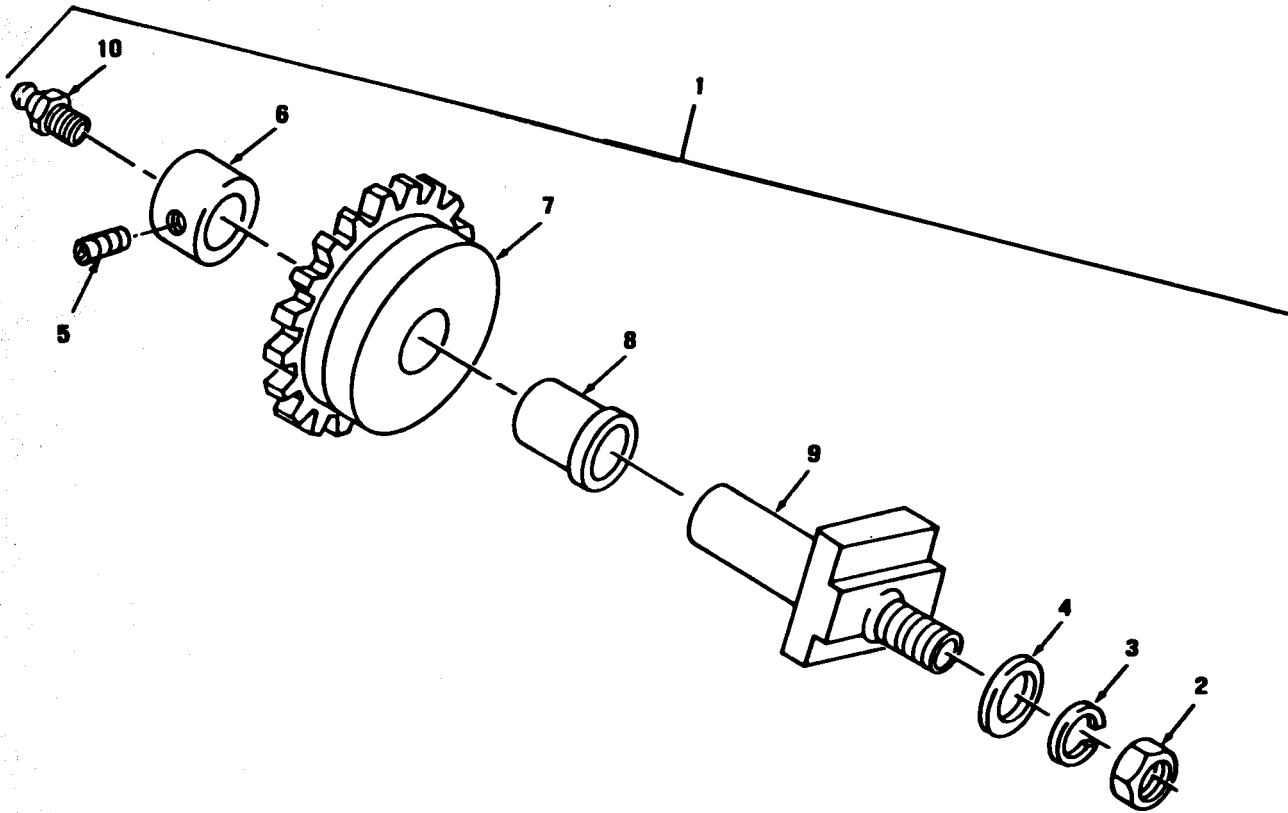


Figure 60. Chain Tightener Assembly

## SECTION II

TM 5-4610-221-20P

(1) ILLUSTRATION		(2)	(3)	(4)	(5)	(6)	(8)
(a) FIG NO	(b) ITEM NO	SMR CODE	NATIONAL STOCK NUMBER	FCM	PART NUMBER	DESCRIPTION  USABLE ON CODE	QTY INC IN UNIT
60	1	BDZZ		740	3206E7410	TIGHTENER ASSEMBLY, SLURRY FEEDER DRIVE.....	1
60	2	ADZZ	310-00-768-0311	690	551967-14	.NUT,PLAIN,HEXAGON, TIGHTENER MTG,1/2-1 3/4 THD SIZE.....	1
60	3	ADZZ	310-00-003-409	690	535338-48	.WASHER,LOCK, TIGHTENER MTG,1/2 IN,SCREW SIZE.....	1
60	4	ADZZ	310-00-767-942	690	515795-818	.WASHER,FLAT, TIGHTENER MTG,1/2 IN,SCREW SIZE.....	1
60	5	ADZZ	305-00-682-557	690	551021-68	.SETSCREW, 1/4-20 THD,SIZE,1/4 IN, LG.....	1
60	6	BDZZ	040-00-585-186	104	C62	.COLLAR, SPROCKET RETAINING.....	1
60	7	BDZZ		104	KS818-1	.SPROCKET,CHAIN.....	1
60	8	ADZZ	120-00-525-866	740	3206E7412	.BEARING, SPROCKET,CHAIN TIGHTENER.....	1
60	9	BDZZ		740	3206E7413	.SHAFT,CHAIN.....	1
60	10	ADZZ	730-00-050-420	690	515003-1	.FITTING,LUBRICATION,TIGHTENER SHAFT.....	1

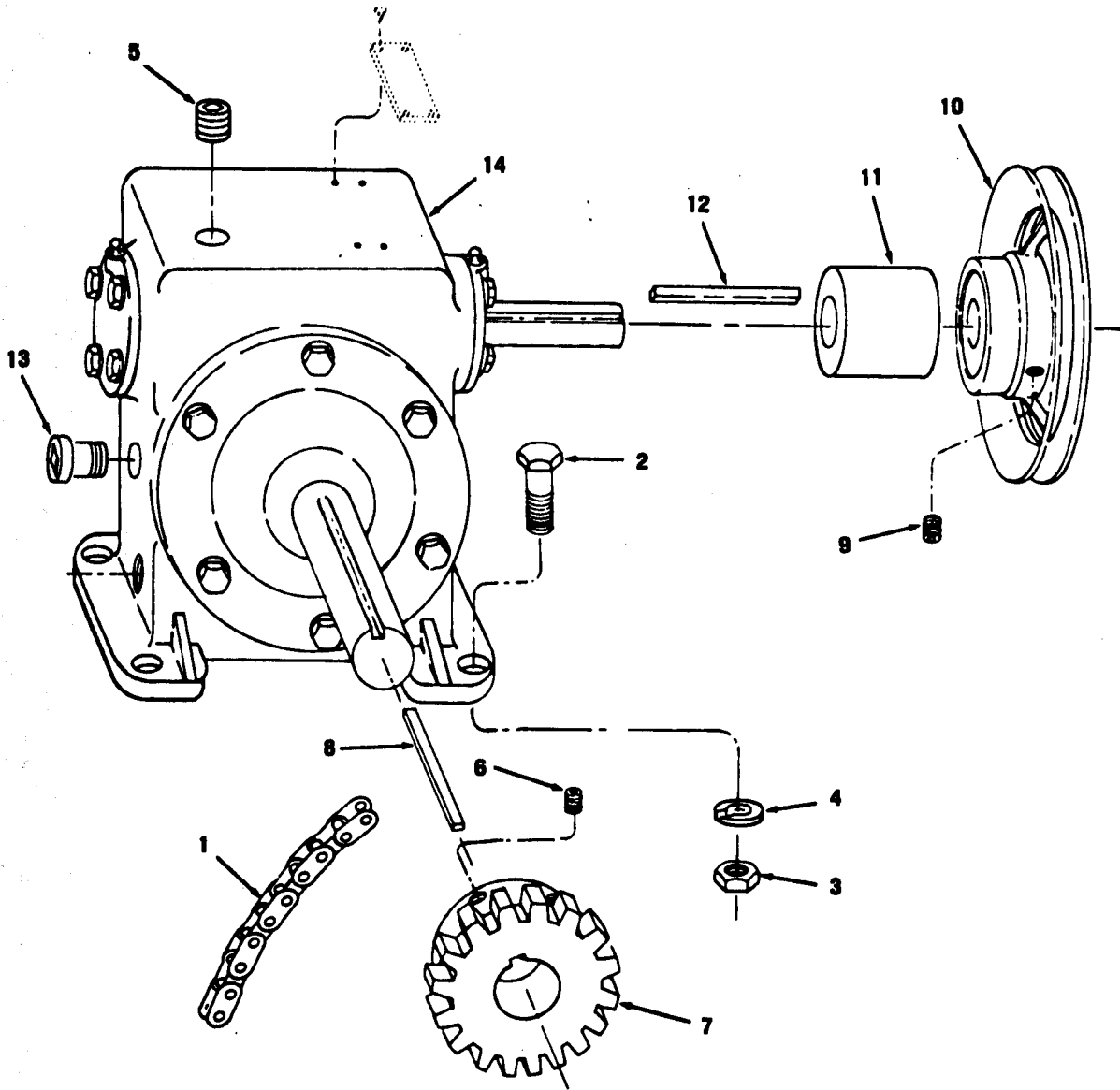


Figure 61. Slurry Feeder Gear Assembly

SECTION II

TM 5-4610-221-20P

(1) ILLUSTRATION		(2)	(3)	(4)	(5)	(6)	(7)	(8)
(a) FIG NO	(b) ITEM NO	SMR CODE	NATIONAL STOCK NUMBER	FSCM	PART NUMBER	DESCRIPTION  USABLE ON CODE	U/M	QTY INC IN UNIT
61	1	XBOZZ		97403	13206E7400-30	CHAIN, ROLLER, SPEED REDUCER DRIVE, SLURRY FEEDER.....	E A	1
61	2	PAOZZ	5305-00-717-5467	96906	MS35307-362	SCREW, CAP, HEXAGON MTG, SLURRY FEEDER, SPEED REDUCER, 3/8-16 THD. SIZE, 1-1/4 IN. LG.....	E A	4
61	3	XBJZZ		96906	MS35690-610	NUT, PLAIN, HEXAGON MTG, SLURRY FEEDER, SPEED REDUCER, 3/8-16 THD SIZE.....	E A	4
61	4	XBOZZ		96906	MS35338-34	WASHER, LOCK MTG, SLURRY FEEDER, SPEED REDUCER.....	E A	4
61	5	XBJZZ		97475	256-4	PLUG, BREATHER.....	E A	1
61	6	PAOZZ	5305-00-811-0798	96906	MS51021-83	SET SCREW, SPROCKET RETAINING, 3/8-16 THD. SIZE, 1/2 IN. LG.....	E A	1
61	7	XBJZZ		71041	HKS818-1	SPROCKET, DRIVEN, SLURRY SPEED REDUCER.....	E A	1
61	8	PAOZZ	5315-00-957-7544	96906	MS20066-231	KEY, MACHINE, SPROCKET RETAINING, 1/4 IN. W, 1/4 IN. THD, 1-1/4 IN. LG.....	E A	1
61	9	PAOZZ	5305-00-027-6244	56906	MS51021-69	SET SCREW, PULLEY RETAINING, 5/16-18 THD. SIZE, 5/16 IN. LG.....	E A	1
61	10	XBJZZ		71176	AK74H	PULLEY, GROOVE, DRIVESPEED REDUCER, SLURRY FEEDER.....	E A	1
61	12	PAOZZ	5315-00-729-6577	96906	MS20066-169	KEY, MACHINE, PULLEY RETAINING, 3/16 IN. W, 3/16 IN. THK, 1 3/4 IN. LG.....	E A	1
61	13	XBOZZ		97493	13218E0121-27	PLUG, INSPECTION, OIL LEVEL.....	E A	1
61	14	PAOZF	3010-00-194-4213	97403	13216E5269	GEAR ASSEMBLY, SPEED SLURRY FEEDER.....	E A	1

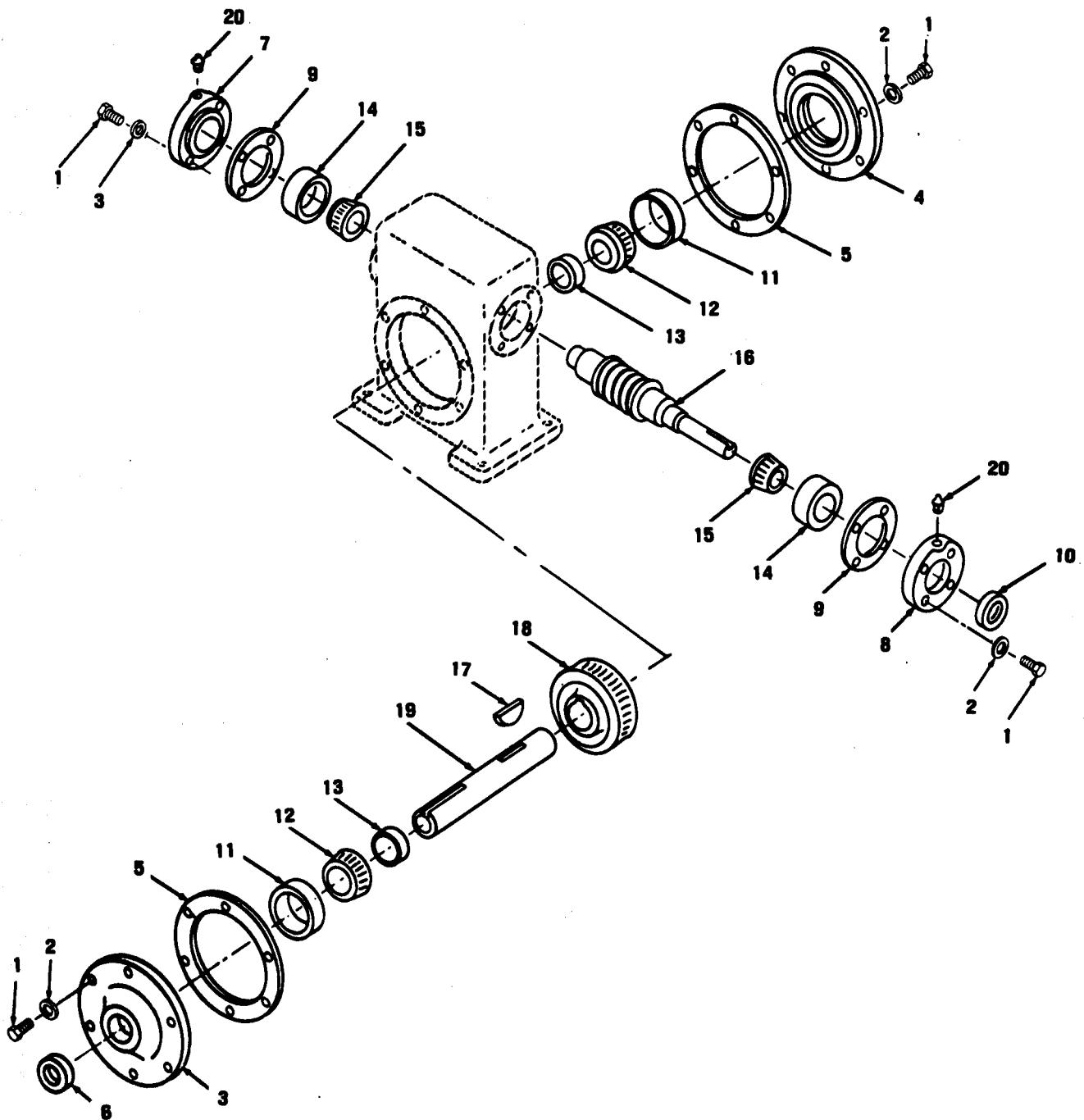


Figure 62. Slurry Feeder Gear Drive



SECTION II

TM 5-4610-221-20P

(1) L USTRATION		(2)	(3)	(4)	(5)	(6)	(7)	(8)
(a) FIG NO.	(b) ITEM NO	SMR CODE	NATIONAL STOCK NUMBER	FSCM	PART NUMBER	DESCRIPTION  USABLE ON CODE	U/M	QTY INC IN UNIT
62	20	PADZZ	4730-00-172-0049	96906	MSL 5006-1	. FITTING, LUBRICATION, END CAP.....	E A	2

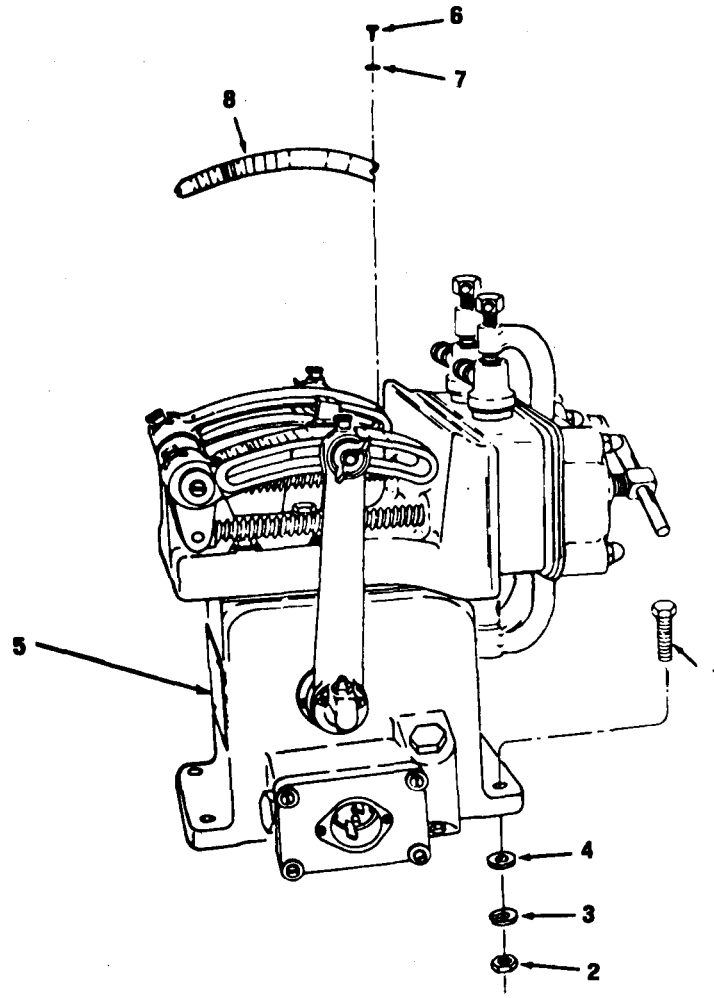


Figure 63. Chemical Solution Feeder Mounting and Scales

## SECTION II

TM 5-4610-221-20P

(1) ILLUSTRATION		(2)	(3)	(4)	(5)	(6)	(7)	(8)
(a) FIG NO	(b) ITEM NO	SMR CODE	NATIONAL STOCK NUMBER	FSCM	PART NUMBER	DESCRIPTION  USABLE ON CODE	U/M	QTY INC IN UNIT
63	1	PAOZZ	5305-00-021-3668	96906	MS35307-310	SCREW, HEXAGON, FEEDER MTG.....	EA	4
63	2	PAJZZ	5310-00-903-5966	96906	MS51971-1	NUT, PLAIN, HEXAGON MTG.....	EA	4
63	3	PADZZ	5310-00-933-8121	96906	MS35338-139	WASHER, LOCK MTG, FEEDER, 1/4 IN. SCREW SIZE.....	EA	4
63	4	PADZZ	5310-00-582-5677	96906	MS15795-810	WASHER, FLAT MTG, FEEDER, 1/4 IN. SCREW SIZE.....	EA	4
63	5	PAJFF	4610-00-901-1351	97403	13214E6620	FEEDER, CHEMICAL SOLUTION.....	EA	1

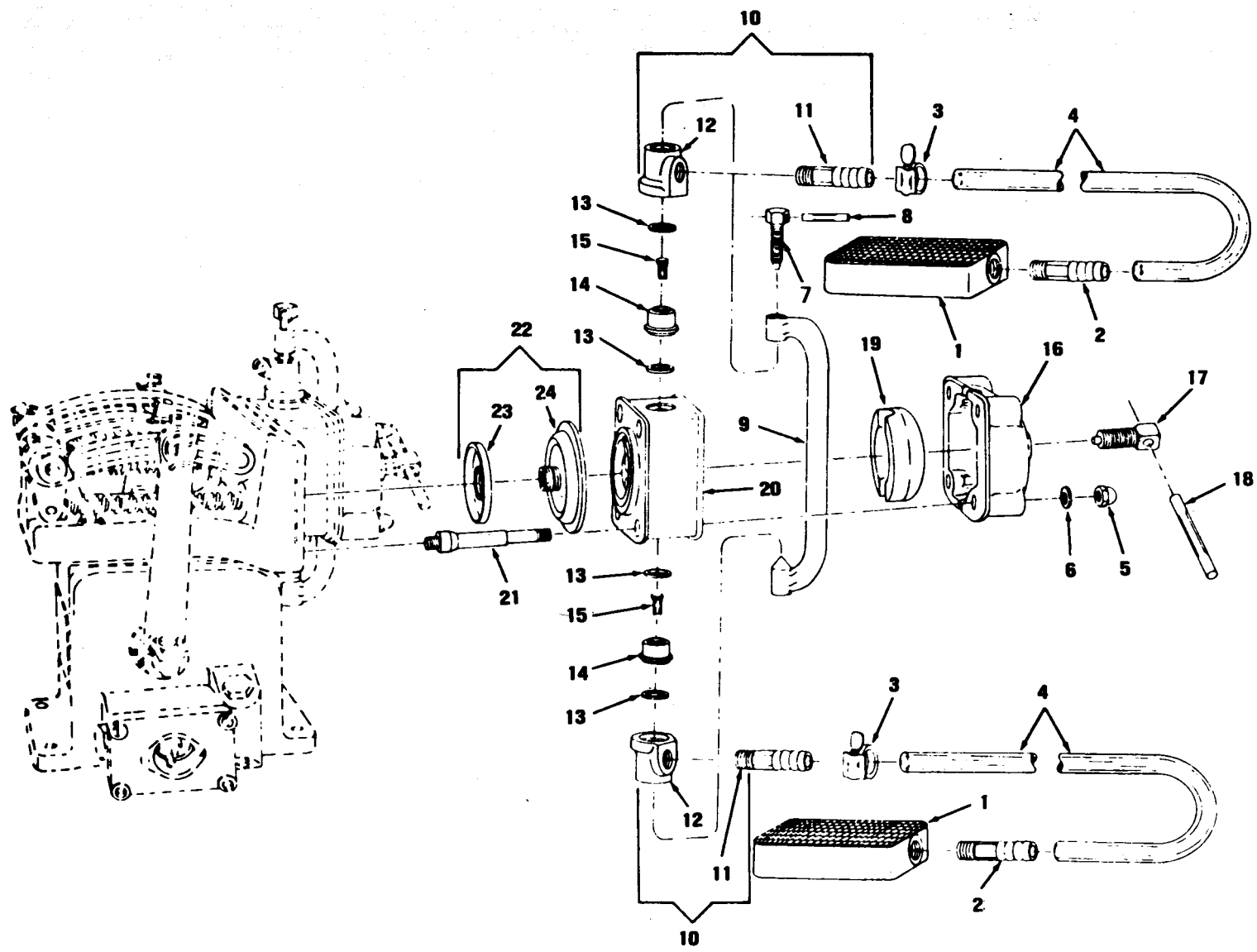


Figure 64. Chemical Solution Feeder Assembly

SECTION II

TM 5-4610-221-20P

(1) ILLUSTRATION		(2)	(3)	(4)	(5)	(6)	(7)	(8)
(a) FIG NO	(b) ITEM NO	SMR CODE	NATIONAL STOCK NUMBER	FSCM	PART NUMBER	DESCRIPTION  USABLE ON CODE	UNIT	QTY INC IN UNIT
64	1	A3ZZ	610-00-459-6532	1740	3214E6666	. STRAINER, SUCTION, FEEDER, CHEMICAL SOLUTION.....	A	2
64		A0ZZ	730-01-045-0771	1740	3214E6669	. NIPPLE, NONMETALLIC, TUBING MTG.....	A	2

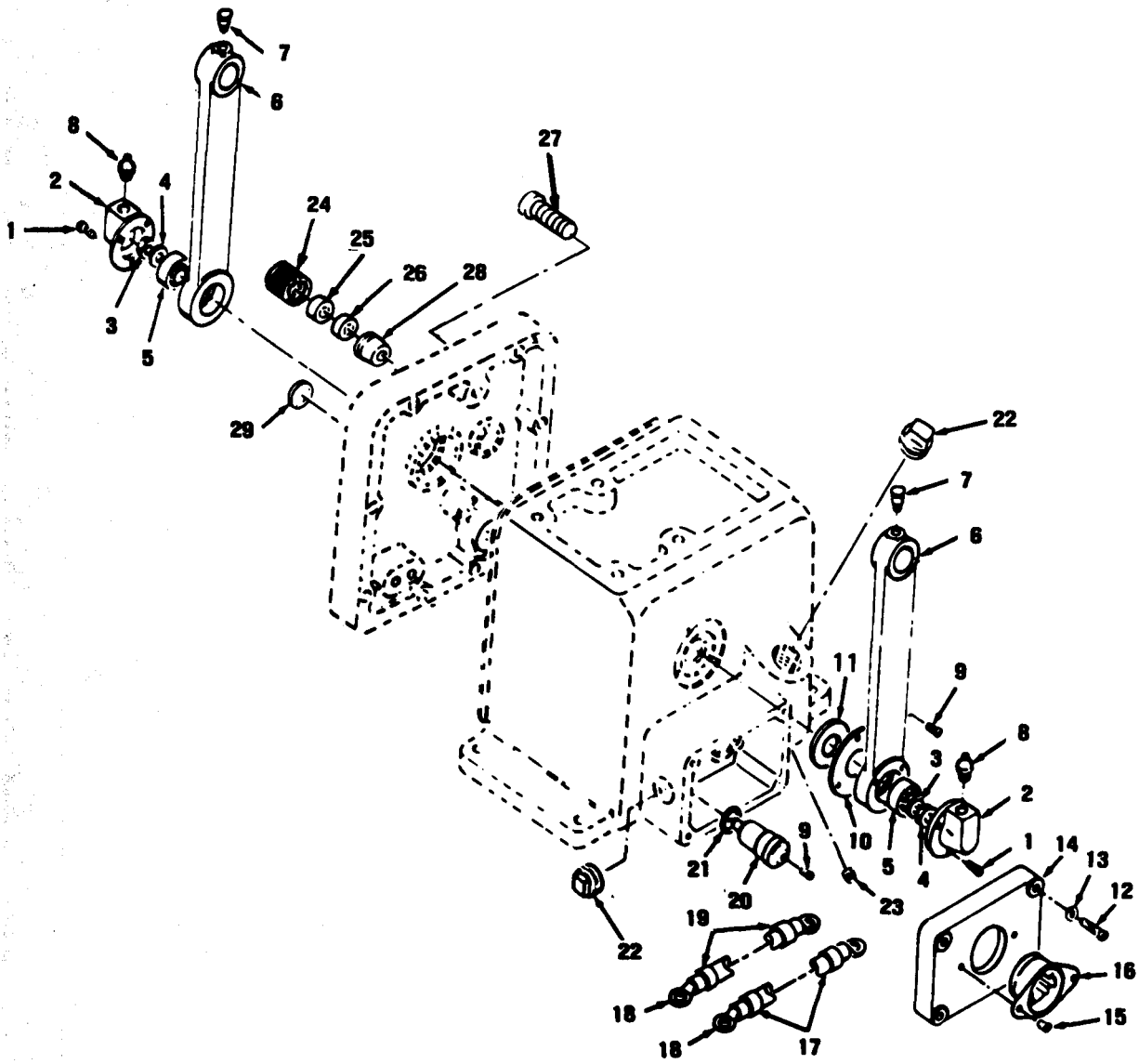


Figure 65. Chemical Solution Feeder Gearbox, Controls and Connectors

SECTION II

TM 5-4610-221-20P

(1) ILLUSTRATION		(2)	(3)	(4)	(5)	(6)	7	(8)
(a) FIG NO	(b) TEM NO	SMR CODE	NATIONAL STOCK NUMBER	FSCN	PART NUMBER	DESCRIPTION  USABLE ON CODE	I/I	QTY INC IN UNIT
65		A0ZZ	730-00-172-004	9690	515006-1	..FITTING, LUBRICATION , BEARING CAP.....	A	2
						FIGURES 66 AND 67 NOT USED		

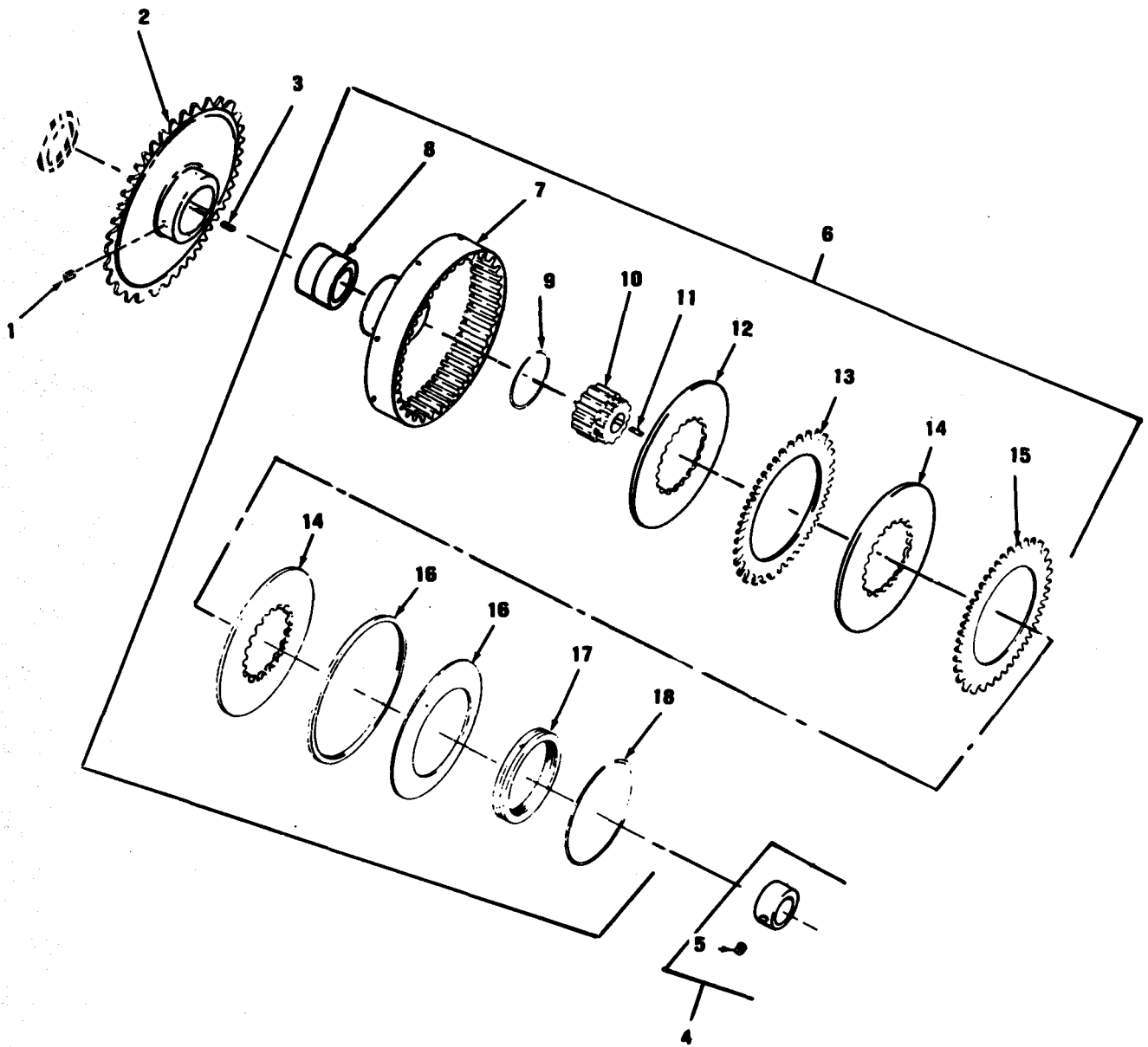


Figure 68. Slip Clutch Assembly and Sprocket (MET-PRO Model 1500-2600A)



SECTION II

TM 5-4610-221-20P

(1) ILLUSTRATION		(2)	(3)	(4)	(5)	(6)	(7)	(8)
(a) FIG NO	(b) ITEM NO	SMR CODE	NATIONAL STOCK NUMBER	FSCM	PART NUMBER	DESCRIPTION  USABLE ON CODE	U/M	QTY INC IN UNIT
68	1	XBZZ		96906	M551963	SETS CREW, 5/16-18 THD SIZE, 5/8 IN. LG.....BQB	E A	2
68	2	XBZZ		91340	B9576-19-14	SPROCKET, CLUTCH.....BQB	E A	1
68	3	XBZZ		91340	D9576-19A44	KEY, MACHINE, 1/4 IN. W, 1/4 IN. THK, 1 IN. LG.....BQB	E A	1
68	4	XBZZ		90053	SC75	COLLAR ASSEMBLY.....BQB	E A	1
68	5	PAZZ	5305-00-817-6139	96906	M551021-56	SETS CREW, COLLAR FEEDER SHAFT, 5/16-18 THD. SIZE, 1/4 IN. LG.....BQB	E A	1
68	6	PA00F	3010-00-230-9700	28718	L4-1-312K	CLUTCH, SLIDING, SLIDING FEEDER.....BQB	E A	1
68	7	XBZZ		28718	000642-3	SLEEVE AND DRIVE.....BQB	E A	1
68	8	XBZZ		90053	B810-5	BUSHING, BRONZE.....BQB	E A	4
68	9	XBZZ		28718	000642-4	RING, RETAINING, HUB.....BQB	E A	1
68	10	XADZZ		28718	000642-5	HUB, DRIVE.....BQB	E A	1
68	11	XBZZ		28718	000642-6	KEY, MACHINE, HUB, 3/16 X 3/16 IN., 1 1/8 IN. LG.....BQB	E A	1
68	12	XBZZ		28718	000642-7	BACKPLATE.....BQB	E A	1
68	13	XBZZ		28718	000642-8	PLATE, SLEEVE AND DRIVERING.....BQB	E A	2
68	14	XBZZ		28718	000642-9	PLATE, HUB.....BQB	E A	2
68	15	XBZZ		28718	000642-10	RING, PRESSURE.....BQB	E A	1
68	16	XBZZ		28718	000642-11	SPRING.....BQB	E A	1
68	17	XBZZ		28718	000642-12	NUT, ADJUSTING, CLUTCH.....BQB	E A	1
68	18	XBZZ		28718	000642-13	RING, LOCK, ADJUSTING NUT.....BQB	E A	1

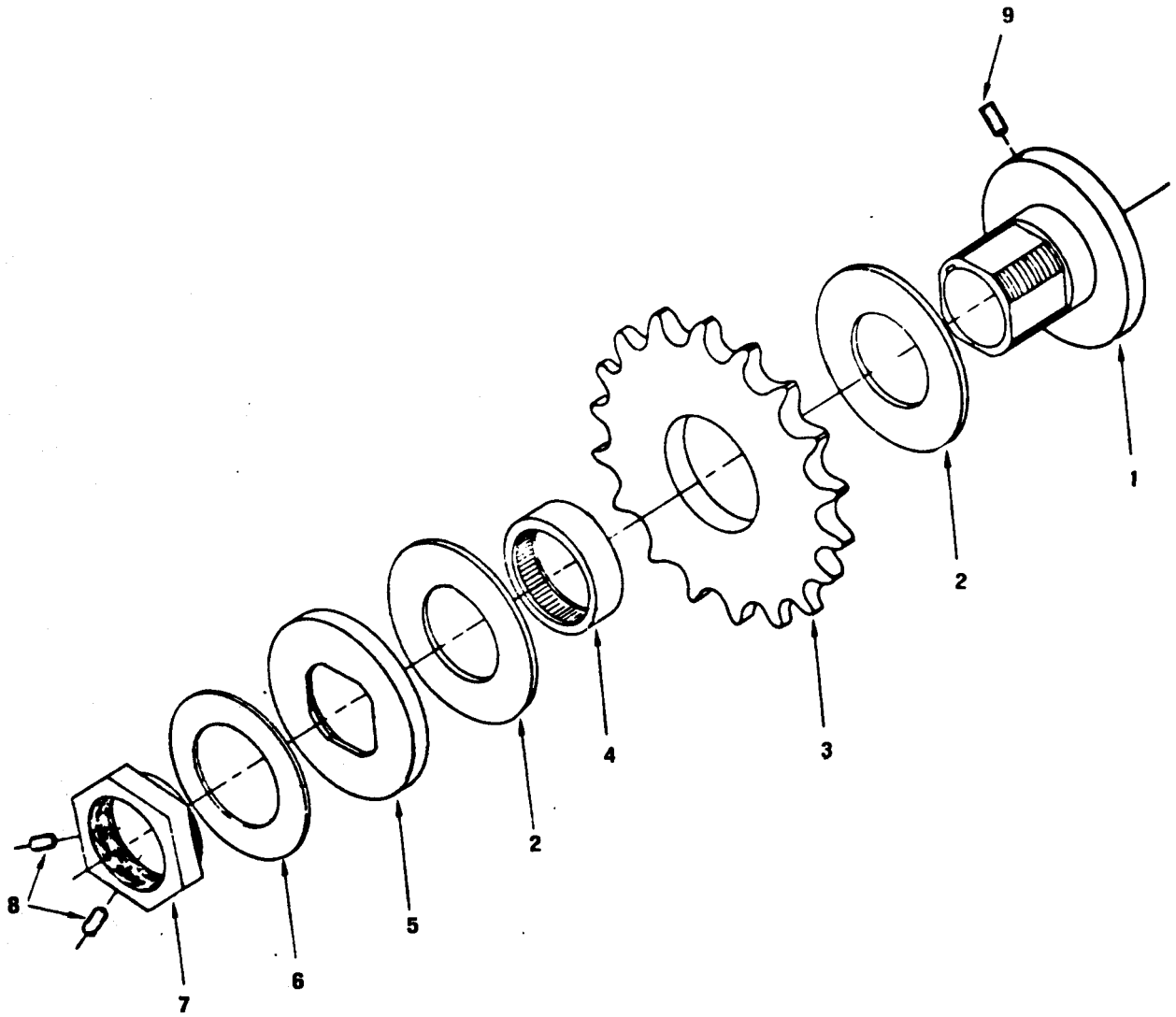


Figure 69. Slip Clutch Assembly (ETC Model S1500)

SECTION II

TM 5-4610-221-20P

(1) ILLUSTRATION		(2)	(3)	(4)	(5)	(6)	(7)	(8)
(a) FIG NO	(b) ITEM NO	SMR CODE	NATIONAL STOCK NUMBER	FSCM	PART NUMBER	DESCRIPTION  USABLE ON CODE	/A	QTY INC IN UNIT
69	1	AOZZ		13714	50-69-1	HUB.....BXF	A	1
69		BOZZ		13714	50-69-2	FIBER.....BXF	A	1
69		BOZZ		13714	150-70	SPROCKET.....BXF	A	1
69		AJZZ		13714	50-69-3	BEARING.....BXF	A	1
69		BOZZ		13714	50-69-4	PLATE.....BXF	A	1
69	4	BOZZ		13714	50-69-5	SPRING.....BXF	A	1
69		BOZZ		13714	150-69-6	NUT.....BXF	A	1
69	1	BOZZ		13714	50-69-7	SETSCREW.....BXF	A	2
69	4	BOZZ		13714	150-69-8	SETSCREW.....BXF	A	1

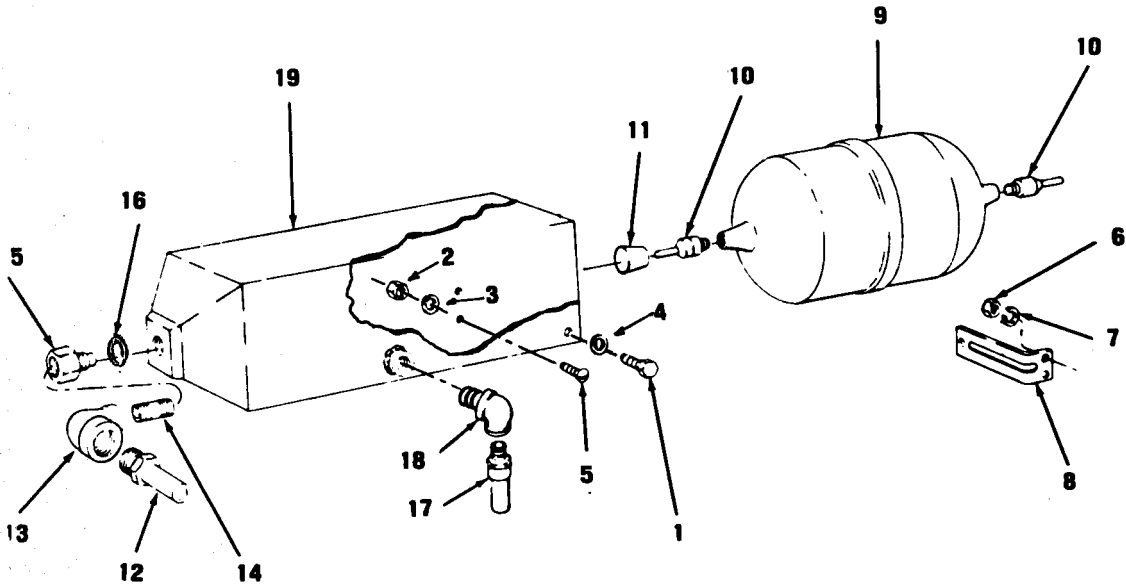


Figure 70. Diatomite Dilution Tank

## SECTION II

TM 5-4610-221-20P

(1) ILLUSTRATION		(2)	(3)	(4)	(5)	(6)	(7)	(8)
(a) FIG NO	(b) ITEM NO	SMR CODE	NATIONAL STOCK NUMBER	FSCM	PART NUMBER	DESCRIPTION  USABLE ON CODE	U/M	QTY INC IN UNIT
70	1	XBOZZ		96906	MS35307-304	SCREW, CAP, HEXAGON HEAD .....	EA	4
70	2	XBOZZ		96906	MS51967-2	NUT, PLAIN, HEXAGON .....	EA	2
70	3	PAOZZ	5310-00-550-1130	96906	MS35333-40	WASHER, LOCK.....	EA	2
70	4	PAOZZ	5310-00-582-5677	96906	MS15795-810	WASHER, FLAT.....	EA	2
70	5	PAOZZ	5305-00-068-0500	96906	MS90725-3	SCREW, CAP, HEXAGON .....	EA	2
70	6	PAOZZ	5310-00-903-5966	96906	MS51971-1	NUT, PLAIN, HEXAGON, FLOATBRACKET, 1/4-20 THD, SIZE.....	EA	2
70	7	PAOZZ	5310-00-933-8121	96906	MS35338-139	WASHER, LOCK, BRACKET MTG, 1/4 IN. SCREW SIZE.....	EA	4
70	8	XBOZZ		97403	13206 E7408	BRACKET, FLOAT GUIDE.....	EA	1
70	9	PAOZZ	4610-00-413-3091	97403	13207 E7405-1	FLOAT, VALVE.....	EA	1
70	10	PAOZZ	4820-00-448-5198	97403	13207 E7406	NEEDLE, FLOAT VALVE.....	EA	2
70	11	PAOZZ	4820-00-493-1859	97403	13206 E7407	SEAT, NEEDLE, FLOAT VALVE.....	EA	1
70	12	PAOZZ	4730-00-080-4005	97403	13208 E9857-3	ADAPTER, STRAIGHT, PIPE TO TUBE, 1/2 IN.....	EA	1
70	13	XBOZZ	4730-00-227-6879	91340	D12275-11	ELBOW, 1/2 IN. TO 1/4 IN.....	EA	1
70	14	XBOZZ		97403	13218 E0468-33	NIPPLE, ELBOW TO VALVE SEAT, 1/2 IN. NPT, 1-1/2 IN. LG.....	EA	1
70	15	PAOZZ	4820-00-197-4986	97403	13206 E7409	SEAT, FLOAT VALVE.....	EA	1
70	16	PAOZZ	5330-00-248-3850	96906	MS29513-116	PACKING, PREFORMED, SEAT SEALING.....	EA	1
70	17	PAOZZ	4730-00-080-4005	97403	13208 E9857-3	ADAPTER, HOSE.....	EA	1
70	18	XBOZZ		97403	13218 E0051-4	ELBOW, STREET, ADAPTER TO TANK.....	EA	1
70	19	XBOZZ		97403	13206 E7404	TANK, DILUTION.....	EA	1

FIGURES 71, 72, 73, AND 74 NOT USED

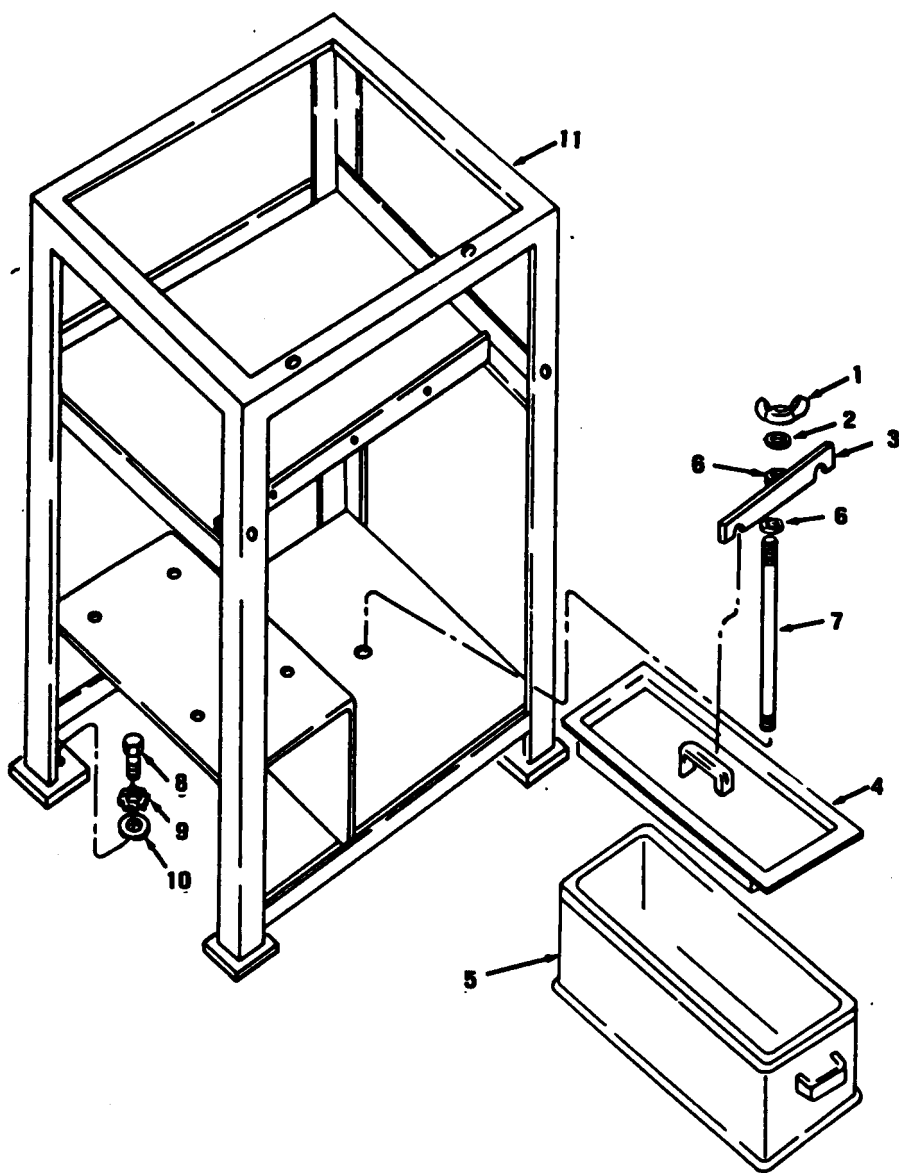


Figure 75. Solution Tank

SECTION II

TM 5-4610-221-20P

(1) ILLUSTRATION		(2)	(3)	(4)	(5)	(6)	(7)	(8)
(a) FIG NO	(b) TEM NO	SMR CODE	NATIONAL STOCK	FSCM	PART NUMBER	DESCRIPTION  USABLE ON CODE	/	QTY INC IN UNIT
75		PA0ZZ	5310-00-823-875	3690	4535425-44	NUT, PLAIN, WING, ARM RETAINING, CHEMICAL SOLUTION TANK, 1/2-13 THD. SIZE.....	A	1
75		PA0ZZ	5310-00-767-942	3690	4515795-818	WASHER, FLAT, COVER RETAINING, 1/2 IN. SCREW SIZE.....	A	2
75		KB0ZZ		3740	3206E7416	ARM, CLAMP, RETAINING, SOLUTION TANK COVER.....	A	1
75		KB0ZZ	4610-01-010-586	3740	3212E6875	COVER, ACCESS.....	A	2
75		KB0ZZ	4610-00-478-570	3740	3212E6875	TANK, CHEMICAL SOLUTION.....	A	2
75		KB0ZZ		3690	4551967-13	NUT, PLAIN, HEXAGON, ARM RETAINING, CHEMICAL SOLUTION TANK, 1/2-13 THD. SIZE.....	A	2
75		KD0ZZ	5306-00-418-467	3740	3206E7417	STUD, SPECIAL, COVER RETAINING, SOLUTION TANK, 1/2-13 THD. SIZE, 15 IN. LG.....	A	1
75		PA0ZZ	5305-00-044-415	5690	4590725-109	SCREW, CAP, HEXAGON SUPPORT MTG, 1/2-13 THD. SIZE, 1 IN. LG.....	A	4
75		PA0ZZ	5310-00-935-858	3690	4545904-84	WASHER, LOCK SUPPORT MTG, INTERNAL-EXTERNAL TEETH, 1/2 IN. SCREW SIZE.....	A	4
75	1	PA0ZZ	5310-00-809-559	3690	4527183-18	WASHER, FLAT SUPPORT MTG, 1/2 IN. SCREW SIZE.....	A	4
75	1	KB0ZZ		3740	3212E6923	SUPPORT, CHEMICAL.....	A	1

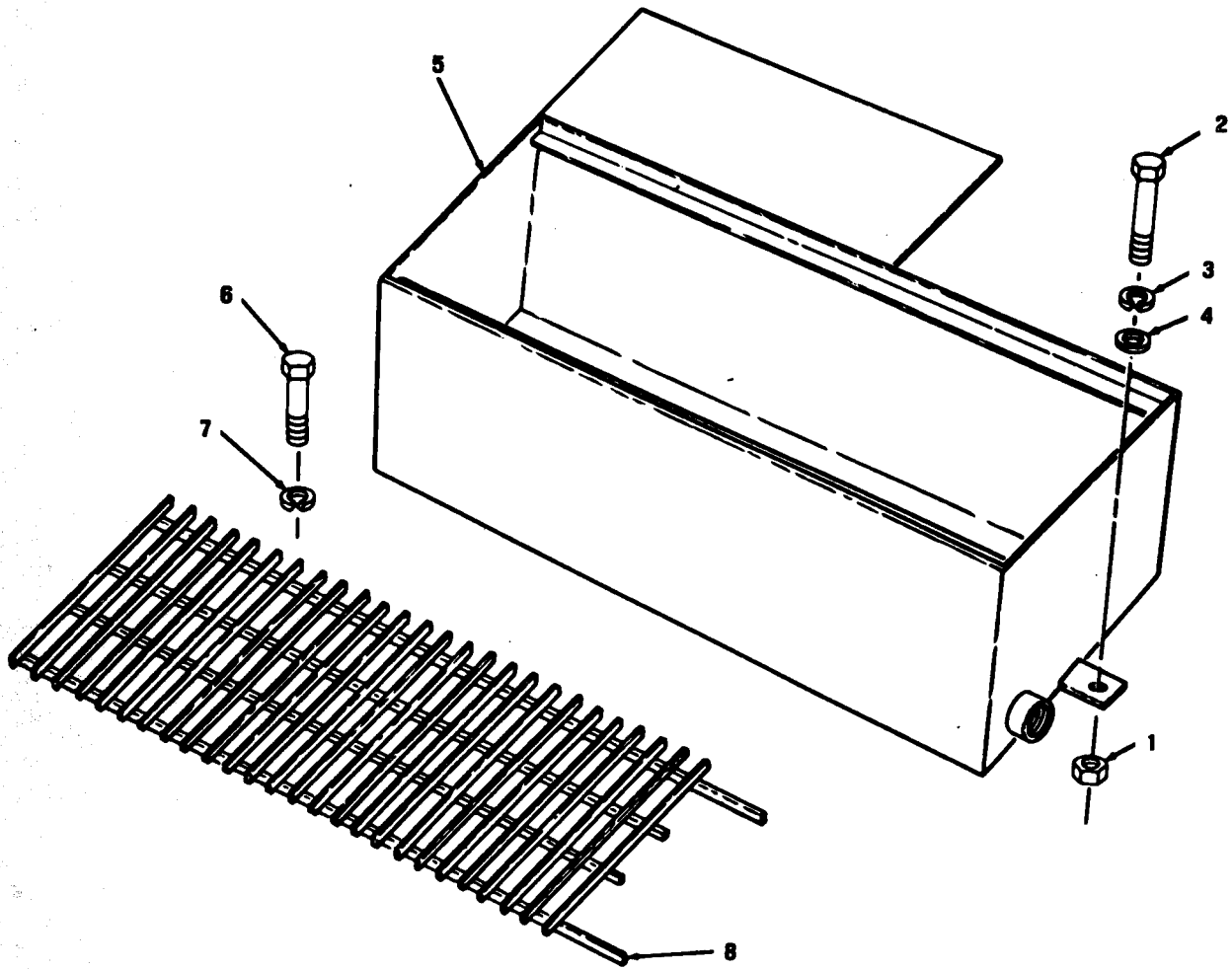


Figure 76. Waste Water Tank



SECTION II

TM 5-4610-221-20P

(1) ILLUSTRATION		(2)	(3)	(4)	(5)	(6)	(7)	(8)
(a) FIG NO	(b) ITEM NO	SMR CODE	NATIONAL STOCK NUMBER	FSCM	PART NUMBER	DESCRIPTION  USABLE ON CODE	U/M	QTY INC IN UNIT
76	1	XBJZZ		96906	MS51967-13	NUT,PLAIN,HEXAGON, WASTE TANK MTG, 1/2-13 THD SIZE.....	E A	2
76	2	XBJZZ		97403	13206E7350-25	BOLT,MACHINE, WASTE TANK MTG, 1/2-13 THD. SIZE, 6-1/2 IN. LG...	E A	2
76	3	PADZZ	5310-00-935-8584	96906	MS45904-84	WASHER,LOCK, WASTE TANK MTG, 1/2 IN. SCREW SIZE.....	E A	2
76	4	PADZZ	5310-00-809-5598	96906	MS27183-18	WASHER,FLAT, WASTE TANK MTG, 1/2 IN. SCREW SIZE.....	E A	2
76	5	XBJZZ		97403	13206E7523	TANK,WASTE.....	E A	1
76	6	PADZZ		96906	MS90725-119	SCREW,CAP,HEXAGON, GRATING MTG, 1/2-13 THD SIZE, 3 IN. LG.....	E A	1
76	7	PADZZ	5310-00-935-8984	96906	MS45904-84	WASHER,LOCK, GRATING MTG, 1/2 IN. SCREW SIZE.....	E A	1
76	8	XBJZZ	4610-00-104-6150	97403	13206E7524	GRATING.....	E A	1

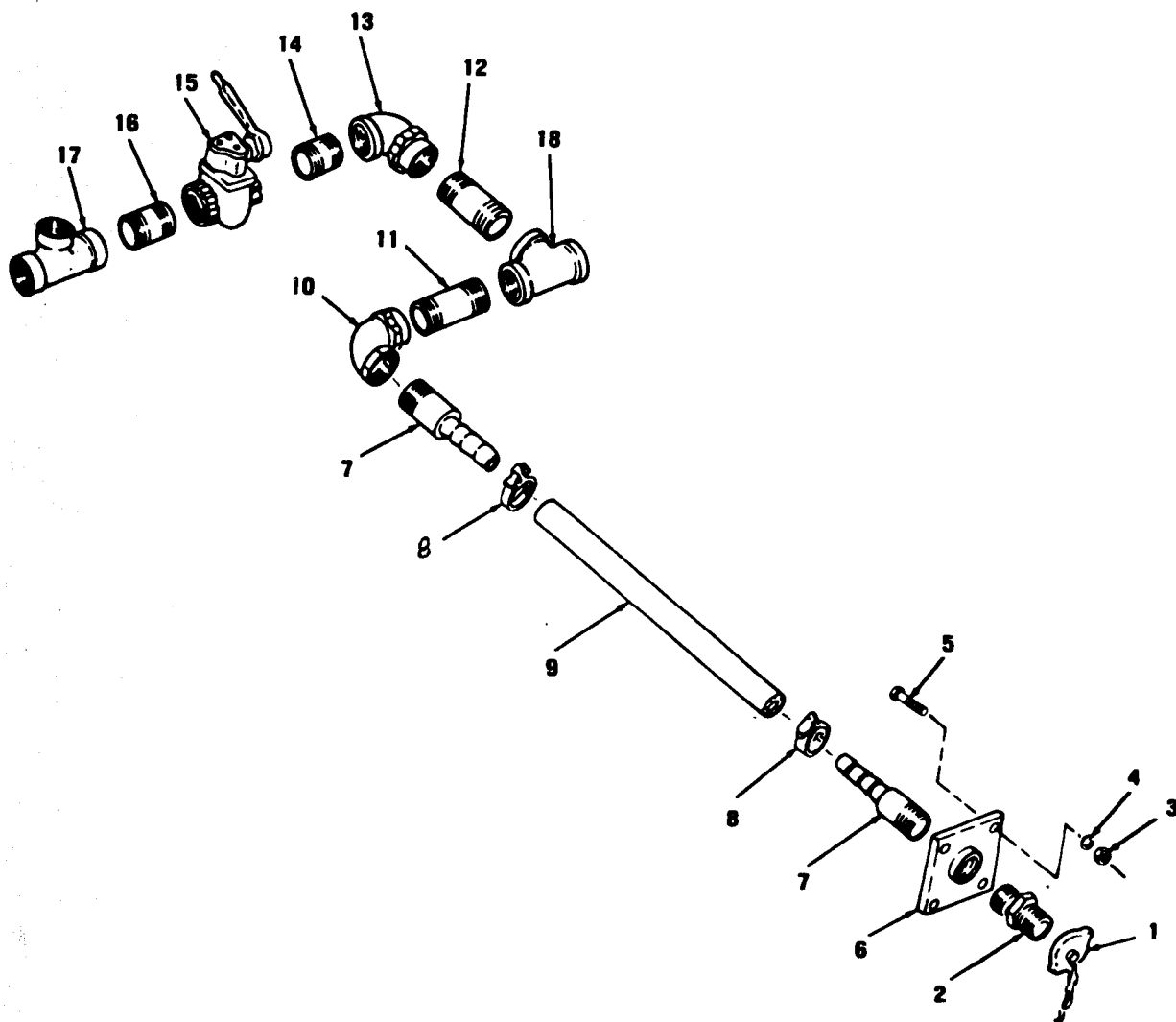


Figure 77. Waste Water Piping from Filter

## SECTION II

TM 5-4610-221-20P

(1) ILLUSTRATION		(2)	(3)	(4)	(5)	(6)	(7)	(8)
(a) FIG NO	(b) ITEM NO	SMR CODE	NATIONAL STOCK NUMBER	FSCM	PART NUMBER	DESCRIPTION  USABLE ON CODE	U/M	QTY INC IN UNIT
77	1	PAJZZ	4730-00-419-0451	97403	13211E4545-3	CAP AND CHAIN, 11-2IN:.....	EA	1
77	2	XBOZZ	4730-00-277-6844	97403	13208E4422-131	CONNECTION, WATER HOSE.....	EA	1
77	3	PAOZZ		96906	MS35690-602	NUT, PLAIN, HEXAGON, PLATE, COUPLING MTG, 3/8-16 THD. SIZE.....	EA	4
77	4	PAJZZ	5310-00-637-9541	96906	MS35338-46	WASHER, LOCK, PLATE, COUPLING MTG, 3/8 IN. SCREW SIZE.....	EA	4
77	5	PAJZZ	5305-00-942-2196	96906	MS90725-60	SCREW, CAP, HEXAGON, PLATE, COUPLING MTG, 3/8-16 THD. SIZE	EA	4
77	6	XBJZZ	4730-00-174-2808	97403	13208E4452-1	COUPLING PIPE.....	EA	1
77	7	PAJZZ	4730-00-222-8552	97403	13208E9857-2	ADAPTER, HOSE.....	EA	2
77	8	PAOZZ	4730-00-909-8627	96906	MS35842-13	CLAMP, HOSE HOSE TO ADAPTER.....	EA	2
77	9	PAOZZ		97403	13206E7350-151	HOSE, WATER.....	EA	1
77	10	PAJZZ	4730-00-231-5460	97403	13208E9863-2	ELBOW, UNION, WASTE WATER, FEMALE, 2 IN. PIPE SIZE.....	EA	1
77	11	XBOZZ		97403	13206E7350-183	NIPPLE, PIPE, WASTE WATER, 2-11/2 THD. SIZE, 5-3/4 IN. LG.....	EA	1
77	12	XBJZZ		97403	13206E7350-182	NIPPLE, PIPE, WASTE WATER.....	EA	1
77	13	PAOZZ	4730-00-231-5460	97403	13208E9863-2	ELBOW, UNION, WASTE WATER.....	EA	1
77	14	XBOZZ		97403	13218E0600-164	NIPPLE, PIPE, WASTE WATER, 2-11/2 THD. SIZE, 2-1/2 IN. LG.....	EA	1
77	15	PAJZZ	4820-00-266-9494	97403	13206E7350-219	VALVE, GATE, WASTE WATER, HANDLE OPERATED.....	EA	1
77	16	XBOZZ		97403	13218E0600-162	NIPPLE, PIPE, WASTE WATER, 2-11/2 THD. SIZE, 1-1/2 IN. LG.....	EA	1
77	17	XBJZZ		97403	13218E0055-72	TEE, REDUCING, WASTE WATER.....	EA	1
77	18	XBJZZ		97403	13218E0055-72	TEE, REDUCING, WASTE WATER.....	EA	1

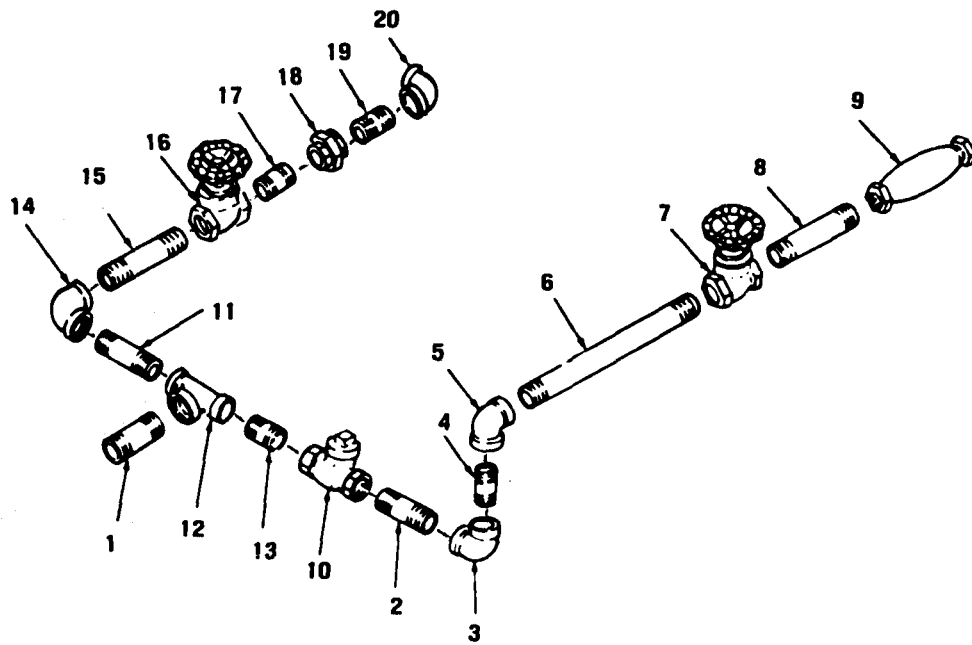


Figure 78. Waste Water Piping to Waste Water Tank

## SECTION II

TM 5-4610-221-20P

(1) ILLUSTRATION		(2)	(3)	(4)	(5)	(6)	(7)	(8)
(a) FIG NO	(b) FEM NO	SMR CODE	NATIONAL STOCK NUMBER	FSCM	PART NUMBER	DESCRIPTION  USABLE ON CODE	/A	QTY INC IN UNIT
78	1	BZZ		37403	13206E7350-120	NIPPLE, PIPE, WASTE WATER, 1-1/2-11 1/2 THD. SIZE, 4 IN. LG.....	A	1
78	2	BZZ		37403	13218E0600-102	NIPPLE, PIPE, WASTE WATER.....	A	1
78		BOZZ		37403	13218E0058-6	ELBOW, WASTE WATER.....	A	1
78	4	BZZ	730-00-193-265	37403	13218E0600-108	NIPPLE, PIPE, WASTE WATER, 1-11 1/2 THD. SIZE, 3-1/2 IN. LG.....	A	1
78	5	BOZZ	730-00-197-662	37403	13218E0600-111	ELBOW, WASTE WATER, 90 DEG, 1 IN. PIPE SIZE.....	A	1
78	6	BZZ		37403	13218E0600-117	NIPPLE, PIPE, WASTE WATER, 1-11 1/2 THD SIZE, 10 IN. LG.....	A	1
78	7	AZZ	820-00-595-184	37403	13218E0477-5	VALVE, GATE, WASTE WATER, BRONZE, 1 IN. PIPE SIZE.....	A	1
78	8	BOZZ		37403	13206E7350-151	NIPPLE, PIPE, WASTE WATER.....	A	1
78	9	BZZ	730-00-266-390	37403	13218E0475-5	COUPLING, PRESSURE, WASTE WATER, 1 IN. PIPE SIZE.....	A	1
78	10	AZZ	820-00-287-311	37403	13218E0478-105	VALVE, CHECK, WASTE WATER, 1 IN. PIPE SIZE.....	A	1
78	11	BZZ		37403	13206E7350-143	NIPPLE, PIPE, WASTE WATER, 1-11 1/2 THD. SIZE, 2-1/2 IN. LG.....	A	1
78	12	BZZ		37403	13218E0055-62	TEE, REDUCING, WASTE WATER, TWO ENDS, 1-11 1/2 THD SIZE, OTHER END, 1-1/2-11 1/2 THD. SIZE.....	A	1
78	13	BZZ		37403	13218E0600-102	NIPPLE, CLOSE, WASTE WATER, 1-11 1/2 THD SIZE.....	A	1
78	14	BOZZ		37403	13218E0058-6	ELBOW, WASTE WATER, 90 DEG, 1 IN. PIPE SIZE.....	A	1
78	15	BOZZ	730-00-197-662	37403	13218E0600-111	NIPPLE, PIPE, WASTE WATER, 1-11 1/2 THD SIZE, 5 IN. LG.....	A	1
78	16	AZZ	820-01-087-108	37403	13206E7350-132	VALVE, GATE, WASTE WATER, BRONZE, 1 IN. PIPE SIZE.....	A	1
78	17	BZZ		37403	13206E7350-159	NIPPLE, PIPE, WASTE WATER, 1-11 1/2 THD SIZE, 5 IN. LG.....	A	1
78	18	BZZ	730-00-266-390	37403	13218E0476-5	UNION, PIPE, WASTE WATER, 1 IN. PIPE SIZE.....	A	1
78	19	BZZ	730-00-265-690	37403	13218E0600-106	NIPPLE, PIPE, WASTE WATER, 1-11 1/2 THD. SIZE, 2-1/2 IN. LG.....	A	1
78	20	BZZ		37403	13218E0051-6	ELBOW, WASTE WATER, 90 DEG STREET, 1 IN. PIPE SIZE.....	A	1

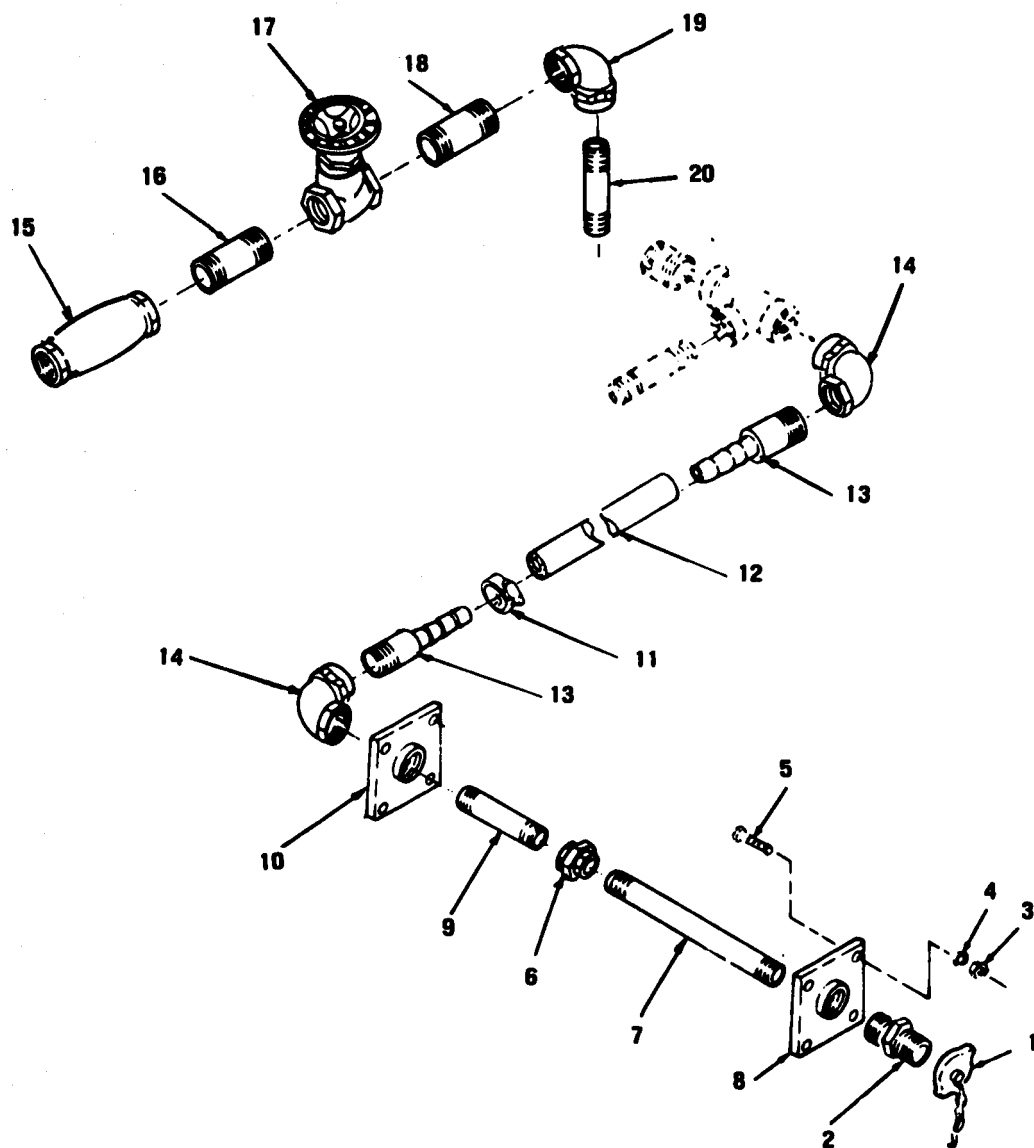


Figure 79. Erdlator Tank and Waste Water Piping from Outlet

SECTION II

TM 5-4610-221-20P

(1) ILLUSTRATION		(2)	(3)	(4)	(5)	(6)	(7)	(8)
(a) FIG NO	(b) ITEM NO	SMR CODE	NATIONAL STOCK NUMBER	FSCM	PART NUMBER	DESCRIPTION  USABLE ON CODE	U/M	QTY INC IN UNIT
79	1	PAJZZ	4730-00-905-5384	97403	13211E4545-4	CAP AND CHAIN, 2IN:.....	EA	1
79	2	XBJZZ		97403	13208E4422-97	CONNECTION, WATER HOSE.....	EA	1
79	3	PAJZZ		96906	MS35690-602	NUT, PLAIN, HEXAGON, COUPLING MTG, 3/8-16 THD. SIZE.....	EA	4
79	4	PAJZZ	5310-00-637-9541	96906	MS35338-46	WASHER, LOCK, PLATE, COUPLING MTG, 3/8 IN. SCREW SIZE.....	EA	4
79	5	PAJZZ	5305-00-269-3211	96906	MS90725-50	SCREW, CAP, HEXAGON, PLATE, COUPLING MTG, 3/8-16 THD. SIZE	EA	4
79	6	XBDZZ	4730-00-240-1672	97403	13218E0476-8	UNION, NIPPLE TO NIPPLE, 2-1 1/2 THD SIZE.....	EA	1
79	7	XBJZZ		97403	13206E7350-108	PIPE, STEEL, UNION TO COUPLING PLATE, 2-1 1/2 THD. SIZE, 15-1/4 IN. LG.....	EA	1
79	8	XBJZZ	4730-00-174-2808	97403	13208E4462-1	COUPLING, PIPE.....	EA	1
79	9	XBDZZ		97403	13206E7350-183	NIPPLE, PIPE, COUPLING TO PLATE, 2-1 1/2 THD SIZE, 8 IN. LG....	EA	1
79	10	XBJZZ	4730-00-174-2808	97403	13208E4462-1	COUPLING, PIPE.....	EA	1
79	11	PAJZZ	4730-00-909-8627	96906	MS35842-13	CLAMP, HOSE.....	EA	1
79	12	XBJZZ		97403	13206E7350-151	HOSE, WATER, ADAPTER TO ADAPTER.....	EA	1
79	13	PAJZZ	4730-00-222-8552	97403	13208E9857-2	ADAPTER, HOSE.....	EA	1
79	14	XBDZZ	4730-00-249-3922	97403	13218E0058-9	ELBOW, PIPE HOSE TO COUPLING PLATE, 45 DEG, 2-1 1/2 THD SIZE..	EA	1
79	15	XBDZZ	4730-00-189-2624	97403	13218E0476-7	UNION, PIPE, 1 1/2-1 1/2 THD SIZE.....	EA	1
79	16	XBJZZ		97403	13218E0600-144	NIPPLE, PIPE, UNION TO VALVE, 1 1/2-1 1/2 THD SIZE, 2-1/2 IN. LG.....	EA	1
79	17	PAJZZ	4820-00-268-9157	97403	13218E0477-7	VALVE, GATE, BRONZE, 1 1/2-1 1/2 THD. SIZE.....	EA	1
79	18	XBJZZ		97403	13218E0600-144	NIPPLE, PIPE, VALVE TO ELBOW, 1-1/2-1 1/2 THD. SIZE, 2-1/2 IN. LG.....	EA	1
79	19	XBJZZ	4730-00-249-3921	97403	13218E0058-8	ELBOW, PIPE, NIPPLE TO NIPPLE, 90 DEG, 1 1/2-1 1/2 THD SIZE..	EA	1
79	20	XBJZZ		97403	13206E7350-158	NIPPLE, PIPE, ELBOW TO TEE, 1-1/2-1 1/2 THD. SIZE, 6-1/2 IN. LG	EA	1

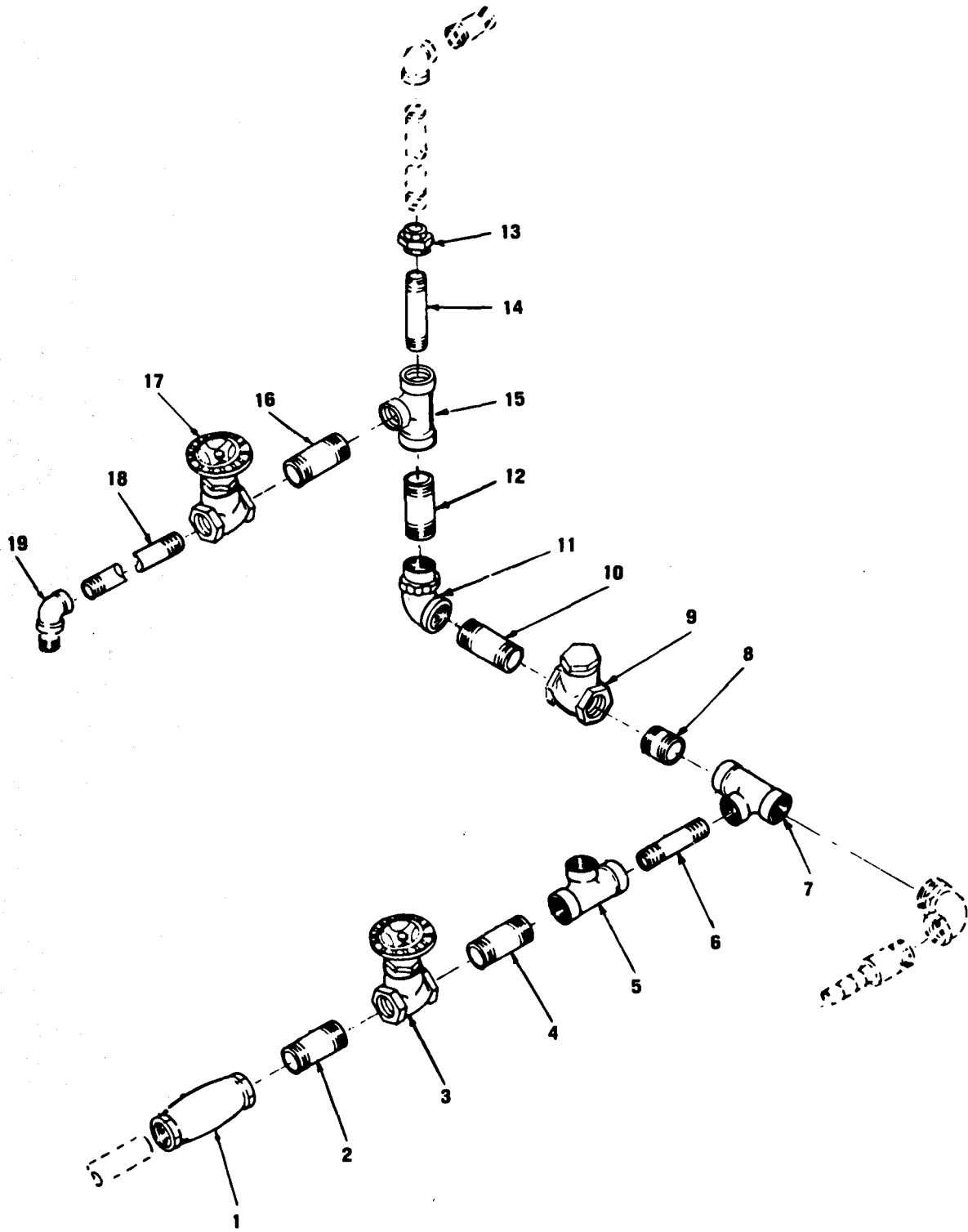


Figure 80. Erdlator Tank and Waste Water Piping to Tank



## SECTION II

TM 5-4610-221-20P

(1) ILLUSTRATION		(2)	(3)	(4)	(5)	(6)	(7)	(8)
(a) FIG NO	(b) ITEM NO	SMR CODE	NATIONAL STOCK NUMBER	FSCM	PART NUMBER	DESCRIPTION  USABLE ON CODE	U/M	QTY INC IN UNIT
80	1	X80ZZ	4730-00-189-2624	97403	13218E0476-7	UNION, PIPE, 1 1/2-1 1/2 THD SIZE.....	EA	1
80	2	X80ZZ		97403	13218E0600-144	NIPPLE, PIPE, UNION TO VALVE, 1-1/2-1 1/2 THD. SIZE, 2-1/2 IN. LG.....	EA	1
80	3	PA0ZZ	4820-00-595-1844	97403	13218E0477-7	VALVE, GATE, BRONZE, 1 1/2-1 1/2 THD SIZE.....	EA	1
80	4	X80ZZ		97403	13218E0600-144	NIPPLE, PIPE, VALVE TO TEE, 1-1/2-1 1/2 THD. SIZE, 2-1/2 IN. LG.	EA	1
80	5	X80ZZ		97403	13218E0055-72	TEE, REDUCING, 2-1 1/2 THD SIZE, 1 1/2-1 1/2 THD SIZE.....	EA	1
80	6	X80ZZ		97403	13206E7350-147	NIPPLE, PIPE, TEE TO TEE, 1 1/2-1 1/2 THD SIZE, 5 IN. LG.....	EA	1
80	7	X80ZZ		97403	13218E0053-9	TEE, PIPE, 2-1 1/2 THD SIZE.....	EA	1
80	8	X80ZZ		97403	13218E0600-169	NIPPLE, PIPE, TEE TO VALVE, 2-1 1/2 THD SIZE, 4 IN. LG.....	EA	1
80	9	PA0ZZ	4820-00-287-3098	97403	13218E0478-108	VALVE, CHECK, 2-1 1/2 THD SIZE.....	EA	1
80	10	X80ZZ		97403	13218E0600-144	NIPPLE, PIPE, VALVE TO ELBOW, 2-1 1/2 THD SIZE, 5 IN. LG.....	EA	1
80	11	X80ZZ	4730-00-249-3922	97403	13218E0058-9	ELBOW, PIPE NIPPLE TO NIPPLE, 90 DEG, 2-1 1/2 THD SIZE.....	EA	1
80	12	X80ZZ		97403	13206E7350-145	PIPE, STEEL, ELBOW TO TEE, 2-1 1/2 THD. SIZE, 16-1/2 IN. LG.....	EA	1
80	13	X80ZZ	4730-00-189-2624	57403	13218E0475-7	UNION, PIPE, PIPE TO NIPPLE, 2-1 1/2 THD SIZE.....	EA	1
80	14	X80ZZ		97403	13206E7350-156	NIPPLE, PIPE, UNION TO TEE, 2-1 1/2 THD. SIZE, 5-1/2 IN. LG.....	EA	1
80	15	X80ZZ		57403	13218E0053-9	TEE, PIPE, NIPPLE TO NIPPLE, 2-1 1/2 THD SIZE.....	EA	1
80	16	X80ZZ		57403	13218E0600-168	NIPPLE, PIPE, TEE TO VALVE, 2-1 1/2 THD. SIZE, 3-1/2 IN. LG.....	EA	1
80	17	PA0ZZ	4820-00-268-9158	97403	13218E0477-8	VALVE, GATE, NIPPLE TO PIPE, 2-1 1/2 THD SIZE.....	EA	1
80	18	X80ZZ		97403	13206E7350-133	PIPE, STEEL, VALVE TO ELBOW, 2-1 1/2 THD SIZE, 16 IN. LG.....	EA	1
80	19	PA0ZZ	4730-00-231-5460	57403	13208E9863-2	ELBOW, UNION, PIPE TO TANK, 2-1 1/2 THD. SIZE.....	EA	1

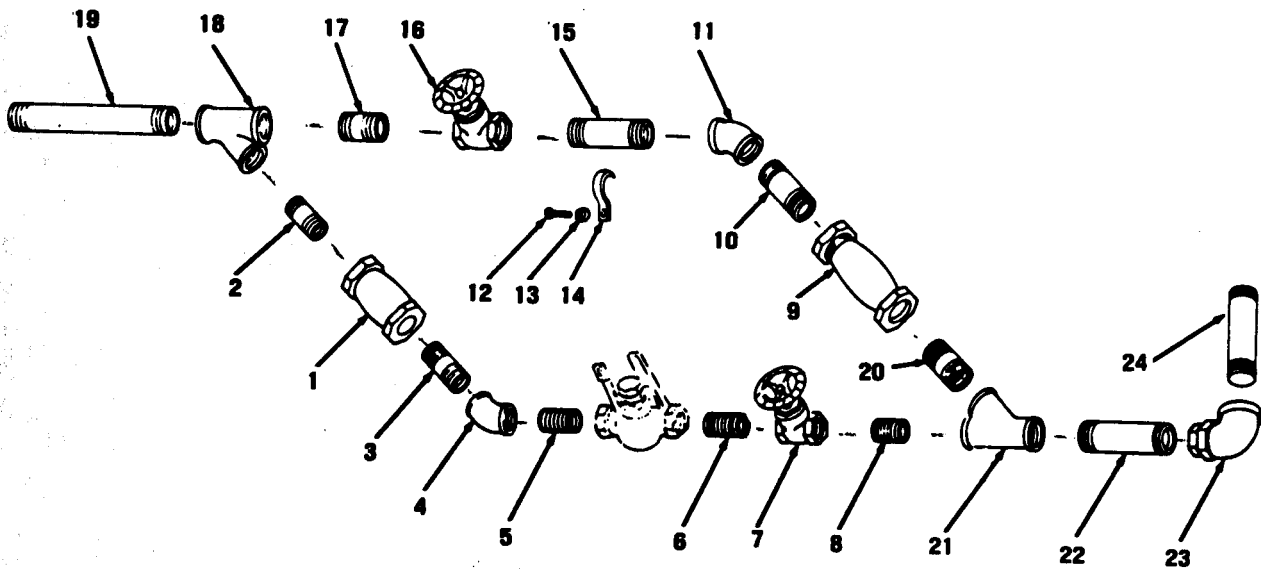


Figure 81. Eradiator Raw Water Piping to Y Branch

SECTION II

TM 5-4610-221-20P

(1) ILLUSTRATION		(2) SMR CODE	(3) NATIONAL STOCK NUMBER	(4) FSCM	(5) PART NUMBER	(6) DESCRIPTION  USABLE ON CODE	(7) QTY INC IN UNIT	(8) UNIT
(a) FIG NO	(b) ITEM NO							
81		K80ZZ	1730-00-189-262	1740	3218E0476-7	UNION,PIPE, NIPPLE TO NIPPLE, 1 1/2- 1 1/2 THD SIZE.....	A	1
81		K80ZZ		1740	3218E0600-144	NIPPLE, PIPE UNION TO Y BRANCH, 1- 1/2- 1 1/2 THD. SIZE, 2- 1/2 IN. LG.....	A	1
81		K80ZZ		1740	3218E0600-144	NIPPLE, PIPE UNION TO EL BOW, 1- 1/2- 1 1/2 THD. SIZE, 2- 1/2 IN. LG.....	A	1
81		K80ZZ	1730-00-246-919	1740	3218E0059-8	ELBOW, PIPE, NIPPLE TO NIPPLE, 45 DEG, 1 1/2- 1 1/2 THD SIZE..	A	1
81		K80ZZ		1740	3218E0600-144	NIPPLE, PIPE, UNION TO EL BOW, 1- 1/2- 1 1/2 THD. SIZE, 2- 1/2 IN. LG.....	A	1
81		K80ZZ		1740	3218E0600-144	NIPPLE, PIPE, VALVE TO VALVE, 1- 1/2- 1 1/2 THD. SIZE, 2- 1/2 IN. LG.....	A	1
81		P80ZZ	1820-00-268-915	1740	3218E0477-7	VALVE, GATE, NIPPLE TO Y BRANCH, 1 1/2- 1 1/2 THD SIZE.....	A	1
81		K80ZZ		1740	3218E0600-148	NIPPLE, PIPE, VALVE TO Y BRANCH, 1- 1/2- 1 1/2 THD. SIZE, 3- 1/2 IN. LG.....	A	1
81		K80ZZ	1730-00-189-262	1740	3218E0476-7	UNION, PIPE, NIPPLE TO NIPPLE, 1 1/2- 1 1/2 THD SIZE.....	A	1
81	1	K80ZZ		1740	3218E0600-144	NIPPLE, PIPE, UNION TO EL BOW, 1- 1/2- 1 1/2 THD. SIZE, 2- 1/2 IN. LG.....	A	1
81	1	P80ZZ	1730-00-493-839	1740	3208E9863-1	ELBOW, PIPE NIPPLE TO NIPPLE, 1 1/2- 1 1/2 THD. SIZE.....	A	1
81	1	P80ZZ	1306-00-225-849	1690	1590725-34	SCREW, CAP, HEXAGON, STRAP MTG, 5/16- 18, THD. SIZE, 1 IN. LG.....	A	1
81	1	P80ZZ	1310-00-728-204	1690	1545904-73	WASHER, LOCK, STRAP MTG SCREW, 5/16 IN. SCREW SIZE.....	A	1
81	1	P80ZZ	1340-00-050-465	1690	1535140-18	STRAP, PIPE.....	A	1
81	1	K80ZZ		1740	3206E7350-115	NIPPLE, PIPE, ELBOW TO VALVE, 1 1/2- 1 1/2 THD SIZE, 9 IN. LG..	A	1
81	1	P80ZZ	1820-00-268-915	1495	13811-2	VALVE, GATE, NIPPLE TO NIPPLE, 1 1/2- 1 1/2 THD SIZE.....	A	1
81	1	K80ZZ		1740	3218E0600-144	NIPPLE, PIPE, VALVE TO Y BRANCH, 1 1/2- 1 1/2 THD SIZE, 3 IN. LG	A	1
81	1	K80ZZ		1740	3218E0048-2	Y BRANCH.....	A	1
81	1	K80ZZ		1740	3206E7350-108	PIPE, STEEL, Y BRANCH TO EL BOW, 2- 1 1/2 THD. SIZE, 14- 1/2 IN. LG	A	1
81	2	K80ZZ		1740	3218E0600-144	NIPPLE, PIPE, UNION TO Y BRANCH, 1- 1/2- 1 1/2 THD. SIZE, 2- 1/2 IN. LG.....	A	1
81	2	K80ZZ		1740	3218E0048-2	Y BRANCH.....	A	1
81	2	K80ZZ		1740	3218E0048-2	NIPPLE, PIPE, Y BRANCH TO EL BOW, 2- 1 1/2 THD. SIZE, 4- 1/2 IN. LG	A	1
81	2	P80ZZ	1730-00-231-546	1740	3208E9863-2	ELBOW, UNION, NIPPLE TO NIPPLE, 2- 1 1/2 THD. SIZE.....	A	1
81	2	K80ZZ	1730-00-193-269	1740	3218E0600-174	NIPPLE, PIPE, EL BOW TO Y BRANCH, 2- 1 1/2 THD SIZE, 7 IN. LG....	A	1

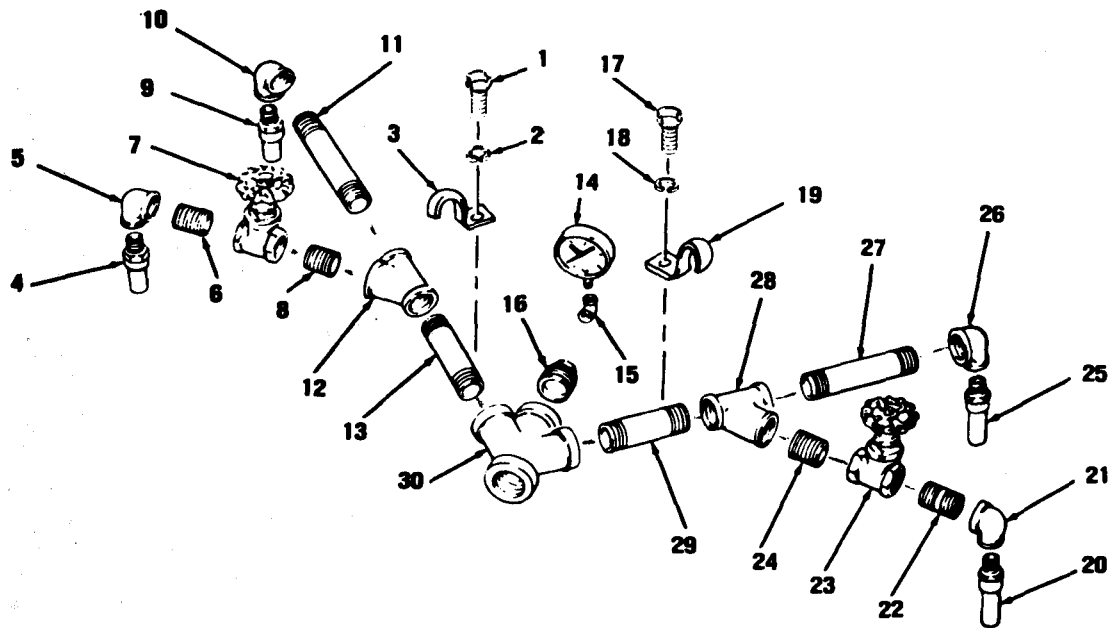


Figure 82. Erdator Raw Water Piping from Y Branch

## SECTION II

TM 5-4610-221-20P

(1) LUSTRATION		(2)	(3)	(4)	(5)	(6)	(7)	(8)
(a) FIG NO	(b) ITEM NO	SMR CODE	NATIONAL STOCK NUMBER	FSCM	PART NUMBER	DESCRIPTION	USABLE ON CODE	QTY INC IN UNIT
82	1	PAJZZ	5306-00-225-8499	96906	MS90725-34	SCREW,CAP,HEXAGON, STRAP MTG, 5/16-18 THD. SIZE, 1 IN. LG.....	EA	1
82	2	PAJZZ	5310-00-728-2044	96906	MS45904-73	WASHER, LOCK, STRAP MTG SCREW, 5/16 IN. SCREW SIZE.....	EA	1
82	3	PAJZZ	5340-00-050-4659	96906	MS35140-18	STRAP, RETAINING.....	EA	1
82	4	XDZZ	4610-00-152-1251	97403	13206E7395	ASPIRATOR.....	EA	1
82	5	XBZZ		97403	13218E0060-17	ELBOW, REDUCING, ASPIRATOR, 1 1/2-11 1/2 THD SIZE, 3/4-14 THD SIZE.....	EA	1
82	6	XBZZ	4730-00-196-2061	97403	13218E0600-142	NIPPLE, PIPE, ELBOW TO VALVE, 1 1/2-11 1/2 THD SIZE, CLOSE.....	EA	1
82	7	PAZZ	4820-00-268-9157	14959	438 1 1-2	VALVE, GATE, NIPPLE TO NIPPLE, BRONZE, 1 1/2-11 1/2 THD SIZE.....	EA	1
82	8	XBZZ	4730-00-196-2061	97403	13218E0600-142	NIPPLE, PIPE, VALVE TO Y BRANCH.....	EA	1
82	9	XDZZ	4610-00-152-1251	97403	13206E7395-2	ASPIRATOR.....	EA	1
82	10	XBZZ		97403	13218E0060-17	ELBOW, REDUCING, ASPIRATOR, 1 1/2-11 1/2 THD SIZE, 3/4-14 THD SIZE.....	EA	1
82	11	XBZZ		97403	13218E0600-157	NIPPLE, PIPE, ELBOW TO Y BRANCH, 1 1/2-11 1/2 THD SIZE, 10 IN. LG.....	EA	1
82	12	XBZZ		97403	13218E0048-2	Y BRANCH.....	EA	1
82	13	XBZZ	4730-00-278-0114	97403	13218E0600-150	NIPPLE, PIPE, Y BRANCH TO Y BRANCH, 1 1/2-11 1/2 THD SIZE, 4 IN. LG.....	EA	1
82	14	PAZZ	6685-00-401-8512	61349	P500	GAGE, PRESSURE, DIAL.....	EA	1
82	15	XBZZ	4730-00-246-9215	97403	13218E0051-2	ELBOW, PIPE PRESSURE GAGE, 90 DEG, 1/4-18 THD SIZE.....	EA	1
82	16	XBZZ		97403	13218E0468-33	BUSHING, REDUCING, PRESSURE GAGE ELBOW, 2-11 1/2 THD SIZE, 1/4-18 THD SIZE.....	EA	1
82	17	PAZZ	5306-00-225-8499	96906	MS90725-34	SCREW, CAP, HEXAGON, STRAP MTG, 5/16-18 THD. SIZE, 1 IN. LG.....	EA	1
82	18	PAJZZ	5310-00-728-2044	96906	MS45904-73	WASHER, LOCK, STRAP MTG SCREW, 5/16 IN. SCREW SIZE.....	EA	1
82	19	PAJZZ	5340-00-050-4659	96906	MS35140-18	STRAP, RETAINING.....	EA	1
82	20	XDZZ	4610-00-152-1251	97403	13206E7395	ASPIRATOR.....	EA	1
82	21	XBZZ		97403	13218E0060-17	ELBOW, REDUCING, ASPIRATOR, 1 1/2-11 1/2 THD SIZE, 3/4-14 THD SIZE.....	EA	1
82	22	XBZZ	4730-00-196-2061	97403	13218E0600-142	NIPPLE, PIPE, VALVE TO ELBOW, 1 1/2-11 1/2 THD SIZE, CLOSE.....	EA	1
82	23	PAZZ	4820-00-268-9157	14959	438 1-1-2	VALVE, GATE, BRONZE, 1 1/2-11 1/2 THD SIZE.....	EA	1
82	24	XBZZ	4730-00-196-2061	97403	13218E0600-142	NIPPLE, PIPE, VALVE TO ELBOW, 1 1/2-11 1/2 THD SIZE, CLOSE.....	EA	1
82	25	XDZZ	4610-00-152-1251	97403	13206E7395	ASPIRATOR.....	EA	1
82	26	XBZZ		97403	13218E0060-17	ELBOW, REDUCING, ASPIRATOR, 1 1/2-11 1/2 THD SIZE, 3/4-14 THD SIZE.....	EA	1
82	27	XBZZ		97403	13218E0600-157	NIPPLE, PIPE, ELBOW TO Y BRANCH, 1 1/2-11 1/2 THD SIZE, 10 IN. LG.....	EA	1
82	28	XBZZ	4730-00-268-3703	97403	13218E0046-2	Y BRANCH.....	EA	1
82	29	XBZZ	4730-00-278-0114	97403	13218E0600-150	NIPPLE, PIPE, Y BRANCH TO Y BRANCH, 1 1/2-11 1/2 THD SIZE, 4 IN. LG.....	EA	1
82	30	XBZZ		97403	13218E0048-2	Y BRANCH, REDUCING 2-11 1/2 THD SIZE, 1 1/2-11 1/2 THD SIZE.....	EA	1

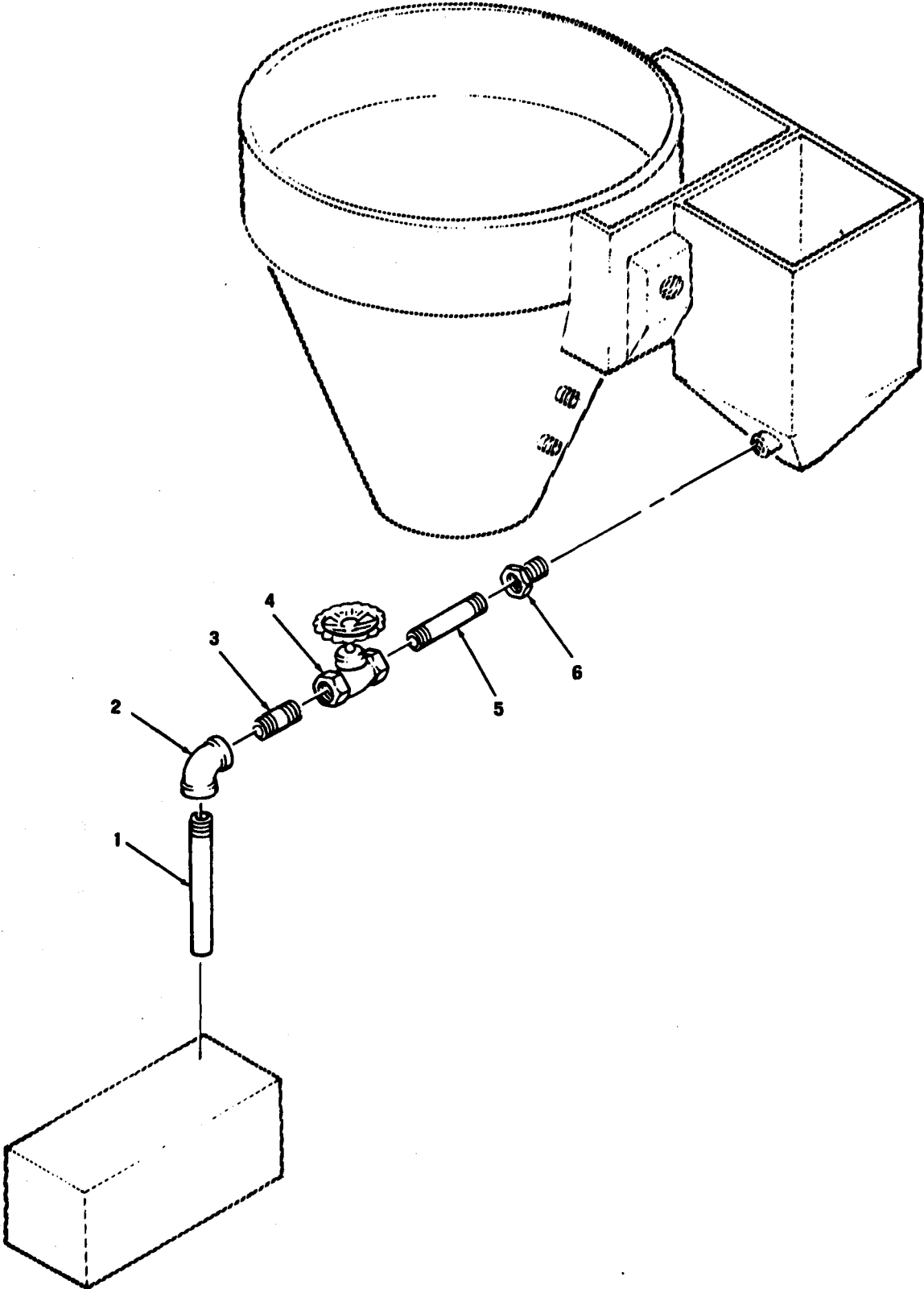


Figure 83. Sludge Concentrator Waste Water Piping

SECTION II

TM 5-4610-221-20P

(1) ILLUSTRATION		(2)	(3)	(4)	(5)	(6)	(7)	(8)
(a) FIG NO	(b) ITEM NO	SMR CODE	NATIONAL STOCK NUMBER	FSCM	PART NUMBER	DESCRIPTION  USABLE ON CODE	U/M	QTY INC IN UNIT
83	1	XBJZZ		97403	13206E7350-170	PIPE,STEEL, 1-1 1/2 THD SIZE, 4 IN. LG.....	EA	1
83	2	XBJZZ		97403	13218E0058-6	ELBOW,PIPE, 90 DEG,1-1 1/2 THD SIZE.....	EA	1
83	3	XBJZZ		97403	13218E0600-102	NIPPLE,PIPE, VALVE TO EL BOW, 1-1 1/2 THD SIZE,CLOSE.....	EA	1
83	4	PAJZZ	4820-00-595-1844	97403	13218E0477-5	VALVE,GATE, BRONZE, 1-1 1/2 THD SIZE.....	EA	1
83	5	PAJZZ		97403	13206E7350-166	NIPPLE,PIPE, BUSHING TO VALVE, 1-1 1/2 THD. SIZE ,6-1/2 IN. LG.	EA	1
83	6	XBJZZ	4730-00-193-0883	97403	13218E0468-16	BUSHING,REDUCING, PIPE TO TANK, 1 1/2-1 1/2 THD SIZE ,1-1 1/2 THD SIZE.....	EA	1

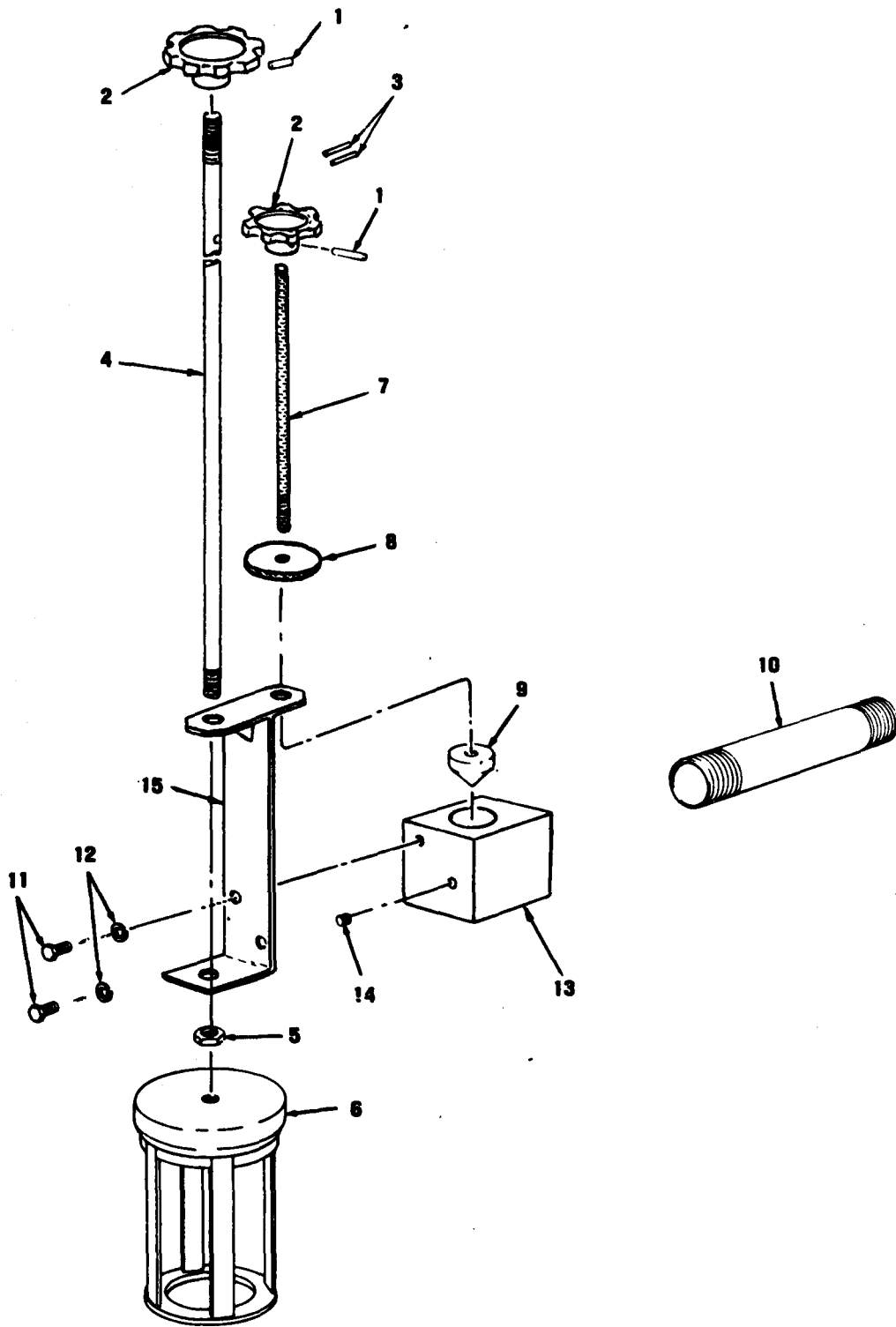


Figure 84. Sludge Concentrator Tank Valve



SECTION II

TM 5-4610-221-20P

(1) ILLUSTRATION		(2)	(3)	(4)	(5)	(6)	(7)	(8)
(a) FIG NO	(b) ITEM NO	SMR CODE	NATIONAL STOCK NUMBER	FSCM	PART NUMBER	DESCRIPTION  USABLE ON CODE	U/M	QTY INC IN UNIT
84	1	XBJZZ	5315-00-680-4626	96906	MS171501	PIN, SPRING, KNOB RETAINING, .094 IN. DIA, 13/16 IN. LG.....	E A	2
84	2	XBJZZ		96027	AHK6R	KNOB, CONTROL.....	E A	2
84	3	PAJZZ	5315-00-841-4443	96906	MS171532	PIN, SPRING, ROD, 1/8 IN. DIA, 7/8 IN. LG.....	E A	2
84	4	XBJZZ		97403	13206E7370-2-1	ROD, CRIFICE CONTROL.....	E A	1
84	5	XBJZZ		96906	MS35691-530	NUT, PLAIN, HEXAGON, PLUG LOCKING, 3/8-24 THD SIZE.....	E A	2
84	6	PAJZZ	4730-00-489-5648	57403	13206E7365	RESTRICTOR, FLUID, DRAW OFF.....	E A	1
84	7	XBJZZ		97403	13207E9123	STUD, 3/8-24 THD SIZE, 6-1/2 IN. LG.....	E A	1
84	8	XBJZZ		97403	13206E7369	NUT, ROUND, KNURLED, ORIFICE STUD.....	E A	1
84	9	PAJZZ	4610-00-489-0262	97403	13206E7368	PLUG, ORIFICE.....	E A	1
84	10	XBJZZ		97403	13206E7364-13	PIPE, DRAW OFF, 1 IN.....	E A	1
84	11	XBJZZ	5305-00-059-3675	96906	MS51958-79	SCREW, MACHINE BLOCK MTG, 1/4-28 THD SIZE, 1/2 IN. LG.....	E A	2
84	12	XBJZZ	5310-00-933-8121	96906	MS35338-82	WASHER, LOCK, BLOCK MTG, 1/4 IN. SCREW SIZE.....	E A	2
84	13	XBJZZ		97403	13206E7366-1	BLOCK, DRAW OFF PIPING.....	E A	1
84	14	XBJZZ		96906	MS124716	INSERT, HELICOIL, BLOCK, DRAW OFF PIPING, 1/4-28 THD. SIZE, 1-1/2 IN. LG.....	E A	2
84	15	XBJZZ		97403	13206E7367	BRACKET, DRAW OFF.....	E A	1

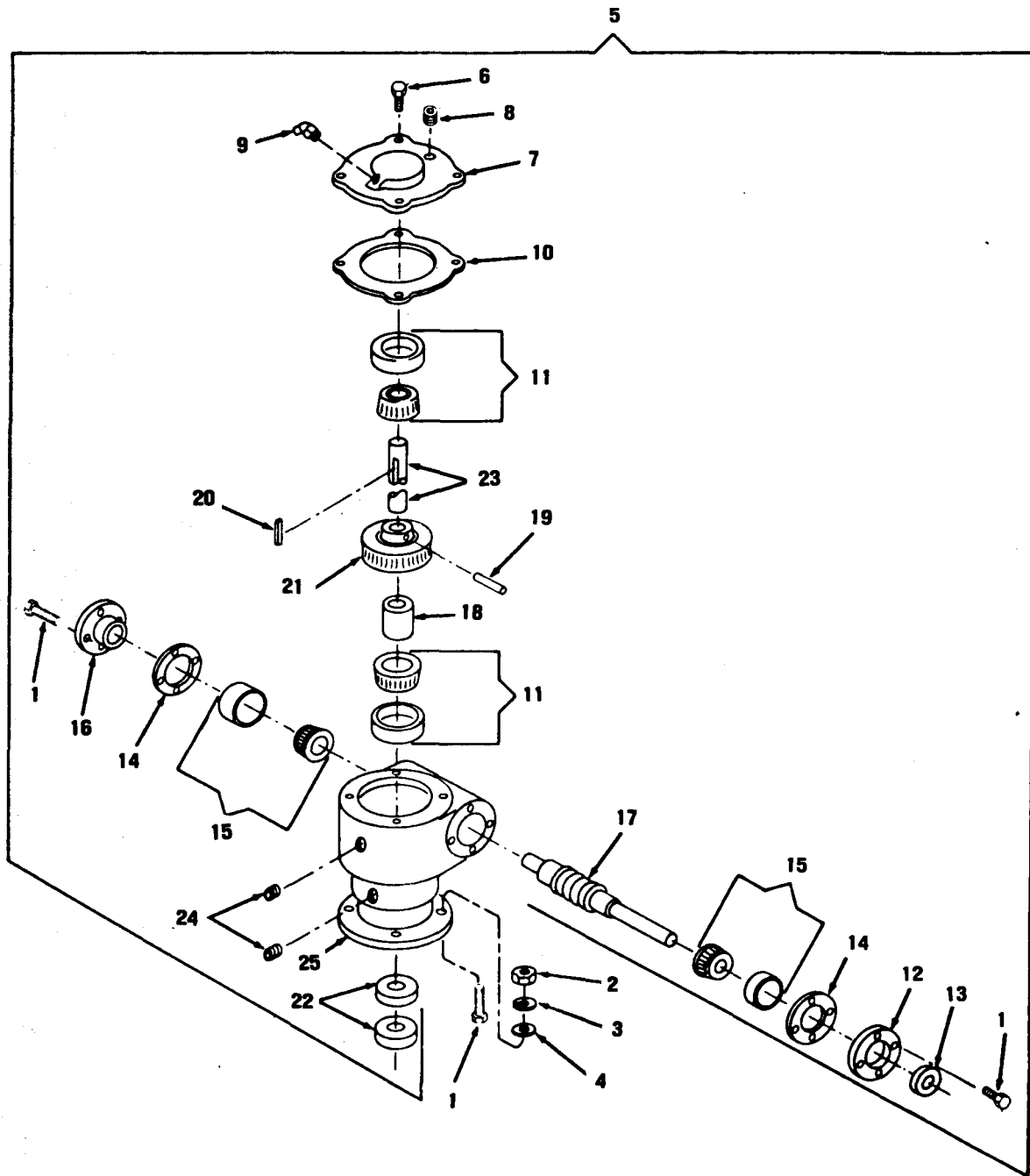


Figure 85. Erdlator Agitator Speed Reducer

SECTION II

TM 5-4610-221-20P

(1) ILLUSTRATION		(2)	(3)	(4)	(5)	(6)	7	(8)
(a) FIG NO	(b) DET NO	SMR CODE	NATIONAL STOCK NUMBER	FSCM	PART NUMBER	DESCRIPTION  USABLE ON CODE	/1	QTY INC IN UNIT
85		AJZZ	305-00-958-525	1690	MS35190-307	SCREW, MACHINE MTG, GEAR ASS EMBLY, 5/16- 18 THD. SIZE, 1-1/4 IN. LG	A	4
85		BDZZ	310-00-880-774	1690	MS35690-505	NUT, PLAIN, HEXAGON MTG, GEAR ASSEMBLY, 5/16 IN. SCREW SIZE.....	A	4
85		BJZZ		1690	MS35338-83	WASHER, LOCK MTG, GEAR ASSEMBLY, 5/16 IN. SCREW SIZE.....	A	4
85		AJZZ	310-00-625-575	1690	MS15795-812	WASHER, FLAT MTG, GEAR ASSEMBLY, 5/16 IN. SCREW SIZE.....	A	4
85		AFZ	010-00-105-951	1796	MP200	GEAR ASSEMBLY, SPEED, ERDLA TORAGITATOR.....	A	1
85		BJZZ		1796	M200-21	. PLUG, PIPE, DRILLED, VENTILATOR, GEARCASE.....	A	1
85		AJZZ	730-00-172-004	1690	MS15006-1	. FITTING, LUBRICATION.....	A	1

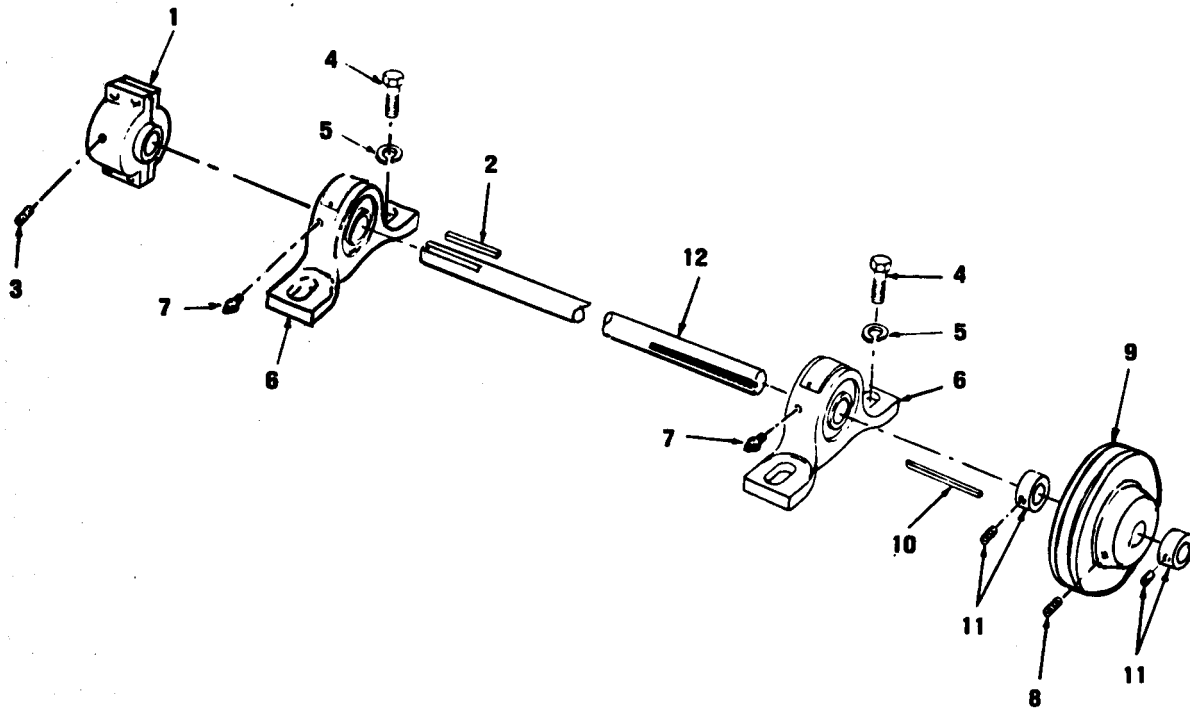


Figure 86. Erdlator Agitator Drive Shaft

## SECTION II

TM 5-4610-221-20P

(1) ILLUSTRATION		(2) SMR CODE	(3) NATIONAL STOCK	(4) FSCM	(5) PART NUMBER	(6) DESCRIPTION  USABLE ON CODE	(7) A	(8) QTY INC IN UNIT
(a) FIG NO	(b) ITEM NO							
86		BZZZ		77403	13206E7351	ERDLATOR ASS EMBLY.....	A	1
86		ADZZ	010-00-350-5844	77403	13212E6841-1	.COUPLING,FLEXIBLE, SHAFT TO SPEED REDUCER,ERDLATOR AGITATOR	A	1
86		ADZZ	315-00-730-4564	76906	MS20066-143	.KEY,MACHINE, COUPLING MTG, 3/16 X 3/16 X 1 IN. LG.....	A	1
86		AJZZ	305-00-088-9520	76906	MS51029-49	.SETSCREW, COUPLING DRIVE SHAFT, SOCKET HEAD, 1/4-20 THD. SIZE, 1/4 IN. LG.....	A	1
86		AJZZ	305-00-576-5417	76906	MS35307-360	.SCREW,CAP,HEXAGON, BEARING UNIT MTG, 3/8-16 THD. SIZE, 1 IN. LG	A	4
86		BZZZ	310-00-984-7042	76906	MS35338-84	.WASHER,LOCK, BEARINGUNIT MTG.....	A	4
86		AJZZ	130-00-289-6581	31733	P3U210H	.BEARINGUNIT,BALL DRIVESHAFT,SPEEDREDUCER.....	A	2
86		AJZZ	730-00-050-4203	76906	MS15001-1	.FITTING,LUBRICATIONPILLWBLOCK.....	A	2
86		ADZZ	305-00-543-2671	76906	MS51029-51	.SETSCREW, PULLEY MTG,ERDLATOR DRIVE, 1/4-20 THD. SIZE, 3/8 IN. LG.....	A	1
86		BZZZ	020-01-044-1894	77403	13212E6837	.PULLEY,CONE DRIVESHAFT, SPEEDREDUCER.....	A	1
86	1	BZZZ	315-01-073-3797	76906	MS20066-176	.KEY,MACHINE, PULLEY RETAINING, 3/16 X 3/16 X 4 1/2 IN. LG.....	A	1
86	1	BZZZ		77403	13206E7393	.CELLAR,DRIVE SHAFT, OUTER.....	A	1
86	1	BZZZ		77403	13212E6838	.SHAFT,DRIVE, SPEEDREDUCER,ERDLATORAGITATOR.....	A	1

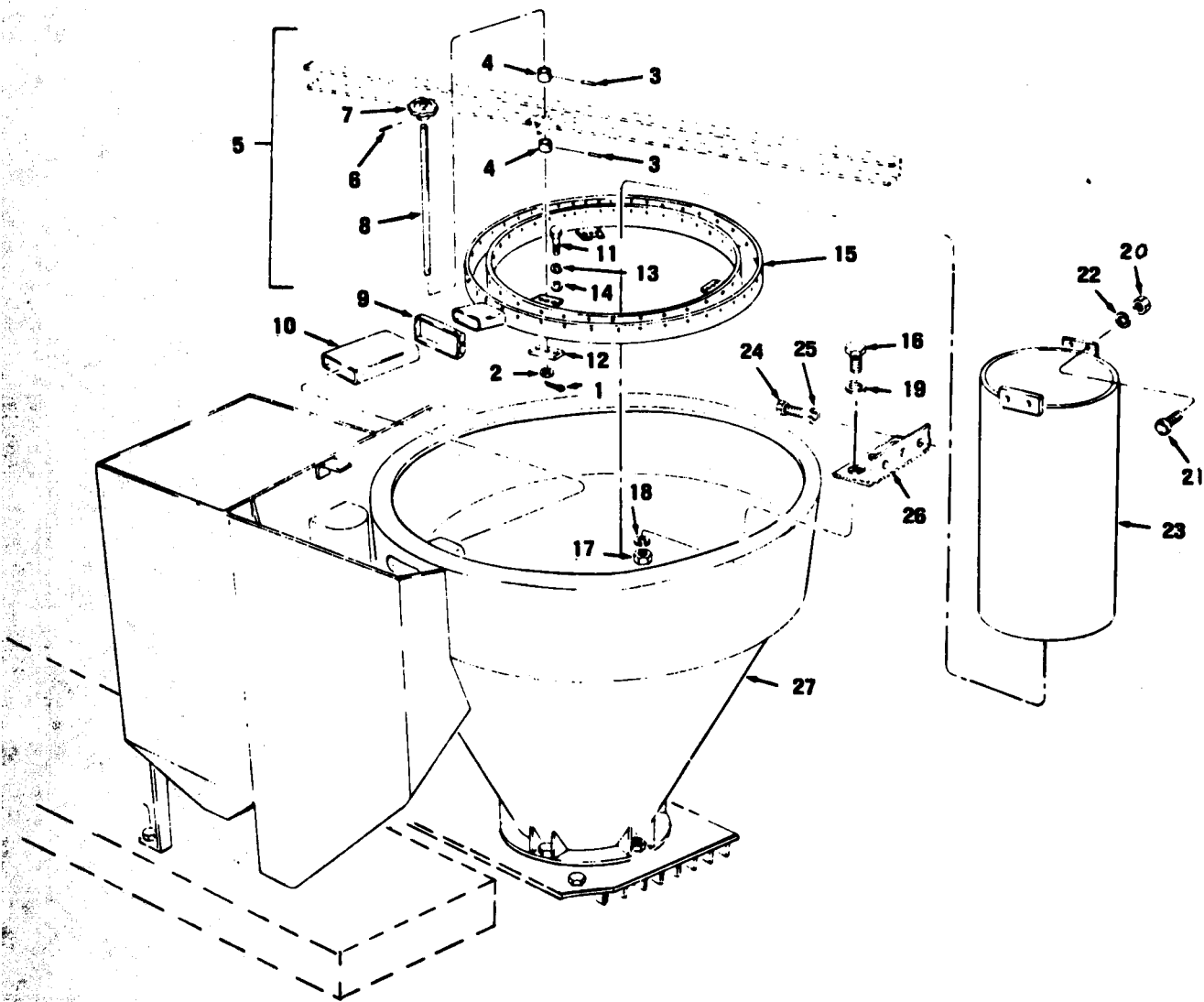


Figure 88. Erdiator Tank

## SECTION II

TM 5-4610-221-20P

(1) ILLUSTRATION		(2)	(3)	(4)	(5)	(6)	(7)	(8)
(a) FIG NO	(b) ITEM NO	SMR CODE	NATIONAL STOCK NUMBER	FSCM	PART NUMBER	DESCRIPTION	USABLE ON CODE	QTY INC IN UNIT
88	1	PAJZZ	5315-00-234-1863	96906	MS24665-300	PIN, COTTER ADJUSTING ROD.....	E A	3
88	2	PAJZZ	5310-00-773-7618	96906	MS15795-814	WASHER, FLAT ADJUSTING ROD, 3/8 IN. ID.....	E A	3
88	3	PAJZZ	5305-00-724-5851	96906	MS51029-53	SETS CREW, COLLAR 1/4-20 THD. SIZE, 1/2 IN. LG.....	E A	6
88	4	XBJZZ		97403	13206E7390	COLLAR ADJUSTING ROD.....	E A	6
88	5	XBJZZ		97403	13206E7387	ROD ASSEMBLY, ADJUSTING.....	E A	3
88	6	PAJZZ	5315-00-616-3839	96906	MS171531	PIN, SPRING KNOB RETAINING, 1/8 IN. DIA, 1 3/16 IN. LG.....	E A	3
88	7	XBJZZ		96027	AHK6R	KNOB, ADJUSTING ROD.....	E A	3
88	8	XBJZZ		97403	13206E7388	ROD, ADJUSTING, 3/8-24 THD SIZE, ONE END, 13 IN. LG.....	E A	3
88	9	PAJZZ	4730-00-908-6294	96906	MS35842-16	CLAMP, HOSE BOOT RETAINING, LOW PRESSURE.....	E A	2
88	10	PAJZZ	4610-00-803-3811	97403	13206E7398	BOOT.....	E A	1
88	11	PAJZZ	5305-00-207-8253	96906	MS35307-308	SCREW, CAP, HEXAGON ADJUSTING ROD, 1/4-20 THD. SIZE, 1 IN. LG.....	E A	6
88	12	XBJZZ	5310-00-444-1492	97403	13206E7389	NUT, SPECIAL LAUNDRER ADJUSTING.....	E A	3
88	13	XBJZZ	5310-00-933-8121	96906	MS35338-82	WASHER, LOCK, ADJUSTING ROD.....	E A	6
88	14	PAJZZ	5310-00-582-5677	96906	MS15795-810	WASHER, FLAT ADJUSTING ROD.....	E A	6
88	15	XBJZZ		97403	13206E7391	LAUNDRER, EFFLUENT.....	E A	1
88	16	PAJZZ	5305-00-269-3215	96906	MS90725-65	SCREW, CAP, HEXAGON ERDLATOR MTG, BRACKET, 3/8-16 THD. SIZE, 1-1/2 IN. LG.....	E A	3
88	17	XBJZZ		96906	MS51967-7	NUT, PLAIN, HEXAGON, BRACKET MTG, ERDLATOR, 3/8-16 THD SIZE.....	E A	3
88	18	PAJZZ	5310-00-953-8628	96906	MS45904-77	WASHER, LOCK ERDLATOR MTG, EXTERNAL TIGHT, 3/8 IN. SCREW SIZE.....	E A	3
88	19	PAJZZ	5310-00-080-6004	96906	MS27183-14	WASHER, FLAT TUBE MTG, ERDLATOR, 3/8 IN. SCREW SIZE.....	E A	3
88	20	XBJZZ		96906	MS35690-610	NUT, PLAIN, HEXAGON, TUBE MTG, 3/8-16 THD SIZE.....	E A	4
88	21	PAJZZ	5305-00-717-5467	96906	MS35307-362	SCREW, CAP, HEXAGON TUBE MTG, 3/8-16 THD. SIZE, 1-1/4 IN. LG.....	E A	4
88	22	XBJZZ	5310-00-984-7042	96906	MS35338-84	WASHER, LOCK, TUBE MTG.....	E A	4
88	23	XBJZZ		97403	13206E7358	TUBE, DOWNCOMER.....	E A	1
88	24	PAJZZ	5305-00-942-2196	96906	MS90725-60	SCREW, CAP, HEXAGON BRACKET MTG, ERDLATOR, 3/8-16 THD. SIZE, 1 IN. LG.....	E A	3
88	25	PAJZZ	5310-00-953-8628	96906	MS45904-77	WASHER, LOCK BRACKET MTG, ERDLATOR, EXTERNAL-INTERNAL, 3/8 IN. SCREW SIZE.....	E A	3
88	26	XBJZZ		97403	13206E7519	BRACKET, ERDLATOR.....	E A	1
88	27	XBJZZ		97403	13206E7353	TANK, ERDLATOR.....	E A	1

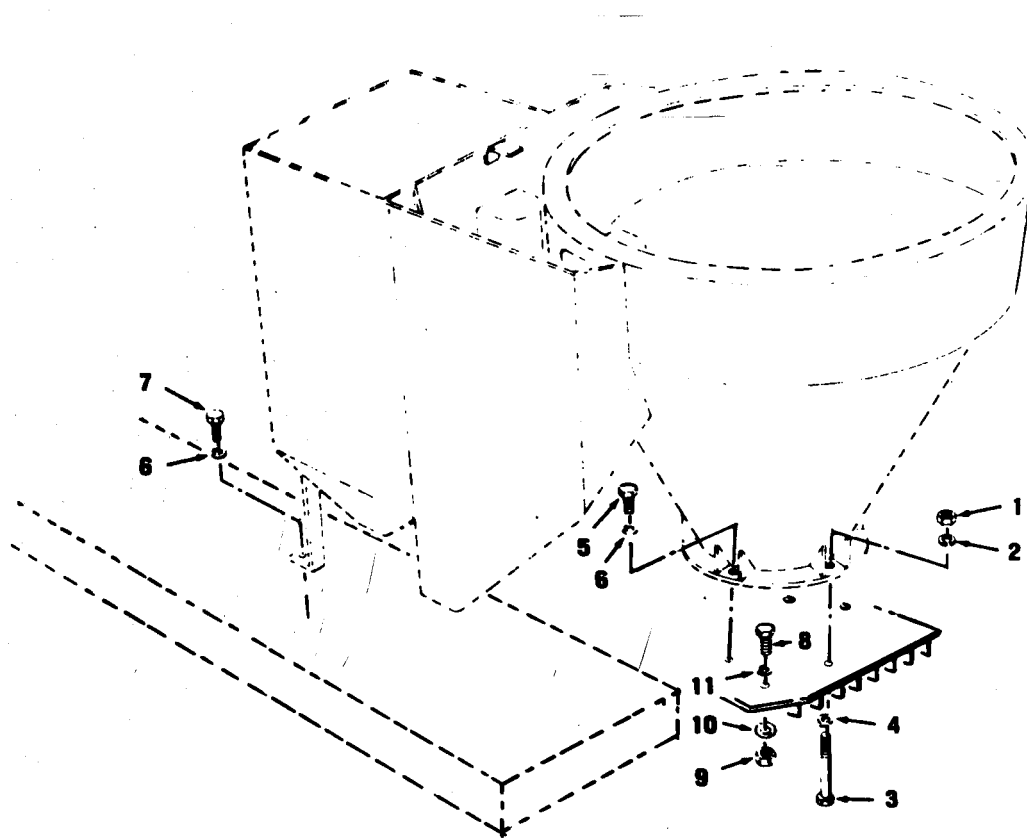


Figure 89. Erdiator Tank Mounting



SECTION II

TM 5-4610-221-20P

(1) ILLUSTRATION		(2)	(3)	(4)	(5)	(6)	(7)	(8)
(a) FIG NO	(b) ITEM NO	SMR CODE	NATIONAL STOCK NUMBER	FSCM	PART NUMBER	DESCRIPTION  USABLE ON CODE	U/M	QTY INC IN UNIT
89	1	XBJZZ		96906	MS51967-13	NUT, PLAIN, HEXAGON ERDLATOR MTG, 1/2-13 THD SIZE.....	E A	4
89	2	PAJZZ	5310-00-935-8984	96906	MS45904-84	WASHER, LOCK ERDLATOR MTG, PLATE, 1/2 IN. SCREW SIZE, EXTERNAL- INTERNAL.....	E A	6
89	3	PAJZZ	5305-00-964-0589	96906	MS90725-115	SCREW, CAP, HEXAGON, PLATE MTG.....	E A	4
89	4	PAJZZ	5310-00-809-5998	96906	MS27183-18	WASHER, FLAT ERDLATOR MTG.....	E A	6
89	5	PAJZZ	5305-00-042-6417	96906	MS90725-113	SCREW, CAP, HEXAGON TANK MTG, ERDLATOR, 1/2-13 THD, SIZE, 1-1/2 IN. LG.....	E A	2
89	6	XBJZZ	5310-01-088-8837	96906	MS45904-86	WASHER, LOCK TANK MTG, ERDLATOR.....	E A	6
89	7	PAJZZ	5305-00-942-2196	96906	MS90725-60	SCREW, CAP, HEXAGON TANK MTG, 1/2-13 THD, SIZE, 1 IN. LG.....	E A	1
89	8	PAJZZ	5305-00-964-0589	96906	MS90725-115	SCREW, CAP, HEXAGON PLATE, TANK MTG, 1/2-13 THD, SIZE, 2 IN. LG.....	E A	4
89	9	XBJZZ		96906	MS51967-13	NUT, PLAIN, HEXAGON PLATE, TANK MTG, 1/2-13 THD, SIZE.....	E A	4
89	10	XBJZZ	5310-01-088-8837	96906	MS45904-86	WASHER, LOCK PLATE, TANK MTG, EXTERNAL-INTERNAL TEETH, 1/2 IN. SCREW SIZE.....	E A	4
89	11	XBJZZ		96906	MS35338-86	WASHER, LOCK PLATE, TANK MTG.....	E A	4

GROUP 10 (INCLUDING FIGURES 90 & 91) NOT USED

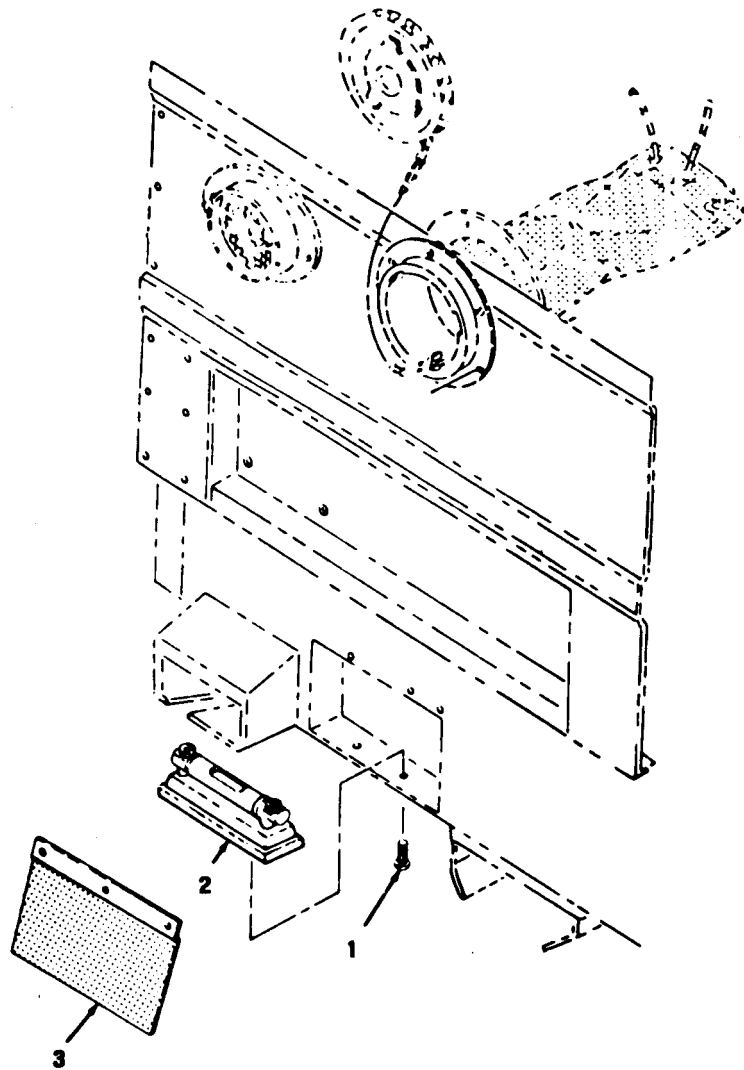


Figure 92. Van Body Level Assembly

SECTION II

TM 5-4610-221-20P

(1) ILLUSTRATION		(2)	(3)	(4)	(5)	(6)	(7)	(8)
(a) FIG NO	(b) ITEM NO.	SMR CODE	NATIONAL STOCK NUMBER	FSCM	PART NUMBER	DESCRIPTION  USABLE ON CODE	U/M	QTY INC IN UNIT
92	1	PAJZZ	5305-00-989-7435	96906	MS5207-264	GROUP 11 PRECISION LEVELING DEVICES SCREW, MACHINE LEVEL MTG, PAN HEAD, NO. 10- 32 THD. SIZE	E A	6
92	2	XBDZZ		97403	13219E2633	LEVEL.....	E A	3
92	3	PAOZZ	5210-00-449-0429	97403	13208E4431	COVER, LEVEL.....	E A	3

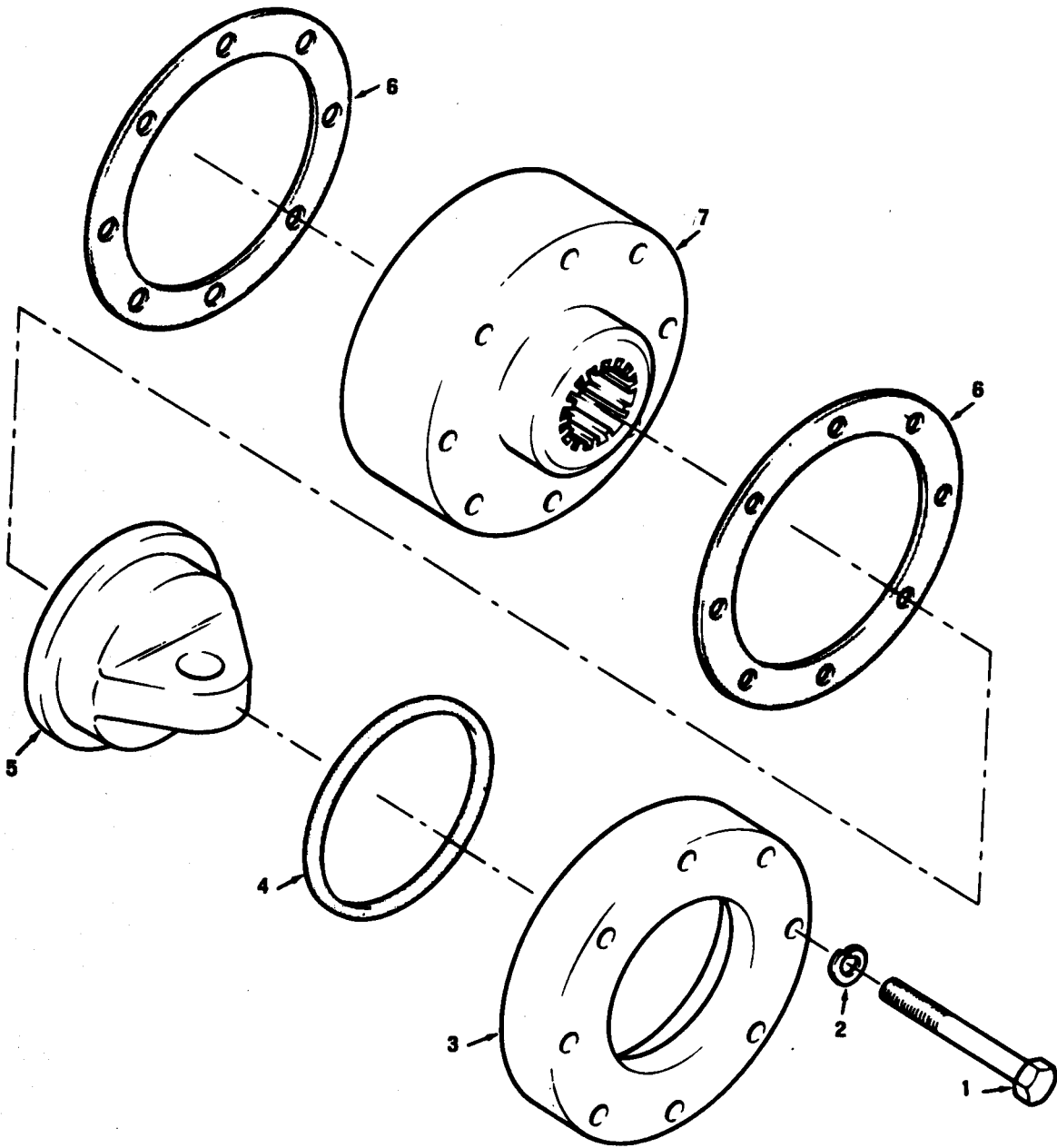


Figure 93. Front Vehicle Lifting Kit

SECTION II

TM 5-4610-221-20P

(1) LUSTRATION		(2)	(3)	(4)	(5)	(6)	(7)	(8)
(a) FIG NO	(b) ITEM NO.	SMR CODE	NATIONAL STOCK NUMBER	FSCM	PART NUMBER	DESCRIPTION  USABLE ON CODE	U/M	QTY INC IN UNIT
						GROUP 12 SPECIAL PURPOSE KITS		
93		PA00Z	2590-01-111-4761	97403	13217E6320	LIFTINGKIT,VEHICLEWATERPURIFICATIONUNIT.....	E A	1
93	1	PAJZZ	5305-00-071-2076	96906	MS90728-120	.SCREWCAPRETAINERMTG.....	E A	16
93	2	PAJZZ	5310-00-584-5272	96906	MS35338-48	.WASHERLOCKRETAINERMTG.....	E A	16
93	3	XBDZZ		97403	13217E6322	.RETAINERFRONTLIFTINGKIT.....	E A	2
93	4	PAJZZ	5330-00-914-1826	96906	MS29561-343	.PACKINGFRONTRETAINERLIFTINGKIT.....	E A	2
93	5	XBDZZ		97403	13217E6323	.SHIVELVEFRONTLIFTINGKIT.....	E A	2
93	6	XDJZZ	5330-00-152-3511	97403	13217E6321	.GASKETHUBFRONTLIFTINGKIT.....	E A	4
93	7	XBDZZ		97403	13217E6324	.FLANGEDRIVINGLIFTINGKIT.....	E A	2

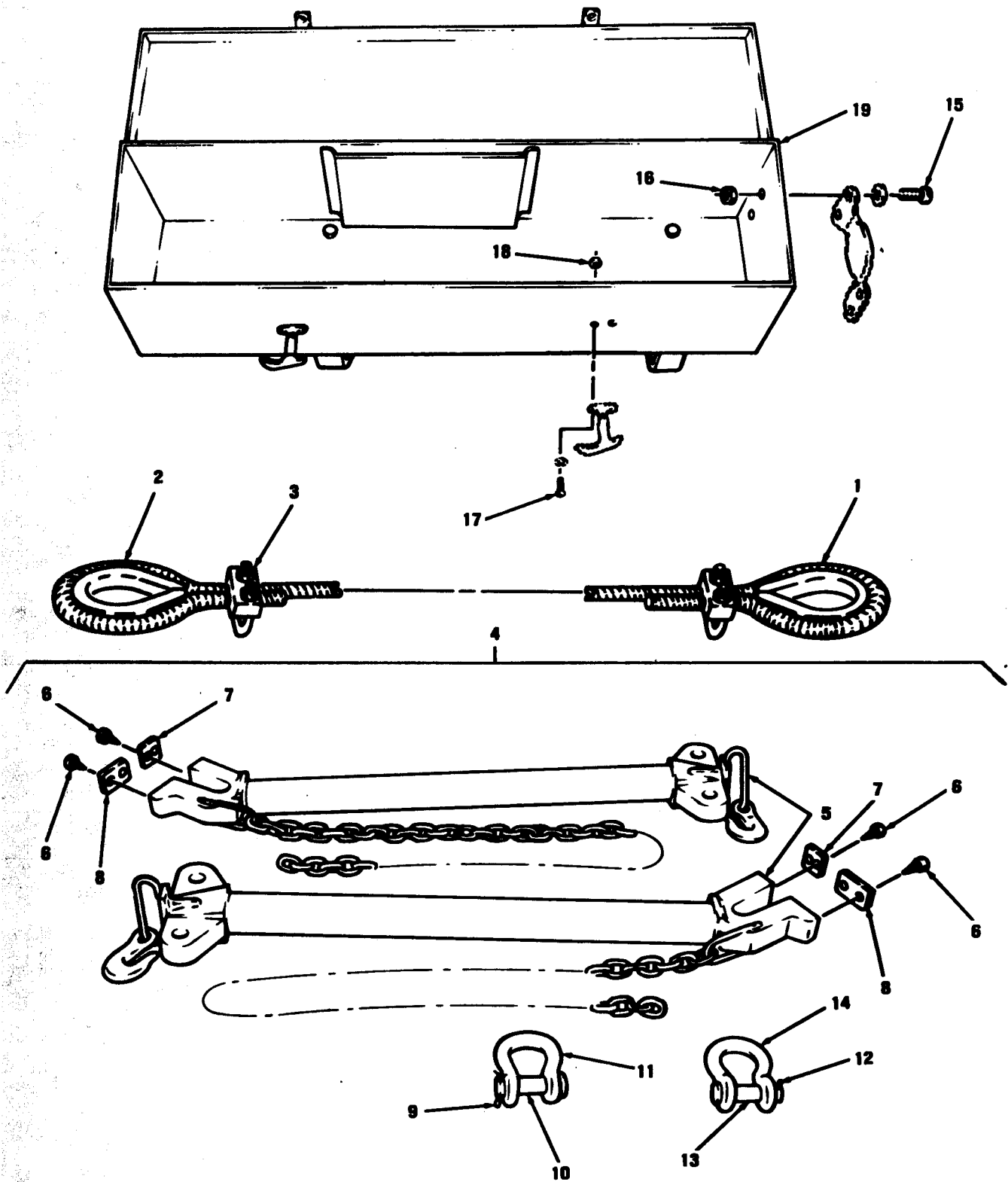


Figure 94. Rear Vehicle Lifting Kit

SECTION II

TM 5-4610-221-20P

(1) ILLUSTRATION		(2)	(3)	(4)	(5)	(6)	(7)	(8)
(a) FIG NO	(b) REF NO	SMR CODE	NATIONAL STOCK NUMBER	FSCM	PART NUMBER	DESCRIPTION	USABLE ON CODE	QTY INC IN UNIT
94		(B)ZZ		97403	13217E6330	KIT LIFTING REAR.....		1
94		(B)ZZ		97403	13217E2331	. CABLE EQUALIZER REAR LIFTING KIT.....		1
94		(B)ZZ	4030-00-350-898	19207	5C7409	. THIMBLE, ROPE.....		2
94		(A)ZZ	4030-01-081-260	96906	MS16842-10	. CLIP CABLE.....		8
94		(B)ZZ		97403	13217E6331	. SPREADER BAR ASSY LIFTING KIT REAR.....		1
94		(B)ZZ		97403	13217E6333	. BAR ASSY SPREADER LIFTING KIT.....		2
94		(A)ZZ	5305-00-850-584	96906	MS21318-37	. SCREW DRIVER PAD MOUNT.....		4
94		(B)ZZ		97403	13217E6332-2	. PAD SPREADER.....		2
94		(B)ZZ		97403	13217E6332-1	. PAD SPREADER.....		2
94		(A)ZZ	5315-00-298-148	96906	MS24665-357	. PIN COTTER SHACKLE PIN.....		4
94	1	(D)ZZ	5315-00-445-704	97403	13217E6337	. PIN LIFTING SHACKLE.....		4
94	1	(A)ZZ	4030-01-081-089	97403	13217E6334	. SHACKLE SPREADER.....		4
94	1	(A)ZZ	5315-00-013-722	96906	MS24665-423	. PIN COTTER LIFTING KIT SHACKLE.....		2
94	1	(B)ZZ		97403	13217E6335	. PIN LIFTING SHACKLE.....		2
94	1	(A)ZZ	4030-01-084-931	97403	13217E6336	. SHACKLE SPREADER LIFTING KIT.....		4
94	1	(A)ZZ	5305-00-957-149	96906	MS35191-293	. SCREW MACHINE GRAB HANDLE MTG.....		8
94	1	(A)ZZ	5310-00-959-760	96906	MS51922-5	. NUT HANDLE MTG STORAGE BOX.....		8
94	1	(A)ZZ	5305-00-993-246	96906	MS35207-279	. SCREW LATCH HOOD.....		4
94	1	(A)ZZ	5310-00-768-031	96906	MS51968-2	. NUT HEX LATCH HOOD.....		4
94	1	(B)ZZ		97403	13217E6329	. BOX ASSY LIFTING KIT.....		1

SECTION II

TM 5-4610-221-20P

(1) ILLUSTRATION		(2)	(3)	(4)	(5)	(6)	(8)
(a) FIG NO.	(b) TEM NO.	SMR CODE	NATIONAL STOCK NUMBER	FSCM	PART NUMBER	DESCRIPTION  USABLE ON CODE	QTY INC IN UNIT
GROUP 13 BULK MATERIAL							
BULK		80ZZ		987	1038-1-2-39-12	STEEL STRIP ASTM A415, .032 IN. THK, 1 1/2 IN. W. 6 FT 3 3/4 IN. LG.....	1
BULK		A0ZZ	1010-00-221-073	887	119880	CHAIN, WELDED.....	1
BJLK		A0ZZ	1710-00-277-552	1000	1704051	TUBE, COPPER 1/4 IN. OD.....	1
BJLK		80ZZ	1720-00-709-044	623	16720-0021 P08C	TUBING, PLASTIC 8 IN. REQUIRED.....	1
BULK		A0ZZ	1730-00-278-876	1690	1539177-3	SLEEVE, COMPRESSION.....	2
SECTION III NOT USED							



## SECTION IV

## NATIONAL STOCK NUMBER AND PART NUMBER INDEX

TM 5-4610-221-20P

STOCK NUMBER	FIGURE NO.	ITEM NO.	STOCK NUMBER	FIGURE NO.	ITEM NO.
5310-00-003-4094	60	3	5340-00-169-0105	14	11
4730-00-011-4627	30		4730-00-172-0049	62	20
4730-00-011-4652	3	1	4730-00-172-0049	65	8
5305-00-012-0585	16	17	4730-00-172-0049	85	9
5315-00-013-7228	94	12	4730-00-174-2808	39	6
5315-00-014-2487	15	5	4730-00-174-2808	54	6
5305-00-018-9315	48	1	4730-00-174-2808	77	6
5305-00-021-3616	34	4	4730-00-174-2808	75	8
5305-00-021-3616	51	2	4730-00-174-2808	79	10
5305-00-021-3668	63	1	5410-00-182-8670	12	15
5305-00-027-6244	61	9	4730-00-187-7597	58	11
5305-00-042-0469	13	1	4730-00-187-7601	39	11
5305-00-042-6417	89	5	5315-00-187-9538	15	14
5305-00-044-4153	15	8	5315-00-187-9538	16	11
5310-00-045-3296	25	6	5315-00-187-9538	16	19
5310-00-045-3296	26	20	5315-00-187-9538	16	24
5310-00-045-3296	27	2	4730-00-188-1855	33	5
5310-00-045-3296	22	2	4730-00-188-1855	33	13
5310-00-045-3296	22	6	4730-00-188-1855	33	16
5310-00-045-3299	21	9	4730-00-188-1877	41	3
5310-00-045-3299	20	13	4730-00-188-1877	41	3
5310-00-045-3299	20	17	4730-00-188-1877	42	11
5310-00-045-3299	27	5	4730-00-188-1880	41	15
5310-00-045-3299	27	15	4730-00-188-1880	41	17
4730-00-050-4203	60	7	4730-00-188-1880	55	13
4730-00-050-4208	60	10	4730-00-189-2624	40	14
5340-00-050-4655	81	14	4730-00-189-2624	40	14
5340-00-050-4659	82	3	4730-00-189-2624	42	8
5340-00-050-4659	82	19	4730-00-189-2624	42	12
5305-00-052-5926	27	8	4730-00-189-2624	42	19
5305-00-052-6921	3	3	4730-00-189-2624	42	25
5305-00-052-6921	7	8	4730-00-189-2624	46	1
5305-00-052-6921	10	3	4730-00-189-2624	46	7
5305-00-052-6921	21	4	4730-00-189-2624	79	15
5305-00-052-6923	1	10	4730-00-189-2624	80	1
5305-00-059-3675	84	11	4730-00-189-2624	80	13
5320-00-067-5845	16	26	4730-00-189-2624	81	1
5305-00-068-0500	10	13	4730-00-189-2624	81	9
5305-00-068-0500	15	15	4730-00-189-2628	58	9
5305-00-068-0501	21	3	5340-00-190-6809	34	5
5305-00-068-0501	42	2	4730-00-193-0871	50	6
5305-00-068-0502	10	2	4730-00-193-0883	83	6
5305-00-068-0502	10	10	4730-00-193-0897	43	4
5305-00-071-2076	93	1	4730-00-193-0897	54	12
5305-00-071-2241	32	11	4730-00-193-2686	55	29
6210-00-075-1657	3	4	4730-00-193-2694	55	15
4730-00-080-4005	57	4	4730-00-193-2694	81	24
4730-00-080-4005	57	6	4730-00-193-2694	78	4
4730-00-080-4005	58	5	3010-00-194-4213	61	14
4730-00-080-4005	58	12	5310-00-194-4473	51	1
4730-00-080-4005	58	16	5310-00-194-9212	14	7
4730-00-080-4005	70	12	4730-00-196-1486	58	18
4730-00-080-4005	70	17	4730-00-196-1493	55	27
5310-00-080-6004	40	7	4730-00-196-1493	57	9
5310-00-080-6004	42	3	4730-00-196-1548	41	5
5310-00-080-6004	54	23	4730-00-196-1571	42	20
5310-00-080-6004	80	19	4730-00-196-1571	42	26
5935-00-081-3251	23	12	4730-00-196-2059	43	3
5310-00-081-4219	30	8	4730-00-196-2061	40	25
5310-00-082-1404	4	8	4730-00-196-2061	43	8
5305-00-088-9520	66	3	4730-00-196-2061	43	10
4610-00-104-6150	76	8	4730-00-196-2061	44	6
3010-00-105-9515	85	5	4730-00-196-2061	44	28
4730-00-112-7050	33	2	4730-00-196-2061	55	25
4730-00-112-7050	33	10	4730-00-196-2061	82	6
4520-00-114-1055	20	3	4730-00-196-2061	82	8
6350-00-132-8378	20	11	4730-00-196-2061	82	22
4730-00-138-8195	47	7	4730-00-196-2061	82	24
5305-00-142-5051	45	5	4730-00-196-2074	46	2
5305-00-146-2662	12	9	4820-00-197-4986	70	15
5305-00-146-2663	12	5	4730-00-197-6623	58	8
5975-00-152-1075	25	9	4730-00-197-6623	78	5
4610-00-152-1251	82	4	4730-00-197-6623	78	15
4610-00-152-1251	82	9	9905-00-202-3639	22	3
4610-00-152-1251	82	20	4730-00-202-9036	55	23
4610-00-152-1251	82	25	4820-00-203-3656	50	4
5330-00-152-3511	93	6	4820-00-203-3656	50	4
6240-00-155-7848	4	4	9905-00-205-2795	22	3
5120-00-168-5253	47	5	5305-00-207-8253	88	11
5975-00-168-9112	1	5	5310-00-209-0786	27	12

STOCK NUMBER	FIGURE NO.	ITEM NO.	STOCK NUMBER	FIGURE NO.	ITEM NO.
401J-00-221-0738	BULK		473J-00-268-3703	82	28
473J-00-222-8549	44	32	4820-00-268-9154	44	15
473J-00-222-8549	44	34	4820-00-268-9154	56	5
473J-00-222-8552	77	7	4820-00-268-9156	40	21
473J-00-222-8552	79	13	4820-00-268-9157	39	9
4330-00-223-4860	49	1	4820-00-268-9157	39	19
5305-00-225-3839	15	17	4820-00-268-9157	40	41
5305-00-225-3839	28	5	4820-00-268-9157	46	3
5305-00-225-3839	28	11	4820-00-268-9157	75	17
5306-00-225-8497	14	1	4820-00-268-9157	81	7
5306-00-225-8499	20	1	4820-00-268-9157	81	16
5306-00-225-8499	30	6	4820-00-268-9157	82	7
5306-00-225-8499	81	12	4820-00-268-9157	82	23
5306-00-225-8499	82	1	4820-00-268-9158	80	17
5306-00-225-8499	82	17	5305-00-269-3211	40	6
5305-00-225-9081	10	12	5305-00-269-3211	79	5
473J-00-227-6879	38	17	5305-00-269-3214	11	4
4730-00-227-6879	70	13	5305-00-269-3215	88	16
3010-00-230-9700	68	6	5305-00-269-3216	11	5
473J-00-231-5460	77	10	5325-00-276-6089	8	4
4730-00-231-5460	80	19	4820-00-276-9041	33	6
473J-00-231-5460	81	23	4820-00-276-9041	33	14
473J-00-231-5467	40	23	4730-00-277-1840	41	20
4730-00-231-5467	40	24	4710-00-277-5525	BULK	
5315-00-234-1863	84	1	4730-00-277-6844	39	2
473J-00-240-1671	44	24	4730-00-277-6844	54	2
4730-00-240-1672	79	6	4730-00-277-6844	77	2
4510-00-242-5178	41	18	4730-00-277-7729	57	8
4510-00-242-5178	57	7	4730-00-277-8899	54	19
473J-00-246-9188	44	10	4730-00-277-9665	56	6
473J-00-246-9188	44	12	4730-00-278-0114	82	13
473J-00-246-9191	81	4	4730-00-278-0114	82	29
473J-00-246-9215	82	15	4730-00-278-3561	41	21
5330-00-248-3836	49	8	4730-00-278-4357	33	3
5330-00-248-3850	70	16	4730-00-278-4357	33	11
473J-00-249-2031	44	25	4710-00-278-5411	39	20
4730-00-249-2031	44	24	4730-00-278-6307	38	6
4730-00-249-3917	44	4	4730-00-278-6307	47	7
473J-00-249-3917	44	6	4730-00-278-7771	58	6
4730-00-249-3917	44	10	4730-00-278-8763	BULK	
4730-00-249-3917	44	12	592J-00-280-5002	26	15
473J-00-249-3917	44	16	5340-00-282-7517	7	9
4730-00-249-3917	55	16	5920-00-284-7039	26	18
473J-00-249-3917	55	18	4820-00-287-3097	44	21
473J-00-249-3917	55	28	4820-00-287-3098	80	9
4730-00-249-3921	44	6	4820-00-287-3114	78	10
4730-00-249-3921	44	14	3130-00-289-6581	86	6
473J-00-249-3921	44	21	5305-00-292-7947	14	6
4730-00-249-3921	44	23	5315-00-298-1481	94	9
4730-00-249-3921	44	3	5330-00-298-9984	54	16
473J-00-249-3921	44	29	6220-00-299-7425	4	6
4730-00-249-3921	44	3	6220-00-299-7426	4	6
4730-00-249-3921	46	5	3010-00-350-5844	86	1
473J-00-249-3921	79	19	4030-00-350-8989	94	2
4730-00-249-3922	34	20	5330-00-353-0959	4	12
4730-00-249-3922	79	14	4730-00-359-5631	45	4
473J-00-249-3922	80	11	4730-00-375-5654	40	20
473J-00-249-3922	82	16	6685-00-401-8512	34	6
533J-00-250-0226	49	12	6685-00-401-8512	82	14
5305-00-253-5612	38	2	4820-00-402-9482	29	1
4820-00-263-3019	33	4	5340-00-405-4090	32	16
4820-00-263-3019	33	12	5330-00-406-3223	51	10
533J-00-265-1092	49	10	482J-00-407-4882	38	11
473J-00-265-6904	55	11	4820-00-407-4882	47	11
4730-00-265-6905	44	9	5310-00-407-9566	20	2
4730-00-265-6907	78	19	5310-00-407-9566	20	5
473J-00-265-9746	40	19	4610-00-413-3089	28	10
4730-00-265-9746	40	2	4610-00-413-3091	70	9
473J-00-265-9759	34	18	4310-00-413-3093	54	15
473J-00-266-3905	41	8	5306-00-418-4677	75	7
4730-00-266-3905	44	14	4730-00-419-0451	39	1
473J-00-266-3905	44	22	4730-00-419-0451	54	1
473J-00-266-3905	55	14	4730-00-419-0451	77	1
4730-00-266-3905	55	20	5305-00-432-4172	5	10
473J-00-266-3907	78	9	5305-00-432-4202	4	7
4730-00-266-3907	78	18	5310-00-444-1492	88	12
4820-00-266-9494	43	9	5315-00-445-7041	94	10
4820-00-266-9494	43	9	482J-00-448-5198	70	10
			4820-00-448-5199	47	1
4820-00-266-9494	77	15	4820-00-448-5199	47	4
			4820-00-448-5201	38	1
			5210-00-449-0429	92	3

## SECTION IV

## NATIONAL STOCK NUMBER AND PART NUMBER INDEX

TM 5-4610-221-20P

STOCK NUMBER	FIGURE NO.	ITEM NO.	STOCK NUMBER	FIGURE NO.	ITEM NO.
5305-00-455-0315	49	4	472 J-JJ-7J9-0441	BULK	
4610-00-459-6533	64	1	5305-00-717-5467	24	12
4820-00-463-3552	28	4	5305-00-717-5467	61	2
5360-00-470-6207	5	3	53 J5-JJ-717-5467	88	21
4610-00-478-57J5	75	5	5305-00-723-9381	25	2
5925-00-488-8030	27	6	5305-00-724-5812	15	1
4610-00-485-0262	84	9	5305-00-724-5851	88	3
4730-00-489-5648	84	6	5305-00-725-3626	59	4
4820-00-493-1859	70	11	53 J5-00-725-4114	28	16
4820-00-493-6870	52	3	6220-00-726-1916	4	1
4730-00-493-8390	56	3	6220-00-727-3288	4	1
4730-00-493-8391	51	7	5305-00-727-3804	55	3
4730-00-493-8392	43	5	53 J-00-728-2044	30	5
4730-00-493-8392	43	7	53 J-00-728-2044	81	13
4730-00-493-8392	81	11	53 J-00-728-2044	82	2
6680-00-495-5744	54	13	5310-00-728-2044	82	18
3120-00-525-8667	60	8	53 J5-00-729-6977	61	12
3030-00-528-4269	23	1	53 J5-00-730-4454	23	10
5340-00-542-4435	15	6	5315-00-730-4564	86	2
5305-00-543-2671	86	8	5315-00-730-4570	25	4
5306-00-543-4405	23	2	53 J0-00-732-0558	40	1
5310-00-543-5101	40	5	53 J0-00-732-0558	42	15
5930-00-549-0206	27	22	6220-00-752-5992	4	6
5930-00-549-0721	30	5	6220-00-752-5993	4	6
5310-00-550-0286	26	10	5305-00-757-8287	17	11
5310-00-550-1130	15	4	5310-00-761-6882	15	18
5310-00-550-1130	15	12	53 J0-00-761-6882	16	1
5365-00-550-5936	49	3	53 J0-00-761-6882	16	6
4820-00-554-8391	40	16	5310-00-761-6882	16	9
4820-00-554-8391	55	10	53 J0-00-761-6882	16	16
5330-00-573-7672	38	12	53 J-00-761-6882	21	1
5330-00-573-7672	47	12	53 J0-00-761-6882	32	9
5305-00-576-5417	24	2	4730-00-761-8538	50	3
5305-00-576-5417	52	1	5310-00-764-6609	50	9
5305-00-576-5417	86	4	5310-00-767-0445	23	3
5305-00-576-6107	59	1	53 J0-00-767-9425	60	4
6220-00-577-3434	4	1	53 J0-00-767-9425	75	2
6220-00-577-3435	4	1	5310-00-768-0318	40	8
53 J0-00-582-5677	28	14	5310-00-768-0318	48	2
53 J0-00-582-5677	34	3	5310-00-768-0318	60	2
5310-00-582-5677	51	5	5310-00-768-0318		
5310-00-582-5677	63	4	5310-00-768-0319	94	18
5310-00-582-5677	88	14	53 J0-00-773-7618	24	5
5310-00-582-5965	1	8	53 J0-00-773-7618	24	14
5310-00-582-5965	6	4	5310-00-773-7618	49	7
5310-00-582-5965	12	10	5310-00-773-7618	88	2
53 J0-00-582-5965	15	16	5305-00-781-3924	40	10
5310-00-582-5965	16	4	46 J0-00-803-3811	88	10
5310-00-582-5965	21	2	4730-00-803-3836	39	7
5310-00-582-5965	22	2	4730-00-803-3836	39	10
5310-00-584-5272	93	2	4730-00-803-3836	54	7
53 J0-00-584-7890	13	2	473 J0-00-803-3836	54	11
3040-00-585-1861	60	6	4330-00-806-0025	49	2
4820-00-595-1844	78	7	5340-00-806-0421	10	3
4820-00-595-1844	80	3	5340-00-806-0421	10	7
4820-00-595-1844	83	4	2540-00-806-0425	9	2
4720-00-595-3114	54	9	5310-00-809-4058	32	10
53 J0-00-596-8169	4	5	53 J0-00-809-4058	32	12
5340-00-598-6842	14	9	5310-00-809-5998	16	13
593 J0-00-615-7896	26	8	53 J0-00-809-5998	16	20
5315-00-616-3839	88	6	5310-00-809-5998	40	11
5930-00-617-8202	27	21	5310-00-809-5998	48	4
53 J0-00-625-5756	24	10	5310-00-809-5998	48	3
5310-00-625-5756	24	19	53 J0-00-809-5998	75	10
5310-00-625-5756	85	4	53 J0-00-809-5998	76	4
53 J0-00-627-6128	27	9	53 J0-00-809-5998	89	4
4820-00-629-0871	3	5	5305-00-811-0798	61	6
6105-00-632-4848	23	5	5305-00-817-6139	68	5
6240-00-635-4480	5	2	4610-00-817-9689	51	14
6240-00-635-4480	31	4	5310-00-820-6653	55	2
5305-00-637-1119	27	14	5310-00-821-8756	75	1
5310-00-637-9541	39	4	53 J5-00-839-5820	15	7
5310-00-637-9541	54	4	53 J5-00-841-4443	84	3
5310-00-637-9541	77	4	5305-00-850-5841	94	6
5310-00-637-9541	79	4	5305-00-854-6690	4	10
5306-00-655-170	24	7	5305-00-854-6690	5	12
4610-00-678-805	49	16	5305-00-855-0967	13	8
5330-00-678-946	2	3	5305-00-855-0967	21	8
5315-00-680-626	84	1	5305-00-855-0972	7	1
5305-00-682-971	80	5	53 J0-00-855-1102	28	2
5950-00-708-502	26	14			

STOCK NUMBER	FIGURE NO.	ITEM NO.	STOCK NUMBER	FIGURE NO.	ITEM NO.
5310-00-855-1102	28	6	5305-00-958-5247	27	13
6685-00-866-3238	34	6	5305-00-958-5252	27	7
5340-00-880-5949	25	7	5305-00-958-5254	85	4
5340-00-880-5949	25	13	4730-00-959-2329	24	1
5310-00-880-7744	30	7	5310-00-959-7600	94	16
5310-00-880-7744	85	2	5305-00-964-0589	43	13
4610-00-886-2867	51	12	5305-00-964-0589	43	18
5310-00-889-2528	28	7	5305-00-964-0589	89	8
5310-00-889-2528	28	13	5340-00-964-1400	32	3
5310-00-889-2606	44	1	4610-00-969-8732	50	11
4730-00-890-1128	42	24	4610-00-970-0041	51	11
5340-00-891-6007	42	11	5310-00-974-6623	23	4
4730-00-900-3296	1	3	5940-00-976-0899	17	26
4730-00-900-3296	3	2	5305-00-984-6191	25	10
4610-00-901-1351	63	5	5305-00-984-6192	26	12
5310-00-903-5966	27	11	5305-00-984-6192	26	16
5310-00-903-5966	51	8	5305-00-984-6193	12	13
5310-00-903-5966	63	2	5305-00-984-6193	13	12
5310-00-903-5966	70	6	5305-00-984-6193	14	8
5310-00-905-0762	1	7	5305-00-984-6201	26	9
			5305-00-984-6205	27	4
4730-00-905-5384	79	1	5305-00-984-6210	25	5
4730-00-908-3195	50	1	5305-00-984-6210	26	19
4730-00-908-3195	56	2	5305-00-984-6210	32	1
4730-00-908-3195	57	1	5305-00-984-6210	32	5
4730-00-908-3195	57	3	5305-00-984-6211	27	1
4730-00-908-3195	58	4	5310-00-984-7042	24	4
4730-00-908-3195	58	13	5310-00-984-7042	24	13
4730-00-908-3195	58	15	5310-00-984-7042	49	5
4730-00-908-6293	49	17	5310-00-984-7042	86	5
4730-00-908-6294	88	9	5310-00-984-7042	88	22
4730-00-909-8627	39	8	5305-00-986-1723	15	11
4730-00-909-8627	54	8	5305-00-989-7435	15	3
4730-00-909-8627	54	10	5305-00-989-7435	92	1
4730-00-909-8627	77	8	5340-00-989-9223	32	7
4730-00-909-8627	79	11	5305-00-990-6444	20	4
5330-00-914-1826	93	4	5305-00-993-2463	94	17
5340-00-921-6993	39	14	5305-00-995-3441	32	15
5340-00-921-6993	42	10	4730-01-003-5636	33	17
5305-00-933-7227	23	6	4730-01-003-5636	55	30
5310-00-933-8121	54	9	4610-01-010-5868	75	4
5310-00-933-8121	59	2	5340-01-010-7282	34	7
5310-00-933-8121	59	5	3030-01-022-0021	25	1
5310-00-933-8121	63	3	3020-01-035-2925	59	6
5310-00-933-8121	84	12	3020-01-035-6542	25	3
5310-00-933-8121	88	13	5140-01-043-6104	10	1
5310-00-933-8121	70	7	3020-01-044-1894	86	9
5310-00-934-9751	32	14	4730-01-045-0771	64	2
5310-00-934-9754	30	3	4710-01-056-2953	49	15
5310-00-934-9757	5	7	4820-01-056-7656	41	23
6105-00-935-8734	24	20	4820-01-056-7656	55	12
5310-00-935-8984	40	9	4820-01-056-7656	55	26
5310-00-935-8984	43	12	4730-01-066-9490	55	8
5310-00-935-8984	43	17	5305-01-067-7022	48	1
5310-00-935-8984	48	3	4730-01-067-7113	40	17
5310-00-935-8984	48	4	4730-01-067-7113	41	2
5310-00-935-8984	75	9	5315-01-073-3797	86	10
5310-00-935-8984	76	3	5330-01-076-4985	51	10
5310-00-935-8984	76	7	5330-01-078-2381	43	15
5310-00-935-8984	89	2	5330-01-078-2382	43	20
5305-00-941-3633	50	8	4730-01-079-3309	55	4
5305-00-942-2196	39	5	4730-01-079-3309	55	6
5305-00-942-2196	39	12	5330-01-080-2235	55	5
5305-00-942-2196	54	5	5315-01-080-5127	16	12
5305-00-942-2196	77	5	5315-01-080-5127	16	25
5305-00-942-2196	88	24	4030-01-081-0893	94	11
5305-00-942-2196	89	7	4030-01-081-2602	94	3
4610-00-952-6726	51	13	4030-01-084-9316	94	14
5310-00-953-8628	40	2	5975-01-086-7415	25	15
5310-00-953-8628	42	2	2540-01-087-0091	9	1
5310-00-953-8628	42	16	4820-01-087-1080	78	16
5310-00-953-8628	54	22	5310-01-088-8837	89	6
5310-00-953-8628	88	18	5310-01-088-8837	89	10
5310-00-953-8628	88	25	5306-01-090-4852	42	17
5305-00-957-1497	94	15	2590-01-111-4761	93	
5315-00-957-7544	61	8			

FSCM	PART NUMBER	FIGURE ITEM		FSCM	PART NUMBER	FIGURE ITEM	
		NO.	NC.			NO.	NC.
96027	AHK6R	84	2	96906	MS15795-810	28	14
96027	AHK6R	88	7	96906	MS15795-810	34	3
71176	AK74M	61	10	96906	MS15795-810	51	5
71176	AS34X5-8	23	11	96906	MS15795-810	63	4
91340	A101-10	47	5	96906	MS15795-810	88	14
91340	A101-2	47	7	96906	MS15795-812	24	10
91340	A101-9	38	8	96906	MS15795-812	24	19
91340	A101-9	47	8	96906	MS15795-812	85	4
91340	A101-10	38	5	96906	MS15795-814	24	5
91340	A12151	38	12	96906	MS15795-814	24	14
91340	A12151	47	12	96906	MS15795-814	49	7
29633	A4865	23	7	96906	MS15795-814	86	2
29633	A4865	25	11	96906	MS15795-818	60	9
29633	A4865-1	23	8	96906	MS15795-818	75	2
29633	A4865-1	25	12	96906	MS15795-910	27	15
46522	AS0278	2	7	96906	MS16624-4034	49	3
46522	AS0283G1	2	3	96906	MS16842-10	94	3
91929	BZV2RN	30	5	96906	MS1715J1	84	1
91340	B101-15TYPEB	47	4	96906	MS1715J1	88	6
91340	B101-4	38	11	96906	MS1715J2	84	3
91340	B101-4	47	11	96906	MS20066-143	86	2
72853	B4-68 1-4X1-8	33	3	96906	MS20066-145	25	4
72853	B4-68 1-4X1-8	33	11	96906	MS20066-165	23	10
19554	B68-16-1	13	16	96906	MS20066-169	61	12
19554	B68-18-0	13	15	96906	MS20066-176	86	10
19554	B68-181	13	10	96906	MS20066-231	61	8
19554	B68-20	13	7	96906	MS20613-10P 12	16	26
19554	B68-21	13	5	96906	MS21314-15	34	5
19554	B68-22	13	4	96906	MS21318-15	38	2
19554	B68-23	13	3	96906	MS21318-37	94	6
19554	B68-24	13	11	96906	MS21333-14	32	7
90053	B810-5	68	8	96906	MS21333-42	7	9
91340	B9576-19-14	68	2	96906	MS21333-8	32	3
91340	B9578-38A2	17	25	96906	MS21333-80	32	17
49367	C835IFORM1	3	3	96906	MS21333-9	25	7
02295	CR2940UA2028	27	21	96906	MS21333-9	25	13
02295	CR2940UA202C	27	22	96906	MS21334-32	39	14
02295	CR2940UM200A294	27	20	96906	MS21334-32	42	10
16236	CS4720-0021PJ8CNR	BULK		96906	MS24617-32	4	16
91340	C12417	49	2	96906	MS24617-32	5	12
97403	C13206E7425	27	17	96906	MS24621-32	5	10
91340	C178	40	12	96906	MS24622-59	22	1
91340	C179	40	12	96906	MS24625-60	45	5
29633	C4316	23	6	96906	MS24627-66	14	6
46522	C627-50275G3	2	10	96906	MS24629-23	7	1
82168	DGF5	17	26	96906	MS24629-37	13	8
79870	DL038-1-1-24-3	10	3	96906	MS24629-37	21	8
79870	DL038-1-2-39-12	BULK		96906	MS24629-57	3	3
79870	DL038-1-2-39-11	14	4	96906	MS24629-57	7	8
79870	DL03812392-1	13	14	96906	MS24629-57	16	3
91340	D12275-11	58	17	96906	MS24629-57	21	4
91340	D12275-11	70	13	96906	MS24629-59	1	10
91340	D9576-19A44	68	3	96906	MS24665-134	15	7
81336	D9578-50-1	10	4	96906	MS24665-300	86	1
81336	D9578-50-3-1	10	9	96906	MS24665-349	15	14
81336	D9578-57-3-1	10	7	96906	MS24665-349	16	11
81348	FF592 TYPE 1 STYLE 65	4	2	96906	MS24665-349	16	19
76786	F16-1	10	5	96906	MS24665-349	16	24
76786	F16-1	10	10	96906	MS24665-357	94	9
76786	F16-1	10	11	96906	MS24665-423	94	12
92146	G210	5	6	96906	MS25036-6	7	2
81348	HMG156CLB	51	1	96906	MS25098-22	26	8
71041	HMSB18-1	60	7	96906	MS27183-10	32	10
71041	HMSB18-1	61	7	96906	MS27183-10	32	12
92146	M210M	5	13	96906	MS27183-12	30	8
91556	K3611-482	35	2	96906	MS27183-14	40	7
28718	L4-1-312K	68	6	96906	MS27183-14	42	3
91340	MDL038-1-1-24	10	2	96906	MS27183-14	54	23
79870	MDL038-1-1-24-3C	10	8	96906	MS27183-14	88	19
81349	MILF15160-08	26	15	96906	MS27183-18	16	13
91340	MPD9484-59-2	58	11	96906	MS27183-18	16	20
07964	MP200	85	5	96906	MS27183-18	40	11
08288	MS55305-10	2	5	96906	MS27183-18	48	3
96906	MS124716	84	14	96906	MS27183-18	48	4
96906	MS15001-1	86	7	96906	MS27183-18	75	10
96906	MS15003-1	60	10	96906	MS27183-18	76	4
96906	MS15006-1	62	20	96906	MS27183-18	89	4
96906	MS15006-1	65	8	96906	MS27183-6	4	8
96906	MS15006-1	85	9	96906	MS29513-012	49	8
96906	MS1557J-303	4	4	96906	MS29513-116	70	16
96906	MS15795-14	15	8				

FSCM	PART NUMBER	FIGURE NO.	ITEM NO.	FSCM	PART NUMBER	FIGURE NO.	ITEM NO.
96906	MS29513-212	49	12	96906	MS35338-42	26	17
96906	MS29513-219	49	10	96906	MS35338-43	25	6
96906	MS29513-334	54	16	96906	MS35338-43	26	20
96906	MS 29561-343	93	4	96906	MS35338-43	27	2
96906	MS31316-33	28	1	96906	MS35338-43	32	2
96906	MS 349904-69	39	12	96906	MS35338-43	32	6
96906	MS35140-18	81	14	96906	MS35338-44	1	8
96906	MS35140-18	82	3	96906	MS35338-44	6	4
96906	MS35140-18	82	19	96906	MS35338-44	12	10
96906	MS35190-291	27	13	96906	MS35338-44	15	16
96906	MS35190-304	27	7	96906	MS35338-44	16	4
96906	MS35190-307	85	1	96906	MS35338-44	21	2
96906	MS35191-293	94	15	96906	MS35338-44	22	2
96906	MS35198-74	27	8	96906	MS35338-45	20	2
96906	MS35206-243	25	10	96906	MS35338-45	20	5
96906	M 35206-244	26	12	96906	MS35338-46	11	6
96906	M 35206-244	26	16	96906	MS35338-46	39	4
96906	MS35206-245	12	13	96906	MS35338-46	54	4
96906	MS35206-245	13	12	96906	MS35338-46	77	4
96906	MS 35206-245	14	8	96906	MS35338-46	79	4
96906	MS35206-253	26	5	96906	MS35338-48	45	6
96906	MS35206-257	27	4	96906	MS35338-48	60	3
96906	MS35206-263	25	5	96906	MS35338-48	93	2
96906	MS35206-263	26	19	96906	MS35338-50	55	2
96906	MS35206-263	32	1	96906	MS35338-57	13	2
96906	MS35206-263	32	5	96906	MS35338-82	84	12
96906	MS35206-264	27	1	96906	MS35338-82	88	13
96906	MS35206-279	15	11	96906	MS35338-83	24	9
96906	MS35207-261	20	4	96906	MS35338-83	24	18
96906	MS35207-264	15	3	96906	MS35338-83	85	3
96906	M 35207-264	92	1	96906	MS35338-84	24	4
96906	MS35207-269	32	15	96906	MS35338-84	24	13
96906	M 35207-279	94	17	96906	MS35338-84	86	5
96906	MS35214-69	27	14	96906	MS35338-84	88	22
96906	MS35217-43	30	2	96906	MS35338-86	89	11
96906	MS35241-87	16	17	96906	MS35387-1	22	3
96906	MS35291-60	40	6	96906	MS35387-2	22	3
96906	MS35307-301	59	1	96906	MS35423-1	4	1
96906	MS35307-304	59	4	96906	MS35423-2	4	1
96906	MS35307-305	34	4	96906	MS35424-1	4	1
96906	MS35307-305	51	2	96906	MS35424-2	4	1
96906	MS35307-308	88	11	96906	MS35425-42	11	1
96906	MS35307-310	63	1	96906	MS35425-44	75	1
96906	MS35307-334	23	2	96906	MS35425-8	28	12
96906	M 35307-338	24	7	96906	MS35490-1J	8	2
96906	MS35307-34	24	16	96906	MS35490-16	5	4
96906	MS35307-360	24	2	96906	MS35649-282	8	7
96906	MS35307-360	52	1	96906	MS35650-302	32	14
96906	MS35307-360	86	4	96906	MS35650-382	30	3
96906	MS35307-362	24	12	96906	MS35690-402	16	1
96906	MS35307-362	61	2	96906	MS35690-402	16	6
96906	MS35307-362	88	21	96906	MS35690-402	16	9
96906	MS35307-367	49	4	96906	MS35690-402	16	16
96906	MS35307-478	50	8	96906	MS35690-402	21	1
96906	MS35333-40	15	4	96906	MS35690-410	34	1
96906	MS35333-40	15	12	96906	MS35690-410	51	3
96906	M 35333-33	27	12	96906	MS35690-410	51	8
96906	M 35333-35	27	9	96906	MS35690-505	45	2
96906	M 35333-15	26	10	96906	MS35690-510	24	8
96906	MS35336-31	14	2	96906	MS35690-510	24	17
96906	M 35336-31	14	7	96906	MS35690-602	39	3
96906	M 35336-33	14	7	96906	MS35690-602	40	4
96906	MS35337-42	27	5	96906	MS35690-602	54	3
96906	MS35337-82	34	2	96906	MS35690-602	77	3
96906	MS35337-82	51	4	96906	MS35690-602	79	3
96906	MS35337-82	51	5	96906	MS35690-610	24	3
96906	MS35337-82	52	2	96906	MS35690-610	61	3
96906	MS35338-139	51	9	96906	MS35690-610	88	20
96906	MS35338-139	59	2	96906	MS35691-630	84	5
96906	MS35338-139	59	5	96906	MS35745-7	10	6
96906	MS35338-139	63	3	96906	MS35782-6	33	6
96906	M 35338-139	70	7	96906	MS35782-6	33	14
96906	MS35338-140	23	4	96906	MS35785-4	40	16
96906	MS35338-141	49	5	96906	MS35785-4	55	10
96906	MS35338-27	40	5	96906	MS35829-8E	12	6
96906	MS35338-34	61	4	96906	MS35842-10	50	1
96906	MS35338-38	13	9	96906	MS35842-10	56	2
96906	MS35338-38	13	13	96906	MS35842-10	57	1
96906	MS35338-42	21	9	96906	MS35842-10	57	3
96906	MS35338-42	26	13	96906	MS35842-10	58	4

FSCM	PART NUMBER	FIGURE ITEM		FSCM	PART NUMBER	FIGURE ITEM	
		NO.	NC.			NO.	NC.
96906	MS35842-10	58	13	96906	MS51953-83	41	5
96906	MS35842-10	58	15	96906	MS51958-79	84	11
96906	MS35842-13	39	8	96906	MS51963	68	1
96906	MS35842-13	54	8	96906	MS51963-69	25	2
96906	MS35842-13	54	10	96906	MS51964-65	15	1
96906	MS35842-13	77	8	96906	MS51967-1	28	2
96906	MS35842-13	79	11	96906	MS51967-1	28	6
96906	MS35842-15	49	17	96906	MS51967-13	40	8
96906	MS35842-16	88	9	96906	MS51967-13	43	11
96906	MS35931-1	3	5	96906	MS51967-13	43	16
96906	MS35931-2	33	4	96906	MS51967-13	48	2
96906	MS35931-2	33	12	96906	MS51967-13	75	6
96906	MS39158-2	1	3	96906	MS51967-13	76	1
96906	MS39158-2	3	2	96906	MS51967-13	85	1
96906	MS39166-3	3	1	96906	MS51967-13	85	9
96906	MS39167-3	1	1	96906	MS51967-14	40	8
96906	MS39172-3	33	2	96906	MS51967-14	48	2
96906	MS39172-3	33	10	96906	MS51967-14	60	2
96906	MS39176-3	33		96906	MS51967-14		
96906	MS39177-3		BULK	96906	MS51967-19	55	1
96906	MS39179-10	55	23	96906	MS51967-2	15	18
96906	MS45904-58	30	4	96906	MS51967-2	32	9
96906	MS45904-68	28	7	96906	MS51967-3	1	7
96906	MS45904-68	28	13	96906	MS51967-4	30	7
96906	MS45904-73	30	9	96906	MS51967-7	40	1
96906	MS45904-73	81	13	96906	MS51967-7	42	1
96906	MS45904-73	82	2	96906	MS51967-7	42	15
96906	MS45904-73	82	18	96906	MS51967-7	54	21
96906	MS45904-77	40	2	96906	MS51967-7	88	17
96906	MS45904-77	42	2	96906	MS51967-8	40	1
96906	MS45904-77	42	16	96906	MS51967-8	42	15
96906	MS45904-77	54	22	96906	MS51968-19	28	17
96906	MS45904-77	88	18	96906	MS51968-2	94	48
96906	MS45904-77	88	25	96906	MS51971-1	27	11
96906	MS45904-84	40	9	96906	MS51971-1	51	8
96906	MS45904-84	43	12	96906	MS51971-1	63	2
96906	MS45904-84	43	17	96906	MS51971-1	70	6
96906	MS45904-84	48	3	96906	MS51971-2	23	3
96906	MS45904-84	48	4	96906	MS51971-7	50	9
96906	MS45904-84	75	9	96906	MS90725-10	16	7
96906	MS45904-84	76	3	96906	MS90725-10	32	11
96906	MS45904-84	76	7	96906	MS90725-107	40	10
96906	MS45904-84	89	2	96906	MS90725-109	75	8
96906	MS45904-86	89	6	96906	MS90725-113	89	5
96906	MS45904-86	89	10	96906	MS90725-115	43	13
96906	MS49005-7	24	1	96906	MS90725-115	43	18
96906	MS51021-56	68	5	96906	MS90725-115	89	8
96906	MS51021-63	23	9	96906	MS90725-119	76	6
96906	MS51021-68	60	5	96906	MS90725-165	55	3
96906	MS51021-69	61	9	96906	MS90725-3	10	13
96906	MS51021-83	61	6	96906	MS90725-3	15	15
96906	MS51029-49	86	3	96906	MS90725-32	14	1
96906	MS51029-51	86	8	96906	MS90725-34	20	1
96906	MS51029-53	88	3	96906	MS90725-34	30	6
96906	MS51851-43	17	11	96906	MS90725-34	81	12
96906	MS51851-86	12	9	96906	MS90725-34	82	1
96906	MS51851-88	12	5	96906	MS90725-34	82	17
96906	MS51861-46	4	7	96906	MS90725-36	10	12
96906	MS51E73-180B	42	24	96906	MS90725-5	21	3
96906	MS51922-5	94	16	96906	MS90725-5	42	9
96906	MS51953-1218	43	3	96906	MS90725-6	16	2
96906	MS51953-169B	40	25	96906	MS90725-6	16	10
96906	MS51953-169B	43	8	96906	MS90725-6J	39	5
96906	MS51953-169B	43	10	96906	MS90725-6J	39	12
96906	MS51953-169B	45	4	96906	MS90725-6J	54	5
96906	MS51953-169B	55	25	96906	MS90725-6J	77	5
96906	MS51953-171B	46	2	96906	MS90725-6J	79	5
96906	MS51953-178	42	20	96906	MS90725-6J	88	24
96906	MS51953-178	42	26	96906	MS90725-6J	89	7
96906	MS51953-202	55	25	96906	MS90725-64	11	4
96906	MS51953-33	58	18	96906	MS90725-65	88	16
96906	MS51953-52	50	3	96906	MS90725-66	11	5
96906	MS51953-73B	41	21	96906	MS90725-8	15	17
96906	MS51953-75B	41	3	96906	MS90725-8	28	5
96906	MS51953-78	55	27	96906	MS90725-8	28	11
96906	MS51953-78	57	9	96906	MS90726-166	28	16
96906	MS51953-79B	41	9	96906	MS90728-120	93	1
96906	MS51953-80B	41	15	07964	M2J0-21	85	8
96906	MS51953-80B	41	17	14448	N0701	41	18
96906	MS51953-80B	55	13	81733	P3U21JH	86	6

## SECTION IV

## NATIONAL STOCK NUMBER AND PART NUMBER INDEX

TM 5-4610-221-20P

FSCM	PART NUMBER	FIGURE ITEM		FSCM	PART NUMBER	FIGURE ITEM	
		NO.	NC.			NO.	NC.
61349	P500	82	14	97403	13206E7350-191	39	18
21348	QQL225	47	10	97403	13206E7350-191	39	20
81348	QQL225	47	13	97403	13206E7350-191	44	4
81348	RRC271TYPEI	9	5	97403	13206E7350-192	39	16
81348	RRC271TYPEVI	9	4	97403	13206E7350-192	39	18
92146	R210	5	4	97403	13206E7350-193	39	16
92146	R6	5	11	97403	13206E7350-195	39	9
71041	SC62	60	6	97403	13206E7350-201	44	19
90053	SC75	68	4	97403	13206E7350-201	44	20
92878	S68910	21	11	97403	13206E7350-201	44	23
92146	TL60C	5	1	97403	13206E7350-202	42	18
92146	TS1	5	3	97403	13206E7350-206	43	9
92878	UH68D	20	3	81349	13206E7350-21	45	1
15235	VDA25GP	31	1	97403	13206E7350-216	43	15
15235	VG67A	31	2	97403	13206E7350-219	54	9
81348	MW-P-471	43	4	97403	13206E7350-219	77	15
81348	MW-U-531-28TA	40	14	97403	13206E7350-221	43	20
81348	MWP521TYI	42	6	97403	13206E7350-221	56	1
81348	MWP521TYI	45	3	97403	13206E7350-221	57	2
81348	MWP521TYI	46	5	97403	13206E7350-221E	58	14
81348	MWP521TYI 8-8	57	8	97403	13206E7350-222	41	11
81348	MW521TYI	58	7	97403	13206E7350-225	42	4
81348	OOL225	38	10	97403	13206E7350-226	39	15
81348	JOL225	38	13	97403	13206E7350-228	43	1
81348	OOS743	38	7	97403	13206E7350-230	41	24
28718	0000642-10	68	15	97403	13206E7350-234	58	3
28718	0000642-11	68	16	97403	13206E7350-25	40	10
28718	0000642-12	68	17	97403	13206E7350-25	48	1
28718	0000642-13	68	18	97403	13206E7350-25	76	2
28718	0000642-3	68	7	97403	13206E7350-50	42	5
28718	0000642-4	68	9	97403	13206E7350-51	45	2
28718	0000642-5	68	10	97403	13206E7350-55	55	22
28718	0000642-6	68	11	97403	13206E7350-59	40	3
28718	0000642-7	68	12	97403	13206E7350-6	41	11
28718	0000642-8	68	13	97403	13206E7350-63	42	17
28718	0000642-9	68	14	97403	13206E7350-80	43	15
91340	J001384	43	9	97403	13206E7350-95	41	1
91340	001493	3	4	97403	13206E7350-96	39	9
99832	030017	41	25	97403	13206E7350-96	39	19
99832	030017	55	24	97403	13206E7351	86	
49367	039316FORM1	1	5	97403	13206E7353	88	27
64042	1 1/2 5050S	33		97403	13206E7357	24	6
00000	10861673	2	4	97403	13206E7358	88	23
30327	1178	38	6	97403	13206E7360	24	15
30327	1178	47	6	97403	13206E7364-13	84	10
97403	13204E2145	54	13	97403	13206E7365	84	6
97403	13206E7350-105	40	3	97403	13206E7366-1	84	13
97403	13206E7350-105	54	24	97403	13206E7367	84	15
97403	13206E7350-108	55	7	97403	13206E7368	84	9
97403	13206E7350-108	79	7	97403	13206E7369	84	8
97403	13206E7350-108	81	19	97403	13206E7370-2-1	84	4
97403	13206E7350-115	81	15	97403	13206E7372	30	10
97403	13206E7350-120	78	1	97403	13206E7373-1	28	3
97403	13206E7350-126	41	23	97403	13206E7374	28	15
97403	13206E7350-126	55	12	97403	13206E7375	28	10
97403	13206E7350-126	55	26	97403	13206E7376	28	18
97403	13206E7350-132	78	16	97403	13206E7377	28	9
97403	13206E7350-133	54	25	97403	13206E7378	28	8
97403	13206E7350-133	80	18	97403	13206E7387	88	5
97403	13206E7350-143	78	11	97403	13206E7388	88	8
97403	13206E7350-145	80	12	97403	13206E7389	88	12
97403	13206E7350-147	80	6	97403	13206E7390	88	4
97403	13206E7350-151	77	9	97403	13206E7391	88	15
97403	13206E7350-151	79	12	97403	13206E7393	86	11
97403	13206E7350-156	80	14	97403	13206E7394	25	3
97403	13206E7350-158	46	6	97403	13206E7395	82	4
97403	13206E7350-158	79	20	97403	13206E7395	82	20
97403	13206E7350-159	78	17	97403	13206E7395	82	25
97403	13206E7350-16	42	17	97403	13206E7395-2	82	9
97403	13206E7350-166	83	5	97403	13206E7398	88	10
97403	13206E7350-170	83	1	97403	13206E7400-30	61	1
97403	13206E7350-182	40	25	97403	13206E7400-54	50	2
97403	13206E7350-182	77	12	97403	13206E7404	70	19
97403	13206E7350-183	77	11	97403	13206E7407	70	11
97403	13206E7350-183	79	9	97403	13206E7408	70	8
97403	13206E7350-187	44	25	97403	13206E7409	70	15
97403	13206E7350-189	44	31	97403	13206E7410	60	1
97403	13206E7350-189	55	19	97403	13206E7412	60	8
97403	13206E7350-19	58	10	97403	13206E7413	60	9
97403	13206E7350-190	39	20	97403	13206E7416	75	3



FSCM	PART NUMBER	FIGURE ITEM		FSCM	PART NUMBER	FIGURE ITEM	
		NO.	NC.			NO.	NC.
97403	13206E7417	75	7	97403	13208E9638	9	7
97403	13206E7419	59	3	97403	13208E964J	9	8
97403	13206E7420	59	6	81581	13208E964L	9	6
97403	13206E7421-29	31	4	97403	13208E9857-1	39	7
97403	13206E7421-9	27	3	97403	13208E9857-1	39	10
97403	13206E7423	27	18	97403	13208E9857-2	54	7
97403	13206E7424	27	16	97403	13208E9857-1	54	11
97403	13206E7432	48	5	97403	13208E9857-2	77	7
97403	13206E7432-21	44	1	97403	13208E9857-2	79	13
97403	13206E7432-26	44	35	97403	13208E9857-3	57	4
97403	13206E7432-28	44	32	97403	13208E9857-3	57	6
97403	13206E7432-30	44	13	97403	13208E9857-3	58	5
97403	13206E7432-32	44	11	97403	13208E9857-3	58	12
97403	13206E7432-41	40	15	97403	13208E9857-3	58	16
97403	13206E7432-46	40	21	97403	13208E9857-3	70	12
97403	13206E7432-59	33	9	97403	13208E9857-3	70	17
97403	13206E7432-59	55	22	30327	13208E9857-4	50	5
97403	13206E7432-59A	33	1	97403	13208E9857-5	56	3
97403	13206E7432-61	50	3	97403	13208E9863-1	43	5
97403	13206E7432-62	50	4	97403	13208E9863-1	43	7
97403	13206E7433	51	14	97403	13208E9863-1	81	11
97403	13206E7435	50	11	97403	13208E9863-2	77	10
97403	13206E7436	51	12	97403	13208E9863-2	80	19
97403	13206E7437	51	11	97403	13208E9863-2	81	23
97403	13206E7438	51	10	97403	13211E4386	1	11
97403	13206E7439	51	10	97403	13211E4396	20	6
97403	13206E7440	51	13	97403	13211E4545	39	1
97403	13206E7441	51	7	97403	13211E4545-3	77	1
97403	13206E7442	49	1	97403	13211E4545-3	54	1
97403	13206E7442-15	49	14	97403	13211E4545-4	79	1
97403	13206E7443-2	49	6	97403	13212E6837	86	9
97403	13206E7444	49	11	97403	13212E6838	86	12
92009	13206E7450	49	16	97403	13212E6841-1	86	1
97403	13206E7453	49	9	97403	13212E6875	75	5
97403	13206E7456	51	6	97403	13212E6876	75	4
97403	13206E7457	38	3	97403	13212E6879	50	10
97403	13206E7458	52	3	97403	13212E6891	28	4
97403	13206E7511-20	23	13	97403	13212E6894	54	15
97403	13206E7511-20	25	8	97403	13212E6897	54	17
97403	13206E7511-20J	32	18	97403	13212E6899	47	1
97403	13206E7511-21	32	8	97403	13212E6902	50	7
97403	13206E7511-22	32	4	97403	13212E6903	38	1
97403	13206E7511-23	30	1	97403	13212E6904-1	44	32
97403	13206E75111-1J	23	12	97403	13212E6904-1	44	34
97403	13206E7519	88	26	97403	13212E6906	34	7
97403	13206E7523	76	5	97403	13212E6907	34	6
97403	13206E7524	76	8	97403	13212E6923	75	11
97403	13206E7535	47	3	97403	13212E908J-2	40	23
97403	13207E7405-1	70	9	97403	13212E908J-2	40	24
97403	13207E7406	70	10	97403	13212E9081	57	7
97403	13207E7447	49	15	97403	13212E9082	14	11
97403	13207E9123	84	7	97403	13212E9086-2	16	21
97403	13208E4422-105	6	7	97403	13212E9103-2	10	1
97403	13208E4422-131	39	2	97403	13212E9112	16	12
97403	13208E4422-131	54	2	97403	13212E9112	16	25
97403	13208E4422-131	77	2	97403	13212E9115-2	55	5
97403	13208E4422-97	79	2	97403	13212E9123	34	6
97403	13208E4431	92	3	97403	13212E9124	16	14
97403	13208E4460	16	18	97403	13212E9124	16	22
97403	13208E4462-1	39	6	97403	13212E9126	16	8
97403	13208E4462-1	54	6	97403	13212E9127	16	15
97403	13208E4462-1	77	6	97403	13212E9128	16	27
97403	13208E4462-1	79	8	97403	13212E9129	16	28
97403	13208E4462-1	79	10	97403	13212E9131	16	5
97403	13208E4467	11	2	97403	13212E9144	14	3
97403	13208E4508	9	1	97403	13212E9145	14	10
97403	13208E5406	11	7	97403	13212E9146	14	5
97403	13208E5406-3	11	4	97403	13212E9148	16	23
97403	13208E5820-4	27	10	97403	13212E9156	12	15
97403	13208E9579	9	2	97403	13212E9160S68024	21	10
97403	13208E9598-8J	8	1	97403	13212E9161	21	7
97403	13208E9598-86	7	5	97403	13212E9162	21	6
97403	13208E9598-87	7	6	97403	13212E9164	6	1
97403	13208E9598-88	7	7	97403	13212E9165	6	6
76385	13208E9607-12	12	7	97403	13212E9166	6	5
97403	13208E9607-14	12	8	97403	13213E0155-15	1	2
97403	13208E9607-19	12	14	97403	13213E4372	32	16
97403	13208E9607-21	14	6	97403	13213E4380	32	13
97403	13208E9607-6	12	3	97403	13213E4405-6	25	15
97403	13208E9637	9	3	97403	13214E6620	63	5
				97403	13214E6666	64	1

FSCM	PART NUMBER	FIGURE ITEM		FSCM	PART NUMBER	FIGURE ITEM	
		NO.	NC.			NO.	NC.
97403	13214E6665	64	2	97403	13218E006J-17	82	21
97403	13214E9027	14	10	97403	13218E006J-17	82	26
97403	13214E9025	12	1	97403	13218E006J-8	39	11
97403	13214E9029-10	15	2	97493	13218E0121-27	61	13
97403	13214E9029-5	12	12	97403	13218E0448-6	58	1
97403	13216E5269	61	14	97403	13218E0446-6	58	2
97403	13216E5270	38	4	97403	13218E0468-11	56	7
97403	13217E2331	94	1	97403	13218E0468-12	41	20
97403	13217E6320	93		97403	13218E0468-16	83	6
97403	13217E6321	93	6	97403	13218E0468-24	44	30
97403	13217E6322	93	3	97403	13218E0468-24	50	6
97403	13217E6323	93	5	97403	13218E0468-27	54	12
97403	13217E6324	93	7	97403	13218E0468-33	7J	14
97403	13217E6329	94	15	97403	13218E0468-33	82	16
97403	13217E6330	94		97403	13218E0468-5	33	17
97403	13217E6331	94	4	97403	13218E0468-5	55	30
97403	13217E6332-1	94	8	97403	13218E0476-12	58	6
97403	13217E6332-2	94	7	97403	13218E0476-16	58	9
97403	13217E6333	94	5	97403	13218E0476-3	41	8
97403	13217E6334	94	11	97403	13218E0476-3	41	14
97403	13217E6335	94	12	97403	13218E0476-3	41	22
97403	13217E6336	94	14	97403	13218E0476-3	55	14
97403	13217E6337	94	10	97403	13218E0476-3	55	20
97403	13218E0019-1	11	3	97403	13218E0476-5	78	9
97403	13218E0021-1	48	1	97403	13218E0476-5	78	16
97403	13218E0025-44	6	2	97403	13218E0476-6	44	24
97403	13218E0031-4	55	6	97403	13218E0476-7	40	14
97403	13218E0032-2	43	19	97403	13218E0476-7	42	8
97403	13218E0032-3	43	14	97403	13218E0476-7	42	12
97403	13218E0032-4	55	4	97403	13218E0476-7	42	19
97403	13218E0032-4	55	6	97403	13218E0476-7	42	25
97403	13218E0046-2	82	28	97403	13218E0476-7	46	1
97403	13218E0048-2	81	18	97403	13218E0476-7	46	7
97403	13218E0048-2	81	21	97403	13218E0476-7	79	15
97403	13218E0048-2	81	22	97403	13218E0476-7	80	1
97403	13218E0048-2	82	12	97403	13218E0476-7	80	13
97403	13218E0048-2	82	30	97403	13218E0476-7	81	1
97403	13218E0051-2	82	15	97403	13218E0476-7	81	9
97403	13218E0051-4	41	19	97403	13218E0476-8	79	6
97403	13218E0051-4	57	5	97403	13218E0477-4	44	15
97403	13218E0051-4	70	18	97403	13218E0477-4	56	5
97403	13218E0051-5	56	4	97403	13218E0477-5	78	7
97403	13218E0051-6	78	20	97403	13218E0477-5	83	4
97403	13218E0053-2	33	7	97403	13218E0477-7	40	21
97403	13218E0053-2	33	15	97403	13218E0477-7	46	3
97403	13218E0053-9	80	7	97403	13218E0477-7	75	17
97403	13218E0053-9	80	15	97403	13218E0477-7	80	3
97403	13218E0054-3	55	9	97403	13218E0477-7	81	7
97403	13218E0055-53	44	17	97403	13218E0477-8	80	17
97403	13218E0055-54	40	19	97403	13218E0478-105	78	10
97403	13218E0055-54	43	2	97403	13218E0478-106	44	21
97403	13218E0055-62	78	12	97403	13218E0478-108	80	9
97403	13218E0055-64	40	17	97403	13218E0478-36	50	4
97403	13218E0055-64	41	2	97403	13218E0600-102	78	2
97403	13218E0055-70	54	18	97403	13218E0600-102	78	13
97403	13218E0055-72	77	17	97403	13218E0600-102	83	3
97403	13218E0055-72	77	18	97403	13218E0600-106	78	19
97403	13218E0055-72	80	5	97403	13218E0600-108	78	4
97403	13218E0055-82	55	8	97403	13218E060J-111	58	8
97403	13218E0058-4	55	28	97403	13218E060J-111	78	5
97403	13218E0058-6	78	14	97403	13218E060J-111	78	15
97403	13218E0058-6	83	2	97403	13218E060J-117	78	6
97403	13218E0058-7	44	18	97403	13218E060J-142	44	6
97403	13218E0058-8	42	14	97403	13218E060J-142	44	28
97403	13218E0058-8	42	21	97403	13218E060J-142	82	6
97403	13218E0058-8	42	23	97403	13218E060J-142	82	8
97403	13218E0058-8	44	3	97403	13218E060J-142	82	22
97403	13218E0058-8	44	29	97403	13218E060J-142	82	24
97403	13218E0058-8	79	19	97403	13218E060J-143	40	20
97493	13218E0058-8	39	17	97403	13218E0600-144	79	16
97403	13218E0058-9	54	20	97403	13218E060J-144	79	18
97403	13218E0058-9	79	14	97403	13218E060J-144	80	2
97403	13218E0058-9	80	11	97403	13218E0600-144	80	4
97403	13218E0058-9	82	16	97403	13218E060J-144	80	10
97403	13218E0059-5	44	10	97403	13218E060J-144	81	2
97403	13218E0059-5	44	12	97403	13218E060J-144	81	3
97403	13218E0059-8	81	4	97403	13218E060J-144	81	5
97403	13218E0060-15	44	26	97403	13218E060J-144	81	6
97403	13218E0060-17	82	5	97403	13218E0600-144	81	10
97403	13218E0060-17	82	10	97403	13218E060J-144	81	17

FSCM	PART NUMBER	FIGURE ITEM		FSCM	PART NUMBER	FIGURE ITEM	
		NO.	NC.			NO.	NC.
97403	13218E0600-144	81	20	70109	24-18-259-37	17	8
97403	13218E0600-14d	81	8	92146	246	5	9
97403	13218E0600-149	43	6	92146	246-2	5	8
97403	13218E0600-149	44	2	70485	253	14	9
97403	13218E0600-149	46	4	97475	256-4	61	5
97403	13218E0600-150	82	13	11083	386496	41	4
97403	13218E0600-150	82	29	11083	386496	41	6
97403	13218E0600-151	41	1	11083	386496	41	10
97403	13218E0600-151	42	22	11083	386496	41	12
97403	13218E0600-151	44	27	11083	386496	41	16
97403	13218E0600-151	46	6	11083	386496	55	16
97403	13218E0600-154	41	13	11083	386496	55	18
97403	13218E0600-154	42	7	04049	33022	54	14
97403	13218E0600-156	40	15	29633	40A1-2701	23	5
97403	13218E0600-157	82	11	29633	40A1-4522	24	20
97403	13218E0600-157	82	27	21453	420469	13	1
97403	13218E0600-159	40	22	14595	438 1 1-2	82	7
97403	13218E0600-159	40	18	14959	438 1 1-2	81	16
97403	13218E0600-162	55	21	14959	438 1-1-2	82	23
97403	13218E0600-162	77	16	33714	450-69-2	65	2
97403	13218E0600-164	77	14	33714	450-69-3	65	4
97403	13218E0600-167	54	19	33714	450-69-4	65	5
97403	13218E0600-168	80	16	33714	450-69-5	69	6
97403	13218E0600-169	80	8	33714	450-69-7	65	8
97403	13218E0600-17J	55	17	71400	4512	26	18
97403	13218E0600-174	55	15	72850	475127	2	8
97403	13218E0600-174	81	24	72850	476474	2	9
97403	13218E0600-22	33	8	72850	476563	2	2
97403	13218E0600-25	33	5	94222	49-1-1-0	27	23
97403	13218E0600-25	33	13	19207	507409	94	2
97403	13218E0600-25	33	16	61864	51061	27	19
97403	13218E0600-256	42	13	19220	5610-50L	15	19
97403	13218E0600-30	41	5	19220	5610-50L	15	20
97403	13218E0600-64	41	3	19220	5655	15	6
97403	13218E0600-64	42	11	80252	570	26	11
97403	13218E0600-65	55	11	73331	5939775	4	5
97403	13218E0600-83	56	6	73331	5939830	4	3
97403	13218E0600-86	44	16	73331	5939831	4	11
97403	13218E0600-87	44	9	73331	5939832	4	6
97403	13218E0600-87	44	14	73331	5939833	4	6
97403	13219E2633	92	2	73331	5939837	4	5
97403	13219E2636	15	13	73331	5939841	4	12
97403	13219E2636-1	14	11	73331	5939842	4	6
92146	14049	5	5	73331	5939843	4	6
59730	141	25	5	08109	60 A120V	5	2
19220	15813	15	10	93232	6000	24	11
19220	15814	15	5	70485	638	17	12
24617	178514	17	27	19207	7372077	15	5
19554	180G17778-3	8	17	00000	7413776	2	6
25633	1859-A-2	25	14	00000	770405 1	BULK	
74193	2263CCURVE1S	27	6	24161	7806-2494	23	11
75138	230-221	26	14	18876	819880	BULK	
24161	2310	25	1	28960	850	25	1
24161	2340	23	1				
15235	2383	31	3	07611	9-1204-21	38	9
71843	2395887	12	11	07611	9-1204-21	47	9

SUPPLEMENTAL INDEX

NATIONAL STOCK NUMBER AND PART NUMBER

STOCK NUMBER	FIGURE NO.	ITEM NO.	STOCK NUMBER	FIGURE NO.	ITEM NO.
5305-00-052-6921	6	3	5330-00-444-1489	12	4
5305-00-068-0500	70	5	4820-00-448-5200	36	1
5305-00-068-0501	1	9	5310-00-550-1130	70	3
4730-00-222-8544	44	8	5310-00-582-5677	70	4
4730-00-231-5460	77	13	5310-00-582-5965	21	5
5935-00-232-5433	7	4	2910-00-735-4014	2	1
4730-00-277-9982	41	7	4730-00-905-5384	39	1
4730-00-278-5580	1	4	5305-00-964-0589	89	3
			5320-00-973-7912	12	2

FSCM	PART NUMBER	FIGURE NO.	ITEM NO.	FSCM	PART NUMBER	FIGURE NO.	ITEM NO.
19554	B68-22	13	6	97403	13206 E7350-151	78	8
46522	G4796G9	2	1	97403	13206 E7442-7	49	13
96906	MS15795-810	70	4	97403	13206 E7481	36	1
96906	MS24629-57	6	3	97403	13208 E9598-81	8	3
96906	MS24662-73	12	2	97403	13208 E9863-2	77	13
96906	MS35307-304	70	1	97403	13212 E6905-4	44	8
96906	MS35333-40	70	3	97403	13213 E9867-3	7	4
96906	MS35338-14	21	5	97403	13213 E9868-1	7	3
96906	MS51815-59	1	4	97403	13218 E0031-4	55	4
96906	MS51953-86B	41	7	97403	1321 8E0058-6	78	3
96906	MS51967-2	70	2	97403	13218 E0058-8	44	5
96906	MS90725-115	89	3	97403	13218 E0600-142	44	7
96906	MS90725-3	70	5	97403	13218 E0600-142	44	22
96906	MS90725-5	1	9	97403	13218 E0600-144	46	4
81349	MWC14-19J3	7	10	19554	18 DGI7778-3	13	17
74951	P1050	12	4	33714	450-69-1	69	1
92878	UH68E	20	3	33714	450-69-8	69	9
14959	120A	39	1	33714	450-70	69	3

**By Order of the Secretary of the Army:**

**E. C. MEYER**  
*General, United States Army*  
*Chief of Staff*

**Official:**

**ROBERT M. JOYCE**  
*Brigadier General, United States Army*  
*The Adjutant General*

**DISTRIBUTION:**

To be distributed in accordance with DA Form 12-25A, Organizational Maintenance requirements for Water Purification.



RECOMMENDED CHANGES TO EQUIPMENT TECHNICAL PUBLICATIONS



THEN... JOT DOWN THE DOPE ABOUT IT ON THIS FORM. CAREFULLY TEAR IT OUT, FOLD IT AND DROP IT IN THE MAIL!

SOMETHING WRONG WITH THIS PUBLICATION?

FROM: (PRINT YOUR UNIT'S COMPLETE ADDRESS)  
**PFC JOHN DOE**  
**COA, 3d ENGINEER BN**  
**FT. LEONARD WOOD, MO 63108**  
 DATE SENT

PUBLICATION NUMBER: **TM 5-4610-221-20P**  
 PUBLICATION DATE: **3 May 82**  
 PUBLICATION TITLE: **Water Purification Unit, Van-Type Body Mounted**

BE EXACT... PIN-POINT WHERE IT IS

PAGE NO.	PARA-GRAPH	FIGURE NO.	TABLE NO.
<b>6</b>	<b>2-1 a</b>		
<b>B1</b>		<b>4-3</b>	
<b>125</b>	<b>line 20</b>		

IN THIS SPACE TELL WHAT IS WRONG AND WHAT SHOULD BE DONE ABOUT IT:

*In line 6 of paragraph 2-1a the manual states the engine has 6 cylinders. The engine on my set only has 4 cylinders. Change the manual to show 4 cylinders.*

*Callout 16 on figure 4-3 is pointing at a bolt. In key to figure 4-3, item 16 is called a shim - Please correct one or the other.*

*I ordered a gasket, item 19 on figure B-16 by NSN 2 910-00-762-3001. I got a gasket but it doesn't fit. Supply says I got what I ordered, so the NSN is wrong. Please give me a good NSN*

PRINTED NAME, GRADE OR TITLE, AND TELEPHONE NUMBER  
**JOHN DOE, PFC (268) 317-7111**

SIGN HERE: **JOHN DOE**  
**JOHN DOE**

DA FORM 2028-2  
 1 JUL 79

PREVIOUS EDITIONS ARE OBSOLETE.  
 DRSTS-M Overprint 1, 1 Nov 80

P.S.--IF YOUR OUTFIT WANTS TO KNOW ABOUT YOUR RECOMMENDATION MAKE A CARBON COPY OF THIS AND GIVE IT TO YOUR HEADQUARTERS.

TEAR ALONG PERFORATED LINE

FILL IN YOUR  
UNIT'S ADDRESS

FOLD BACK

DEPARTMENT OF THE ARMY

OFFICIAL BUSINESS  
PENALTY FOR PRIVATE USE \$300

POSTAGE AND FEES PAID  
DEPARTMENT OF THE ARMY  
DOD 314



TEAR ALONG PERFORATED LINE

COMMANDER  
U S ARMY SUPPORT AND AVIATION MATERIEL READINESS COMMAND  
ATTN: DRSTS-MPSD  
4300 GOODFELLOW BOULEVARD  
ST. LOUIS, MO 63120



RECOMMENDED CHANGES TO EQUIPMENT TECHNICAL PUBLICATIONS

**SOMETHING WRONG WITH THIS PUBLICATION?**



THEN... JOT DOWN THE DOPE ABOUT IT ON THIS FORM, CAREFULLY TEAR IT OUT, FOLD IT AND DROP IT IN THE MAIL!

FROM: (PRINT YOUR UNIT'S COMPLETE ADDRESS)

DATE SENT

PUBLICATION NUMBER

TM 5-4610-221-20P

PUBLICATION DATE

3 May 82

PUBLICATION TITLE Water Purification Unit, Van-Type Body Mounted

BE EXACT... PIN-POINT WHERE IT IS

PAGE NO.	PARA-GRAPH	FIGURE NO.	TABLE NO.

IN THIS SPACE TELL WHAT IS WRONG AND WHAT SHOULD BE DONE ABOUT IT:

TEAR ALONG PERFORATED LINE

PRINTED NAME, GRADE OR TITLE, AND TELEPHONE NUMBER

SIGN HERE:

DA FORM 1 JUL 79 2028-2

PREVIOUS EDITIONS ARE OBSOLETE.  
DRSTS-M Overprint 2, 1 Nov 80.

P.S.--IF YOUR OUTFIT WANTS TO KNOW ABOUT YOUR RECOMMENDATION MAKE A CARBON COPY OF THIS AND GIVE IT TO YOUR HEADQUARTERS.

FILL IN YOUR  
UNIT'S ADDRESS

FOLD BACK

DEPARTMENT OF THE ARMY

OFFICIAL BUSINESS  
PENALTY FOR PRIVATE USE \$300

POSTAGE AND FEES PAID  
DEPARTMENT OF THE ARMY  
DOD 314



COMMANDER  
U S ARMY SUPPORT AND AVIATION MATERIEL READINESS COMMAND  
ATTN: DRSTS-MPSD  
4300 GOODFELLOW BOULEVARD  
ST. LOUIS, MO 63120

TEAR ALONG PERFORATED LINE

RECOMMENDED CHANGES TO EQUIPMENT TECHNICAL PUBLICATIONS



THEN . . . JOT DOWN THE DOPE ABOUT IT ON THIS FORM, CAREFULLY TEAR IT OUT, FOLD IT AND DROP IT IN THE MAIL!

# SOMETHING WRONG WITH THIS PUBLICATION?

FROM: (PRINT YOUR UNIT'S COMPLETE ADDRESS)

DATE SENT

PUBLICATION NUMBER

TM 5-4610-221-20P

PUBLICATION DATE

3 May 82

PUBLICATION TITLE Water Purification Unit, Van-Type Body Mounted

BE EXACT . . . PIN-POINT WHERE IT IS

PAGE NO.	PARA-GRAPH	FIGURE NO.	TABLE NO.
----------	------------	------------	-----------

IN THIS SPACE TELL WHAT IS WRONG AND WHAT SHOULD BE DONE ABOUT IT:

TEAR ALONG PERFORATED LINE

PRINTED NAME, GRADE OR TITLE, AND TELEPHONE NUMBER

SIGN HERE:

FILL IN YOUR  
UNIT'S ADDRESS

FOLD BACK

DEPARTMENT OF THE ARMY

\_\_\_\_\_  
\_\_\_\_\_  
\_\_\_\_\_

OFFICIAL BUSINESS  
PENALTY FOR PRIVATE USE \$300

POSTAGE AND FEES PAID  
DEPARTMENT OF THE ARMY  
DOD 314



TEAR ALONG PERFORATED LINE

COMMANDER  
U S ARMY SUPPORT AND AVIATION MATERIEL READINESS COMMAND  
ATTN: DRSTS-MPSD  
4300 GOODFELLOW BOULEVARD  
ST. LOUIS, MO 63120

RECOMMENDED CHANGES TO EQUIPMENT TECHNICAL PUBLICATIONS



THEN... JOT DOWN THE DOPE ABOUT IT ON THIS FORM. CAREFULLY TEAR IT OUT, FOLD IT AND DROP IT IN THE MAIL!

**SOMETHING WRONG WITH THIS PUBLICATION?**

FROM: (PRINT YOUR UNIT'S COMPLETE ADDRESS)

DATE SENT

PUBLICATION NUMBER  
TM 5-4610-221-20P

PUBLICATION DATE  
3 May 82

PUBLICATION TITLE Water Purification Unit, Van-Type Body Mounted

BE EXACT... PIN-POINT WHERE IT IS

PAGE NO.	PARA-GRAPH	FIGURE NO.	TABLE NO.
----------	------------	------------	-----------

IN THIS SPACE TELL WHAT IS WRONG AND WHAT SHOULD BE DONE ABOUT IT:

TEAR ALONG PERFORATED LINE

PRINTED NAME, GRADE OR TITLE, AND TELEPHONE NUMBER

SIGN HERE:

DA FORM 2028-2  
1 JUL 79

PREVIOUS EDITIONS ARE OBSOLETE.  
DRSTS-M Overprint 2, 1 Nov 80.

P.S.--IF YOUR OUTFIT WANTS TO KNOW ABOUT YOUR RECOMMENDATION MAKE A CARBON COPY OF THIS AND GIVE IT TO YOUR HEADQUARTERS.

FILL IN YOUR  
UNIT'S ADDRESS

FOLD BACK

DEPARTMENT OF THE ARMY

\_\_\_\_\_  
\_\_\_\_\_  
\_\_\_\_\_

OFFICIAL BUSINESS  
PENALTY FOR PRIVATE USE \$300

POSTAGE AND FEES PAID  
DEPARTMENT OF THE ARMY  
DOD 314



TEAR ALONG PERFORATED LINE

COMMANDER  
U S ARMY SUPPORT AND AVIATION MATERIEL READINESS COMMAND  
ATTN: DRSTS-MPSD  
4300 GOODFELLOW BOULEVARD  
ST. LOUIS, MO 63120

# The Metric System and Equivalents

## Linear Measure

1 centimeter = 10 millimeters = .39 inch  
 1 decimeter = 10 centimeters = 3.94 inches  
 1 meter = 10 decimeters = 39.37 inches  
 1 dekameter = 10 meters = 32.8 feet  
 1 hectometer = 10 dekameters = 328.08 feet  
 1 kilometer = 10 hectometers = 3,280.8 feet

## Weights

1 centigram = 10 milligrams = .15 grain  
 1 decigram = 10 centigrams = 1.54 grains  
 1 gram = 10 decigram = .035 ounce  
 1 dekagram = 10 grams = .35 ounce  
 1 hectogram = 10 dekagrams = 3.52 ounces  
 1 kilogram = 10 hectograms = 2.2 pounds  
 1 quintal = 100 kilograms = 220.46 pounds  
 1 metric ton = 10 quintals = 1.1 short tons

## Liquid Measure

1 centiliter = 10 milliliters = .34 fl. ounce  
 1 deciliter = 10 centiliters = 3.38 fl. ounces  
 1 liter = 10 deciliters = 33.81 fl. ounces  
 1 dekaliter = 10 liters = 2.64 gallons  
 1 hectoliter = 10 dekaliters = 26.42 gallons  
 1 kiloliter = 10 hectoliters = 264.18 gallons

## Square Measure

1 sq. centimeter = 100 sq. millimeters = .155 sq. inch  
 1 sq. decimeter = 100 sq. centimeters = 15.5 sq. inches  
 1 sq. meter (centare) = 100 sq. decimeters = 10.76 sq. feet  
 1 sq. dekameter (are) = 100 sq. meters = 1,076.4 sq. feet  
 1 sq. hectometer (hectare) = 100 sq. dekameters = 2.47 acres  
 1 sq. kilometer = 100 sq. hectometers = .386 sq. mile

## Cubic Measure

1 cu. centimeter = 1000 cu. millimeters = .06 cu. inch  
 1 cu. decimeter = 1000 cu. centimeters = 61.02 cu. inches  
 1 cu. meter = 1000 cu. decimeters = 35.31 cu. feet

## Approximate Conversion Factors

To change	To	Multiply by	To change	To	Multiply by
inches	centimeters	2.540	ounce-inches	newton-meters	.007062
feet	meters	.305	centimeters	inches	.394
yards	meters	.914	meters	feet	3.280
miles	kilometers	1.609	meters	yards	1.094
square inches	square centimeters	6.451	kilometers	miles	.621
square feet	square meters	.093	square centimeters	square inches	.155
square yards	square meters	.836	square meters	square feet	10.764
square miles	square kilometers	2.590	square meters	square yards	1.196
acres	square hectometers	.405	square kilometers	square miles	.386
cubic feet	cubic meters	.028	square hectometers	acres	2.471
cubic yards	cubic meters	.765	cubic meters	cubic feet	35.315
fluid ounces	milliliters	29.573	cubic meters	cubic yards	1.308
pints	liters	.473	milliliters	fluid ounces	.034
quarts	liters	.946	liters	pints	2.113
gallons	liters	3.785	liters	quarts	1.057
ounces	grams	28.349	liters	gallons	.264
pounds	kilograms	.454	grams	ounces	.035
short tons	metric tons	.907	kilograms	pounds	2.205
pound-feet	newton-meters	1.365	metric tons	short tons	1.102
pound-inches	newton-meters	.11375			

## Temperature (Exact)

°F	Fahrenheit temperature	5/9 (after subtracting 32)	Celsius temperature	°C
----	------------------------	----------------------------	---------------------	----

027448